





10871, avenue Salk
Montréal-Nord (Québec) H1G 6M7
T 514.324.0916 • 800.982.6889

The reference for comfort
at work... and at home!



Collections	2
Terms of Sale	
<i>Prices</i>	4
<i>Terms</i>	4
<i>Purchase order</i>	4
<i>Storage</i>	4
<i>Return of merchandise</i>	4
<i>Specifications</i>	4
<i>Guarantee</i>	4
<i>Reflex program</i>	5
Spare parts prices	6
Gas lifts	8
Back upright	9
Mechanisms	10
Armrests	12

Collections

Office area

Agio

Arista

Circus

Drumback

Fira

Fusion

Impulse

Kadera

Kendo

Maglia

Neos

Quatra

Repend

Scope

Sity

Spin

Teknik

Toleo

NEW

Vario

Vittoria

Xylo

Zome

Lounge and waiting area

Admix

Evolution

Loop

Organic

Organic Link

Pouf

Stylus

2000

	Ergonomic	Executive	Conference room	Multi-purpose	Lounge and Waiting Room	Stools	
	E	D	C	A	R	T	
Agio			X	X	X		14-21
Arista	X	X	X				22-25
Circus			X	X	X		26-31
Drumback	X	X	X				32-35
Fira	X	X	X				36-41
Fusion	X		X			X	42-45
Impulse	X	X	X	X			46-51
Kadera	X	X	X				52-55
Kendo			X	X	X		56-59
Maglia		X	X				60-63
Neos	X	X	X	X		X	64-69
Quatra	X	X	X	X		X	70-75
Repend			X	X	X		76-79
Scope	X	X	X	X			80-85
Sity	X	X	X	X			86-91
Spin			X	X	X		92-95
Teknik				X		X	96-99
Toleo	X	X	X	X		X	100-105
Vario				X	X		106-109
Vittoria	X	X	X			X	110-115
Xylo				X	X		116-119
Zome	X	X	X			X	120-123
Admix					X		126-129
Evolution			X	X	X		130-133
Loop				X	X		134-135
Organic				X	X		136-141
Organic Link				X	X		142-147
Pouf				X	X		148-151
Stylus				X	X		152-157
2000				X	X		158-161

E

Seat offering the necessary adjustments to conform to its user's morphology, work environment and various recurring tasks

D

Ergonomic seat generally characterized by a higher backrest and several adjustment possibilities.

C

Seat typically used in a meeting or conference room. Intended for short or medium-term use, these seats offer limited adjustments which ensure visual homogeneity of the environment.

A

Seat used sporadically or for a short period, and typically arranged with accompanying seats.

R

One or more elements allowing to sit comfortably in a high traffic or commonly used environment. Thought and designed with functionality and esthetics in mind, the elements adapt to several users and functions

T

Seat offering a comfortable work position on surfaces higher than usual standards

PRICES

Prices shown in this list are suggested retail, taxes extra, and are subject to change without notice. Depending on destination and product, shipping and installation fees can apply as described in the freight policy available from our customer service department. Unless otherwise specified, these fees are not included for parts orders.

TERMS

For customers with an approved credit line, payment terms are Net 30 days from date of invoice. Overdue accounts will be subject to 2% monthly interest charge. Bouty reserves the right to withhold or refuse any order for customers with overdue accounts.

ORDERS

For every order received, an acknowledgment is sent to the customer, who is responsible for validating the accuracy of its order and notifying Bouty of any required changes within two (2) days. For any modification or cancellation requested after this two-day period, Bouty reserves the right to claim costs incurred at the time of modification or cancellation.

STORAGE

Bouty reserves the right to charge storage fees for any order that cannot be received by the customer following the agreed delivery date.

CLAIMS AND RETURNS OF MERCHANDISE

Claims for incomplete orders or damaged merchandise must be submitted within seven (7) days following delivery. In the case of shipments where damage is obvious, customers must refuse delivery until the carrier has written the nature of the observation on the bill of lading. No merchandise can be returned without Bouty's written consent and shipping instructions. Authorized returns will be shipped prepaid by the customer and will entail a handling and inspection charge of 25% of the invoice price. Only merchandise in perfect and unused condition will be accepted, unless otherwise specified.

SPECIFICATIONS

ADI reserves the right to modify specifications of its products, materials, designs, or accessories, and to discontinue manufacturing of the forementioned without notice. Measurements are approximate and may vary, depending on seat and backrest adjustments, foam compression and/or upholstery type, by up to ½" ou 12mm.

GUARANTEE

Bouty offers a ten (10) year warranty on its products against all manufacturing defects, excluding:

- Seat and backrest upholstery (catalog products) : two (2) years
- Intensive use, more specifically more than eight (8) hours per day : three (3) years

This warranty is not transferable and does not apply to the following situations:

- Failure resulting from normal wear and tear.
- Damages resulting from product abuse, misuse or extreme conditions.
- Damages incurred during transportation or storage post-delivery
- Products modified or altered.
- C.O.M. and other upholstery not included in standard Bouty program.
- Upholstery color matching to samples or prior purchases.
- Minor irregularities of color, surface, grain or texture, and leather natural marks.

REFLEX PROGRAM

Bouty offers fast production program (within 10 days), which allow to order up to ten (10) chairs of the following models:

- Agio AGPP
- Agio AGPT
- Quatra 4002
- Quatra 4003
- Vario 75
- Vario 175
- Vittoria VTM2
- Vittoria VTM3
- Vittoria VTMM

Fabric offer for the Reflex program consists in the following selection:

Genesis (geosheard.com)

- GS101 Poplar (beige)
- GS304 Chianti (red)
- GS404 Atmosphere (blue)
- GS802 Moonwalk (grey)
- GS903 Flint (black)

Challenger (ennisfabrics.com)

- 17 Garnet (red)
- 30 Denim blue (blue)
- 605 Cream (beige)
- 908 Chinchilla (grey)
- 909 Raven (black)

**FREIGHT CHARGES
APPLICABLE ON EVERY
REFLEX ORDER**

* (delivered to the dealer)

Greater Montréal area:	50\$ per chair
Rest of Québec*:	100\$ per chair
Canada (excluding Québec)* :	150\$ per chair
USA :	200\$ per chair

Product offering, fabrics and other terms may change without notice. Please validate the conditions in force when placing an order by visiting our website: bouty.com

Glides		Price
GL01	Translucent plastic for hard floor (Circus, Neos, Quatra, Sity)	2
GL08	Black plastic with felt (Toleo TOPP, TOPM, TOPR, TOMR)	2
GL12	Black plastic with felt (Toleo, TOPR, TOMR)	6
GL18	Black plastic with felt (Toleo TOPP, TOPM, TOPR, TOMR, TOPS, TOMS)	6
GL23	17,5" long translucent plastic with protective felt (Circus 1640/1642)	10
GL30	Glides replacing casters on N6 and A5 bases	12
GL31	Translucent plastic (AGPT/AGP2-3-4)	4
GL32	Translucent plastic with felt insert (AGPT/AGP2-3-4)	6
GL38	Translucent plastic (Vario)	4
GL39	Translucent plastic with integrated ganging device (Vario)	4
GL44	Translucent plastic with felt (Vario)	6
GL45	Translucent plastic with felt and integrated ganging device (Vario)	6
GL46	Black plastic (Impulse IMRP/IMMP)	2
GL47	Black plastic with felt (Impulse IMRP/IMMP)	6
GL53	Black plastic with felt (3101/3103)	8
GL54	Black plastic with felt (3102/3104)	8
GL55	Translucent plastic with felt (1751/1752/1753)	6
GL75	Translucent plastic with felt, heavy duty (Vario)	6
GL9A	Adjustable metallic glide	6
GL90	White nylon, covering an adjustable metallic glide	8
Casters		Price
RO14/RO70/RO30	For carpet	6
RO5N/RO7N/RO31	For hard floors	12
RO26/RO28/RO90/RO25	For carpet	10
RO27/RO29/RO91	For hard floors	16
RO4Y	For carpet or hard floors	70
Spacers		Price
PB1	Lower the armrest height by 1"	40
PB2	Raise the armrest height by 1"	40
PB1/2	Raise the armrest height by 1/2"	40

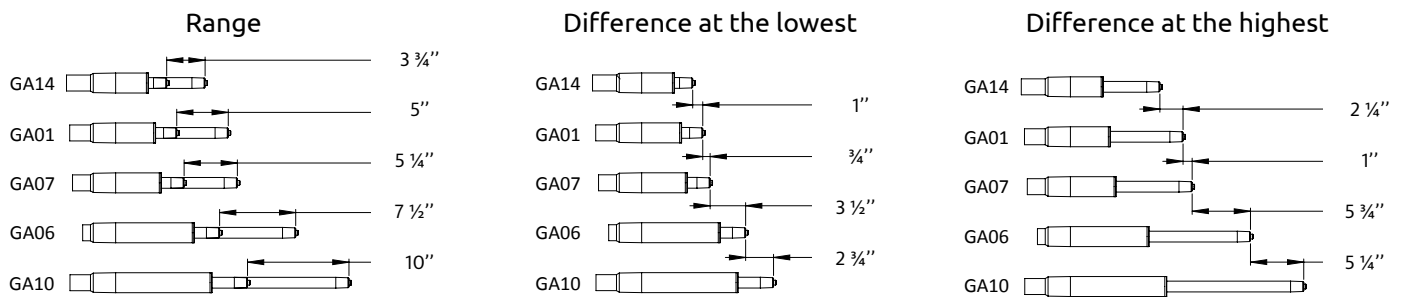
The prices indicated below do not include delivery or installation.

Full backrest	A	B	C	D	E	LEATHER
Circus 1640/1642/1680	150	160	170	180	190	300
Fusion / Neos	260	280	290	300	310	410
Quatra 4001/4002/4003	310	310	310	310	310	310
Quatra 4004/4005	340	360	370	380	390	490
Sity 9001 / 9002	310	310	310	310	310	310
Sity 9003	340	360	370	380	390	490
Vittoria / Zome	310	310	310	310	310	310
Full seat	A	B	C	D	E	LEATHER
Circus	190	200	210	220	230	290
Fusion / Neos / Vittoria	230	250	260	270	280	330
Quatra / Sity / Zome	270	290	300	310	320	370

The prices indicated below do not include delivery or installation.






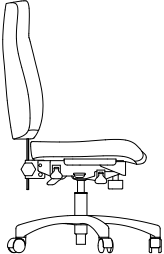
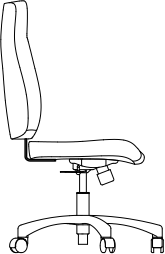
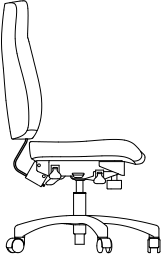
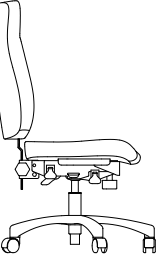
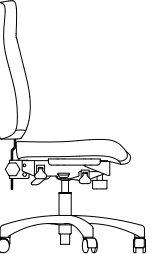
Gas lifts		Price
GA01/GA07/GA36	5" range	50
GA01HD/GA07HD/GA07Z	5" range	90
GA14/GA24	4" range	50
GA06	8" range	70
GA10	10" range	70
GA13Z	Fixed height	90

The prices indicated below do not include delivery or installation.



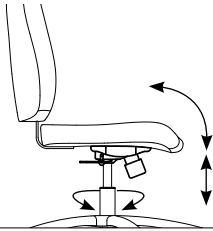
Connectivity module		Price
CU011N	2 USB (A+C) outlets, black, 72" power supply cord with a barrel connector, installed on one side under the top.	500
CU011W	2 USB (A+C) outlets, white, 72" power supply cord with a barrel connector, installed on one side under the top.	500
CS211N	2 110V Power outlets and 2 USB (A+C) outlets, black, 120" power supply cord, installed in the middle of the table. (Rectangular options only)	550
CS211W	2 110V Power outlets and 2 USB (A+C) outlets, white, 120" power supply cord, installed in the middle of the table. (Rectangular options only)	550
CR111N	1 110V Power outlets and 2 USB (A-C) outlets, black, 120" power supply cord, installed in the middle of the table. (Rectangular options only)	600
CR111W	1 110V Power outlets and 2 USB (A-C) outlets, white, 120" power supply cord, installed in the middle of the table. (Rectangular options only)	600
CR320N	3 110V Power outlets and 2 USB (A) outlets, black, 120" power supply cord, installed in the middle of the table. (Rectangular options only)	700
CR320W	3 110V Power outlets and 2 USB (A) outlets, white, 120" power supply cord, installed in the middle of the table. (Rectangular options only)	700
CS120G	1 Power outlet and 2 USB-A outlets, metallic silver paint, 10' power cord, installed on the side 8" from the ground or top (tables only).	600

Back uprights		Price
BU1/BU2 (2 1/4")	Reversible (change depth by ± 1")	60

	BU  Straight Standard back position.	BUH  90° Standard back position.	BUE  Curved Ratchet back (Only on Vittoria).	BU1  Curved Offset	BU2  Curved Offset
H		X			
MF	X			X	X
MFE			X		
MFJ			X		
SS/SSHD	X			X	X
SSE			X		
SSJ			X		
					

Units of measurement provided are imperial and metric.
 Dimensions in inches and centimeters
 Weight in pounds and kilograms
 Volumes in cubic feet and cubic meters
 C.O.M and C.O.L fabrics in yards

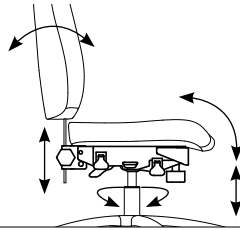
H



H

- Swivel
- Tilt and locking 0°
- Seat height adjustment

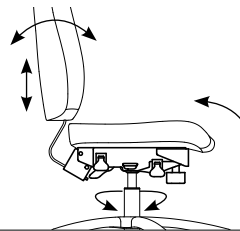
MF



MF

- Swivel
- Tilt and locking
- Backrest angle adjustment
- Seat height adjustment
- Backrest height adjustment

MFE/MFJ



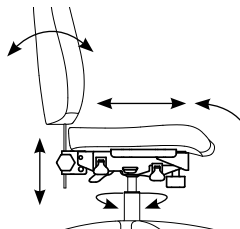
MFE (Ratchet back)

- Swivel
- Tilt and locking
- Backrest angle adjustment
- Seat height adjustment
- Backrest height adjustment (ratchet)

MFJ (Fixed mesh backrest)

- Swivel
- Tilt and locking
- Backrest angle adjustment
- Seat height adjustment

SS/SSHD



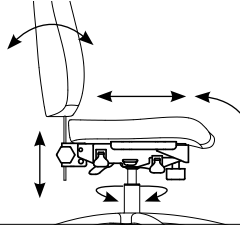
SS (Ratchet back)

- Swivel
- Tilt and locking
- Backrest angle adjustment
- Backrest height adjustment
- Seat height adjustment
- Seat slider

SSHD

- Swivel
- Tilt and locking
- Backrest angle adjustment
- Seat height adjustment
- Backrest height adjustment
- Seat slider
- Additional strength tension up to 330 lb

SSE/SSJ



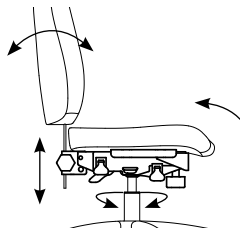
SSE (Ratchet back)

- Swivel
- Tilt and locking
- Backrest angle adjustment
- Seat height adjustment
- Backrest height adjustment (ratchet)
- Seat slider

SSJ (Fixed mesh backrest)

- Swivel
- Tilt and locking
- Backrest angle adjustment
- Seat height adjustment
- Seat slider

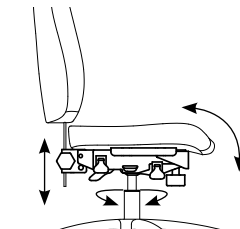
DSN



DSN

- Swivel
- Seat angle adjustment
- Backrest angle adjustment
- Seat height adjustment
- Backrest height adjustment
- Foot ring

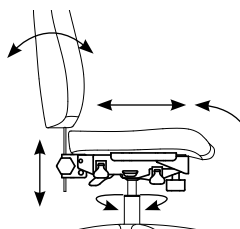
C28



C28

- Swivel
- Synchro-tilt (2,7:1) with tension adjustment
- Locks in 4 positions
- Seat height adjustment
- Seat slider

SYE/SYJ



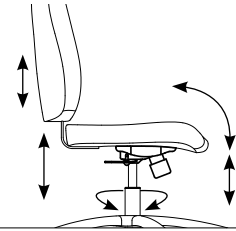
SYE (Ratchet back)

- Swivel
- Synchro-tilt (2:1)
- Locks in 4 positions
- Seat height adjustment
- Backrest height adjustment (ratchet)
- Seat slider

SYJ (Fixed mesh backrest)

- Swivel
- Synchro-tilt (2:1)
- Locks in 4 positions
- Seat height adjustment
- Seat slider

IC/IA



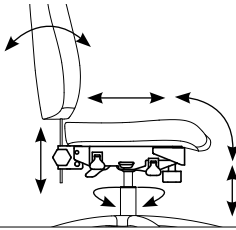
IC

- Swivel
- Balance point synchromatic with tension control
- Locks in 4 positions
- Seat height adjustment (with buttons)
- Backrest height adjustment (with buttons)

IA

- Swivel
- Balance point synchromatic with tension control
- Locks in 4 positions
- 2 position dynamic-forward tilt
- Seat height adjustment (with buttons)
- Backrest height adjustment (with buttons)
- Seat slider

SC/SCHD



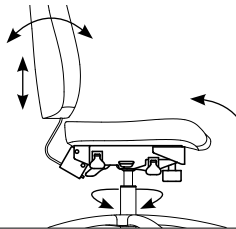
SC

- Die cast aluminum
- Swivel
- Synchro-tilt
- Locks in 3 positions
- Seat height adjustment (with buttons)
- Backrest height adjustment (with buttons)
- Seat slider

SCHD

- Die cast aluminum
- Swivel
- Synchro-tilt
- Locks in 3 positions
- Seat height adjustment (with buttons)
- Backrest height adjustment (with buttons)
- Seat slider
- Additional strength tension up to 330 lb

SDE/SDJ



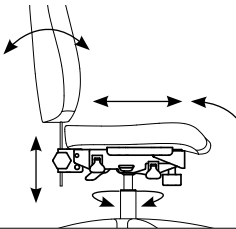

SDE

- Swivel
- Synchro-tilt (2:1)
- Locks in 5 positions
- Seat height adjustment (with buttons)
- Backrest height adjustment (with buttons)
- Seat slider

SDJ (Fixed mesh backrest)

- Swivel
- Synchro-tilt (2:1)
- Locks in 5 positions
- Seat height adjustment
- Seat slider

SIE/SIJ



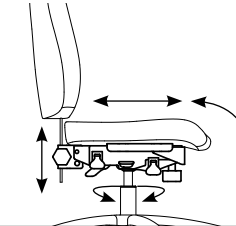
SIE

- Swivel
- Synchro-tilt (3,3:1), automatic tension adjustment
- Locks in 5 positions
- Seat height adjustment (with buttons)
- Backrest height adjustment (with buttons)

SIJ (Fixed mesh backrest)

- Swivel
- Synchro-tilt (3,3:1), automatic tension adjustment
- Locks in 5 positions
- Seat height adjustment

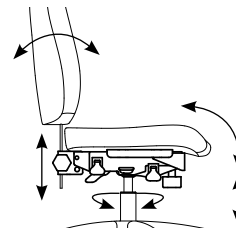
DA



DA

- Swivel
- Synchro-tilt
- 4 position tilt limiter
- Seat height adjustment (with buttons)
- Backrest height adjustment
- Seat slider (2 1/2")
- Weight activated backrest tilt with micro adjustment for more precision.

SP



SP

- Swivel
- Tilt
- Seat height adjustment
- Seat angle adjustment
- Backrest angle adjustment
- Backrest height adjustment

01S



Adjustable in width and height, with black polyurethane pads

75/7H



Adjustable in width and in height with a numeric wheel, with black polyurethane pads.

81



Adjustable in height, with black polyurethane pads adjustable in depth and pivot 60°.

82



Adjustable in height, width with black polyurethane pads adjustable in depth and pivot 60°.

89



Adjustable in width and height, with black polyurethane pads adjustable in width and depth and pivot 30°.

99



Adjustable in width and in height with a numeric wheel, with black visco foam pads adjustable in width and depth.

V2



Adjustable in width and height, with black polyurethane pads adjustable in width and in depth, locks and pivot 360°.

V5



Fixed, in nylon with black polyurethane pads.

V6



Fixed, in nylon and polished aluminum.

V8



Adjustable in width and height, with black polyurethane pads adjustable in depth and pivot 60°.

V9



Adjustable in width and height, with black polyurethane pads adjustable in width and in depth, locks and pivot 360°.


VN/VW



VN: Adjustable in width and height, with black polyurethane pads adjustable in depth and pivot 60°, with white structure.

VW: Adjustable in width and height, with black polyurethane pads adjustable in depth and pivot 60°, with black structure.

V2N/V2W



V2N: Adjustable in width and height, with black polyurethane with black structure.

V2W: Adjustable in width and height, with black polyurethane with white structure.

V4N/V4W



V4N: Adjustable in width and height, with black polyurethane pads adjustable in depth and pivot 60°, with black structure.

V4W: Adjustable in width and height, with black polyurethane pads adjustable in depth and pivot 60°, with white structure.



12 Fixed, in black polypropylene.



11 Fixed, with black polyurethane pads.



CN Fixed, elliptical shape, with black polyurethane pads.



77 Fixed, in polished aluminum, with black polyurethane pads.



31 Fixed, in polished aluminum with soft black polyurethane inlay pad.



42 Fixed, in black nylon.



68 : Fixed, in black nylon for multipurpose chairs with a plastic backrest

69 : Fixed, in black nylon for multipurpose chairs with a mesh backrest



D1 Fixed, in nylon, matching the backrest colour.



D2 Fixed, in plastic, matching the backrest colour



60 Fixed, in polished aluminum, C shape with black polyurethane insert.



50 Fixed, in black PVC



66 Fixed, in black PVC

Agio

With its slick design, Agio provides solutions for making collective working spaces versatile and comfortable. Characterized by a slim silhouette, the wide seat provides maximum comfort while being extremely lightweight and stackable up to 40 chairs high. Its well finished minimalist design makes it a perfect chair for any environment.



Collection

Conference

Multi-purpose

Lounge and
Waiting Room

C

A

R



AGPP



AGPT



AGPS



AGPB



AGP2-AGN



AGP3-AGN



AGP4-AGN



AGP2-CON



AGP3-CON



AGP4-CON

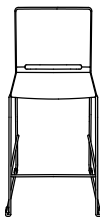
AGPP

AGPP 380



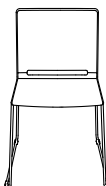
AGPS

AGPS 480



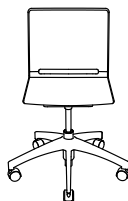
AGPT

AGPT 380



AGPB


AGPB 500



Armrests								
D2	Fixed, in plastic, matching the backrest color (not available on AGPP)	70						
Bases (AGPB)								
N2	Black nylon	Standard						
A6	Polished aluminium	100						
Glides								
GL31	Translucent plastic (AGPT/AGP2-3-4) (For 4)	12						
GL32	Translucent plastic with felt insert (AGPT/AGP2-3-4) (For 4)	20						
Casters (AGPB)								
70	For carpet	Standard						
7N	For hard floors	30						
Ganging device								
JB	Translucent plastic for armless chairs, including the possibility of fixing the beam to the floor (for 2)	20						
JC	Gray plastic, for armless chairs, on beam (for 2)	30						
JL	Gray plastic, for armchairs, on beam (for 2)	40						
Accessories								
PA	Book rack (AGPT)	On request						
TDN	Right side writing tablet (including armrests)	250						
TGN	Left side writing tablet (including armrests)	250						
Trolley								
CA1	Trolley with capacity of 40 chairs (AGPT) (15 for AGPT-R1)	900						
Plastic colors								
PN	Black	Standard						
PR	Red	20						
PW	White	20						
PB	Blue	20						
PV	Green	20						
PG	Grey	20						
PS	Sand	20						
Upholstery		A	B	C	D	E	LEATHER	COM
R1	Seat	80	90	100	110	120	200	0.9
R2	Seat and backrest	160	180	200	220	240	400	0.9
AD	Seat and backrest with a different color	30						

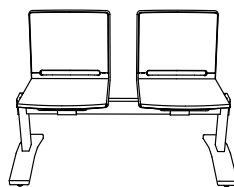
AGP2-AGN

AGP2-AGN 1050




AGP2-CON

AGP2-CON 1180




AGP3-AGN

AGP3-AGN 1350




AGP3-CON

AGP3-CON 1470



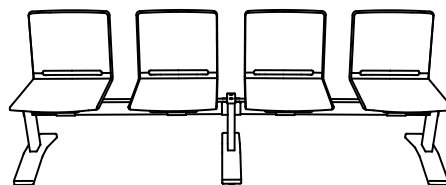
AGP4-AGN

AGP4-AGN 1650

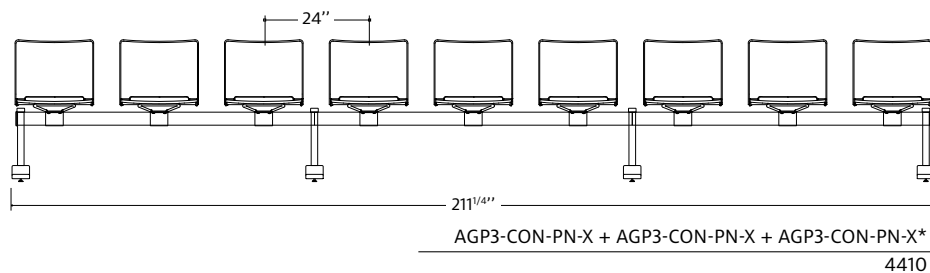
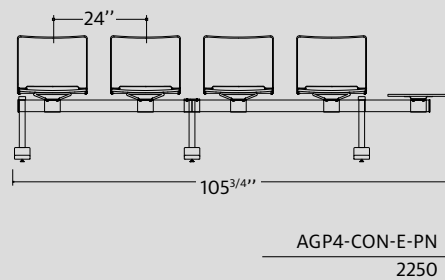
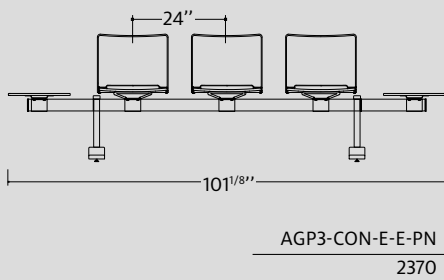

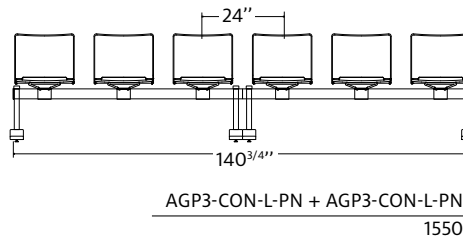
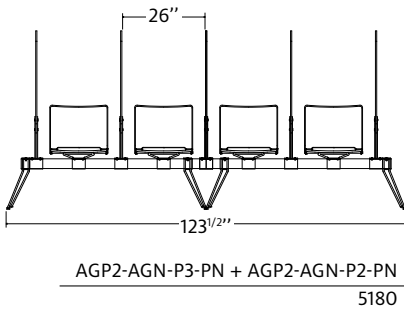
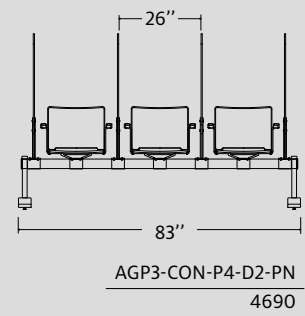
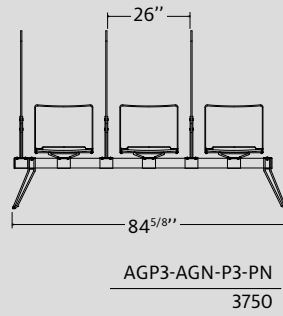
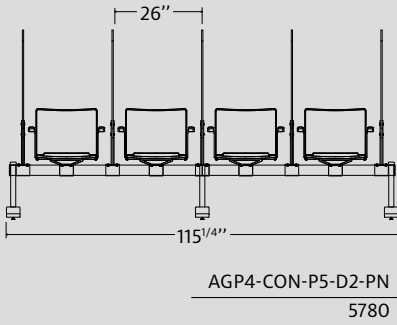
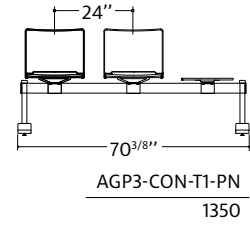
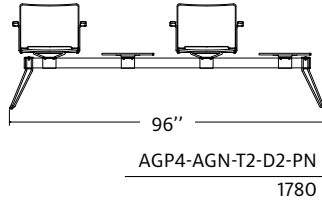
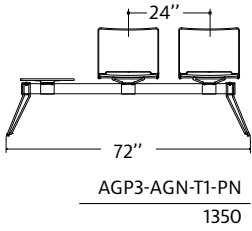


AGP4-CON

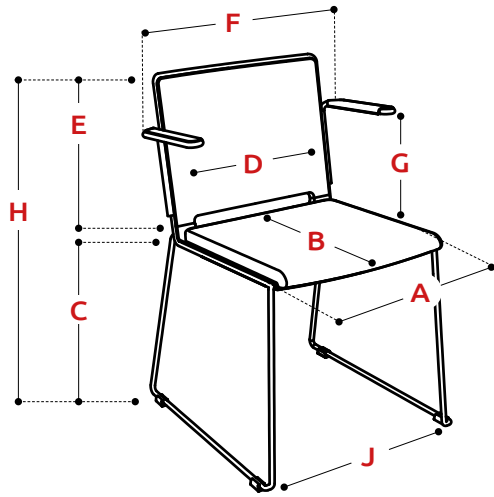
AGP4-CON 1800



AG Legs		
AGN	Black paint	Standard
AGZ	Polished chrome	50
CO Legs		
CON	Black paint	Standard
COG	Metallic grey paint	40
Continuous beams (CO)		
L	Extended beam on one side to increase the space between the end chairs when 2 beams are side by side	40
LL	Extended beam on both sides to increase the space between the end chairs when 3 beams are side by side	60
X	Series of custom-length beams adapted with middle legs	-
Sano privacy panels		
P1	1 Sano privacy panel added to beam	800
P2	2 Sano privacy panel added to beam	1600
P3	3 Sano privacy panel added to beam	2400
P4	4 Sano privacy panel added to beam	3200
P5	5 Sano privacy panels added to beam (not available with AG legs)	4000
When adding a Sano panel, the beam length will increase from 6 " to 10". Drawing is required to determine the precise length of a configuration.		
Sano privacy panels finishes		
PTC	3/8" thick plexiglass panel with clear finish	Standard
PGF	3/8" thick plexiglass panel with frosted finish	-
PTT	3/8" thick plexiglass panel with tinted finish	120
Accessories		
T1	1 table with a maple laminate finish (drawing required for table location)	-
T2	2 tables with a maple laminate finish (drawing required for both tables location)	-
E	Cantilever end table with maple laminate finish (available with CO legs only, add 22 "to total length)	450
FS	Floor anchors for CO legs (for 4)	40



*Please provide drawing for custom beams (including party legs)



Measures	A	B	C	D	E	F	G	H	J	Weight	Volume
AGPP	18	16 ^{1/2}	17 ^{1/2}	18	15	-	9	32	19 ^{1/2}	11	13
	46	42	45	46	38	-	23	81	50	5	0.4
AGPB	18	16 ^{1/2}	15 ^{1/2} - 20 ^{1/4}	18	15	22 ^{1/2}	9	30 - 35 ^{1/4}	26	28	13
	46	42	39 - 51	46	38	57	23	76 - 90	66	12.7	0.4
AGPT	18	16 ^{1/2}	17 ^{1/2}	18	15	22 ^{1/2}	9	32 ^{1/2}	21 ^{1/2}	13	13
	46	42	44	46	38	57	23	83	55	6	0.4
AGPS	18	16 ^{1/2}	28	18	15	22 ^{1/2}	9	42	21 ^{1/2}	15	19
	46	42	71	46	38	57	23	107	55	6.8	0.5
AGP2-AG	42	16 ^{1/2}	17 ^{1/2}	18	15	46 ^{1/2}	9	32	48	45	25
	46	42	44	46	38	118	23	81	122	20.4	0.7
AGP3-AG	66	16 ^{1/2}	17 ^{1/2}	18	15	70 ^{1/2}	9	32	72	60	36
	46	42	44	46	38	179	23	81	183	27.2	1
AGP4-AG	90	16 ^{1/2}	17 ^{1/2}	18	15	94 ^{1/2}	9	32	48	75	48
	46	42	44	46	38	240	23	81	122	34	1.4
AGP2-CO	42	16 ^{1/2}	17 ^{1/2}	18	15	42 ^{1/2}	9	32	25	50	25
	46	42	44	46	38	108	23	81	64	22.7	0.7
AGP3-CO	66	16 ^{1/2}	17 ^{1/2}	18	15	70 ^{1/2}	9	32	36	65	36
	168	42	44	46	38	179	23	81	91	29.4	1
AGP4-CO	90	16 ^{1/2}	17 ^{1/2}	18	15	94 ^{1/2}	9	32	48	85	48
	229	42	44	46	38	240	23	81	122	39.6	1.4

Imperial system

Metric system

Arista

With clean lines, Arista chairs lend refinement and sophistication to any work environment. Their exceptional ergonomic qualities provide the ultimate in comfort.



Collection

Ergonomic
E

Executive
D

Conference
C

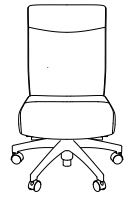


1401



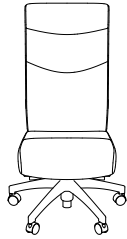
1402

1401



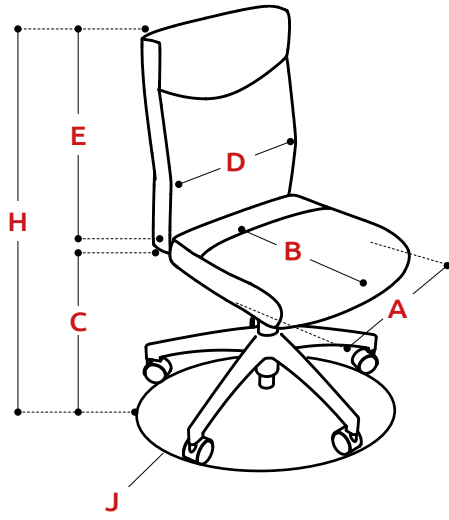
		<small>COM</small>					
	A	B	C	D	E	LEATHER	
H	920	945	970	995	1020	1320	
MFE	1070	1095	1120	1145	1170	1470	
SSE	1110	1135	1160	1185	1210	1510	
SYE	1050	1075	1100	1125	1150	1450	
SSHD	1320	1345	1370	1395	1420	1720	

1402



		<small>COM</small>					
	A	B	C	D	E	LEATHER	
H	1000	1025	1050	1075	1100	1400	
MFE	1150	1175	1200	1225	1250	1550	
SSE	1190	1215	1240	1265	1290	1590	
SYE	1130	1155	1180	1205	1230	1530	
SSHD	1400	1425	1450	1475	1500	1800	

Mechanisms			
H	Swivel, tilt and locking, seat height adjustment.		
MFE	Swivel, tilt and locking, adjustment of seat front tilt, backrest angle, seat and backrest height (ratchet).		
SSE	Swivel, tilt and locking, backrest angle adjustment, seat and backrest height adjustment (ratchet), seat slider (21/4").		
SYE	Swivel, synchro-tilt (2:1), locks in 4 positions, seat and backrest height adjustment (ratchet), seat slider (21/4").		
SSHD	Swivel, tilt and locking, adjustment of backrest angle, seat and backrest height, seat slider (21/4"), heavy duty.		
Gas lifts			
GA01	5" range	Standard	
GA14	5" range, increases the chair height by 2" at its highest.	-	
GA01HD	5" range, increases the chair height by 2" at its highest, heavy duty.	50	
Seat dimension			
L	Large version: Seat at 22" and back at 20" (Measures: A & D)	70	
Armrests			
Fixed	12	Fixed, in black polypropylene.	90
	CN	Fixed, elliptical shape, with black polyurethane pads.	150
	77	Fixed, in polished aluminum, with black polyurethane pads.	200
	60	Fixed, in polished aluminum, C shape with polyurethane insert.	200
Adjustable	81	Adjustable in height, with black polyurethane pads adjustable in depth and pivot 60°.	80
	82	Adjustable in height, width, with black polyurethane pads adjustable in depth and pivot 60°.	170
	01S	Adjustable in width and in height with black polyurethane pads.	170
	89	Adjustable in width and height, with black polyurethane pads adjustable in width and depth and pivot 30°.	180
	99	Adjustable in width and in height with a numeric wheel, with black visco foam pads adjustable in width and depth.	300
Bases			
N2	Black nylon	Standard	
A6	Polished aluminum	100	
Casters			
70	For carpet	Standard	
7N	For hard floors	30	
Upholstery			
AD	Upholstered seat and backrest with different colours	40	



Measures	A	B	C	D	E	H	J	Weight	Volume	COM
1401	20	19	18 - 21 ^{3/4}	18	23 ^{1/2}	37 ^{1/2} - 44	26	43	13	1.6
	51	48	46 - 55	46	60	95 - 112	66	19.5	1.2	1.5
1402	20	19	18 - 21 ^{3/4}	18	30	44 ^{1/2} - 51	26	45	19	1.8
	51	48	46 - 55	46	76	113 - 130	66	20.4	1.8	1.6

Imperial system

Metric system

Circus

The refined lines and strength of Circus chairs strike a perfect balance between form and function, making them ideal for any space from the office, cafeteria, waiting room, conference room, or even for an auditorium or counter seating at a bistro. Several steel frame finishes as well as seat and back options are available. Easy to stack, Circus chairs can be moved effortlessly with an optional trolley.



Collection

Conference

Multi-purpose

Lounge and waiting room

C

A

R



1640/1640C*



1642



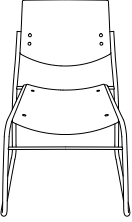
1662



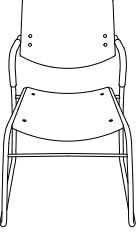
1680

*1640 C : Cafeteria version with a straighter backrest angle

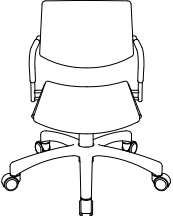
1640/1640C*	COM					LEATHER
	A	B	C	D	E	
	520	540	560	580	600	770



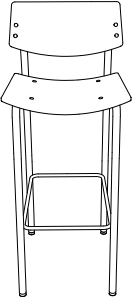
1642	COM					LEATHER
	A	B	C	D	E	
	540	560	580	600	620	790



1662	COM					LEATHER
	A	B	C	D	E	
H	680	700	720	740	760	930



1680	COM					LEATHER
	A	B	C	D	E	
	630	650	670	690	710	880

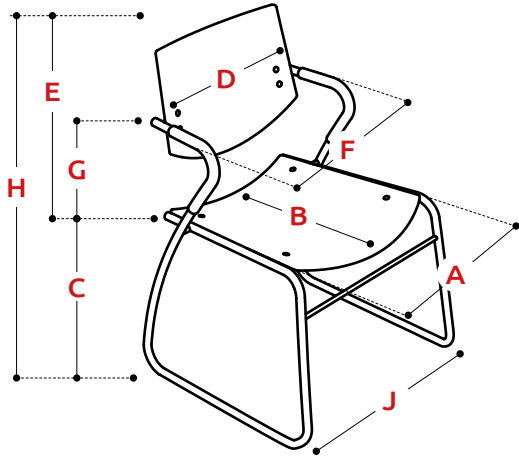


*1640 C : Cafeteria version with a straighter backrest angle

Mechanisms (1662)		
H	Swivel, tilt and locking, seat height adjustment.	
Gas lifts (1662)		
GA01	5" range	Standard
GA14	4" range, decreases the chair height by 1" at its lowest	-
Frames		
N	Black paint	Standard
G	Metallic silver paint	-
Z	Polished chrome (1640/1642)	120
Bases (1662)		
N6	Black nylon	Standard
A5	Polished aluminium	100
Glides		
GL01	Translucent plastic for hard floors (4 glides per chair)	8
GL23	Translucent plastic of 17.5" with felt protector for hard floors (2 glides per chair)	20
GL30	Glides replacing casters on N6 and A5 bases	30
GL82	White nylon, covering the metallic glides (1680)	8
Casters (1662)		
14	For carpets	Standard
5N	For hard floors	30
Ganging device		
J	Integrated in the frame (50 minimum)	30
Handle		
P	Die-cut handle in the maple backrest	60
Writing tablets		
TD	Right side writing tablet (1640)	250
TG	Left side writing tablet (1640)	250
Trolley		
CC1	Equipped with a carrying handle, with 2 fixed wheels and 2 swivel wheels, capacity of 10 chairs (structure A and Z only). Measurements of trolley with chairs: 23" X 48" X 75"	600
Upholstery		
AD	Upholstered seat and backrest with different colours	40

Finishes			
E1	Maple backrest		90
E2	Maple seat and backrest (1640/1642/1680)	Added to the grade A price	200
T	Stain maple seat and backrest (1640/1642/1680)	Added to the grade A price	250
S	Laminated seat and backrest (1640/1642/1680) (standard products) minimum 25 chairs	Added to the grade A price	140
S	Laminated backrest (1662) (standard products) minimum 25 chairs		50

Circus



Measures	A	B	C	D	E	F	G	H	J	Weight	Volume	COM
1640 / 1640C	17 ^{1/2}	17 ^{1/2}	18	16	12 ^{1/2}	---	---	32	20 ^{1/2}	20	13	1.1
	44	44	46	41	32	---	---	81	52	9	1.2	1
1642	17 ^{1/2}	17 ^{1/2}	18	16	12 ^{1/2}	20	8	32	20 ^{1/2}	25	13	1.1
	44	44	46	41	32	51	20	81	52	1.3	1.2	1
1662	19 ^{1/2}	17 ^{1/2}	15 - 20	18	13	23	8 ^{1/2}	30 - 35	25	25	13	1.1
	50	44	38 - 51	46	33	58	22	76 - 89	64	11.3	1.2	1
1680	17	16 ^{1/2}	30	16	7 ^{1/2}	---	---	40 ^{1/2}	19	25	16	1.0
	43	42	76	41	19	---	---	103	48	11.3	1.5	0.9

Imperial system

Metric system

Drumback

Drumback ingeniously combines the advantages of upholstered backrests to those of mesh. Martin Ballendat's innovative idea was to stretch mesh, like on a drum, over a polypropylene frame. The result is a soft, cool comfort of a mesh back and the stability of upholstery, in a fresh and contemporary look.



Collection

Ergonomic

E

Executive

D

Conference

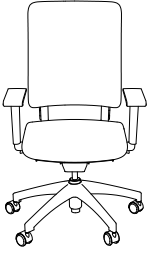
C



DRR3

DRR3

A

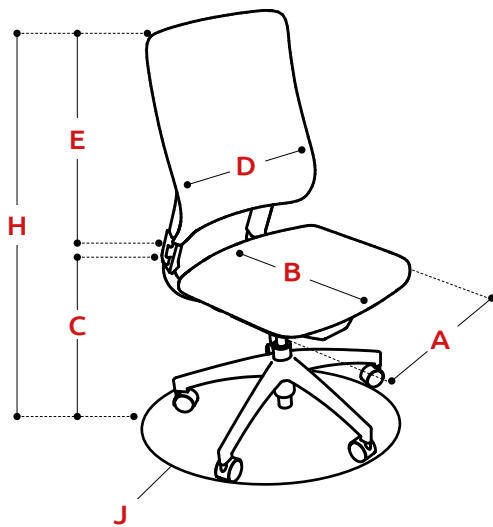


DA

780

Mechanism		
DA	Swivel, balance point synchromatic, 4 position tilt limiter, adjustment of seat and backrest height, integrated adjustable lumbar support, seat slider (2 1/2"). Weight activated backrest tilt with micro adjustment for more precision	
Gas lifts		
GA01	5" range	Standard
GA14	4" range, decreases the chair height by 1" at its lowest	-
GA01HD	5" range, increases the chair height by 2" at its highest, heavy duty	50
Armrests		
VW	Adjustable in width and height, with black polyurethane pads adjustable in depth, locks and pivot 60°, with white structure	175
VN	Adjustable in width and height, with black polyurethane pads adjustable in depth, locks and pivot 60°, with black structure	175
Bases		
N2	Black nylon	Standard
A6	Polished aluminium	100
Casters		
70	For carpet	Standard
7N	For hard floors	30
Backrest color		
DW	Outside backrest in white plastic with integrated adjustable lumbar support	Standard
DN	Outside backrest in black plastic with integrated adjustable lumbar support	Standard
Upholstery		
AD	Upholstered seat and backrest with different colours	40
Backrest mesh		
MN	Black	Standard
MA	Anthracite	-
MG	Grey	-
MZ	Bronze	-
MB	Blue	-
MO	Orange	-
MS	Sand	-
MR	Red	-
MV	Green	-

Seat mesh		
SN	Black	Standard
SA	Anthracite	-
SG	Grey	-
SZ	Bronze	-
SB	Blue	-
SO	Orange	-
SS	Sand	-
SR	Red	-
SV	Green	-



Measures	A	B	C	D	E	H	J	Weight	Volume	COM
DRR3	19	19 ^{1/2}	17 - 22	17 ^{1/2}	20	39 - 46 ^{1/2}	26	29	16	-
	48	50	43 - 56	44	51	99 - 118	66	13	1.5	-

Imperial system

Metric system

Fira

Dynamic concept based on components proven techniques, Fira offers a range full range of ergonomic chairs of amazing quality/price ratio. With its two heights of upholstered back or its mesh backrest, Fira is the ideal chair for organizations concerned with productivity and quality of life.



Collection

Ergonomic
E

Executive
D

Conference
C



FIR3

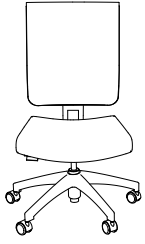


FIR4



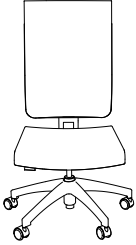
FIM3

FIR3



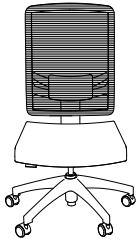
		COM					LEATHER
		A	B	C	D	E	
SIE		800	825	850	875	900	1200
SDE		900	925	950	975	1000	1300

FIR4



		COM					LEATHER
		A	B	C	D	E	
SIE		820	845	870	895	920	1220
SDE		920	945	970	995	1020	1320

FIM3

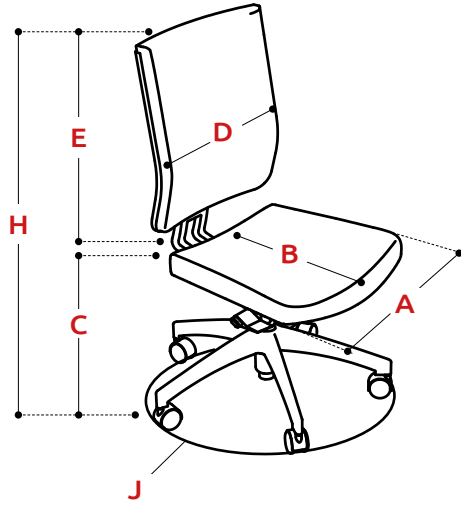


		COM					LEATHER
		A	B	C	D	E	
SIJ		850	870	890	910	930	1100
SDJ		950	970	990	1010	1030	1200

Mechanisms			
SIE	Swivel, synchro-tilt (3,3:1), automatic tension adjustment, locks in 5 positions, adjustment of seat and backrest height (with buttons).		
SIJ	Swivel, synchro-tilt (3,3:1), automatic tension adjustment, locks in 5 positions, adjustment of seat height.		
SDE	Swivel, synchro-tilt (2:1), locks in 5 positions, adjustment of seat and backrest height (with buttons), seat slider (21/4"). (FIR3, FIR4)		
SDJ	Swivel, synchro-tilt mechanism (2:1), locks in 5 positions, adjustment of seat height, seat slider (21/4"). (FIM3)		
Gas lifts			
GA01	5" range	Standard	
GA14	4" range, decreases the chair height by 1" at its lowest	-	
GA01HD	5" range, heavy duty	50	
Seat dimension			
L	Large version: Seat at 21 ^{1/2} " (<i>Measures : A</i>)	70	
Armrests			
Fixed	12	Fixed, in black polypropylene.	90
	11	Fixed, with black polyurethane pads.	105
	CN	Fixed, elliptical shape, with black polyurethane pads.	150
	77	Fixed, in polished aluminum, with black polyurethane pads.	200
	60	Fixed, in polished aluminum, C shape with polyurethane insert.	200
Adjustable	81	Adjustable in height, with black polyurethane pads adjustable in depth and pivot 60°.	80
	82	Adjustable in height, width, with black polyurethane pads adjustable in depth and pivot 60°.	170
	01S	Adjustable in width and in height with black polyurethane pads.	170
	89	Adjustable in width and height, with black polyurethane pads adjustable in width and depth and pivot 30°.	180
	99	Adjustable in width and in height with a numeric wheel, with black visco foam pads adjustable in width and depth.	300
Bases			
N2	Black nylon	Standard	
A6	Polished aluminium	100	
Casters			
70	For carpet	Standard	
7N	For hard floors	30	
Lumbar supports			
LSR	With depth adjustment (FIR3, FIR4)	30	
LSM	With height and depth adjustment (FIM3)	80	

Headrests		A	COM B	C	D	E	LEATHER
ATR	Upholstered (FIR3, FIR4)	200	210	220	230	240	280
ATN	Black mesh (FIM3)						220
ATA	Mesh with colour matching mesh backrest (FIM3)						240
Upholstery							
AD	Upholstered seat and backrest with different colours						40
Backrest mesh							
MN	Black						Standard
MA	Anthracite						20
MG	Grey						20
MW	White						20
MB	Blue						20
MO	Orange						20
MP	Purple						20
MR	Red						20
MV	Green						20

Fira



Measures	A	B	C	D	E	H	J	Weight	Volume	COM
FIR3	19 ^{1/2}	18	16 ^{3/4} - 20 ^{1/2}	18 ^{1/2}	21 ^{1/2}	37 ^{3/4} - 44	26	47	16	1.2
	50	46	43 - 52	47	55	96 - 112	66	21.3	7.3	1.1
FIR4	19 ^{1/2}	18	16 ^{3/4} - 20 ^{1/2}	18 ^{1/2}	24 ^{1/2}	40 ^{1/4} - 46 ^{1/2}	26	49	19	1.3
	50	46	43 - 52	47	62	102 - 118	66	22.2	8.6	1.2
FIM3	19 ^{1/2}	18	16 ^{3/4} - 20 ^{1/2}	18	23 ^{1/2}	39 ^{3/4} - 43 ^{1/2}	26	42	16	1.0
	50	46	43 - 52	46	60	101 - 110	66	19	7.3	0.9

Imperial system

Metric system

Fusion

The Fusion chair has long been a success story for Bouty, one of the very first manufacturers to use high resilience polyurethane moulded foam in office chairs. Since the 1980s, the line has continued to evolve while offering exceptional value. Long-lasting comfort has made Fusion very popular with health and educational institutions.



Collection

Ergonomic

Conference

Stool

E

C

T



1880



1882



1990



1992

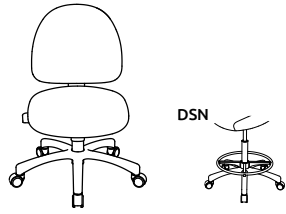


1880-DSN



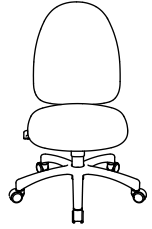
1990-DSN

1880



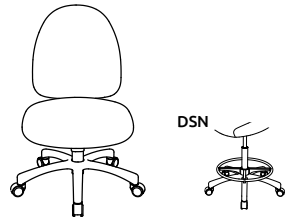
		COM					LEATHER
	A	B	C	D	E		
H	650	675	700	725	750	1050	
MF	760	785	810	835	860	1160	
SS	800	825	850	875	900	1200	
DSN	850	875	900	925	950	1250	

1882



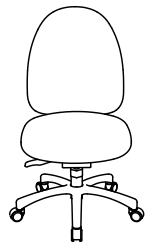
		COM					LEATHER
	A	B	C	D	E		
H	690	715	740	765	790	1090	
MF	800	825	850	875	900	1200	
SS	840	865	890	915	940	1240	

1990



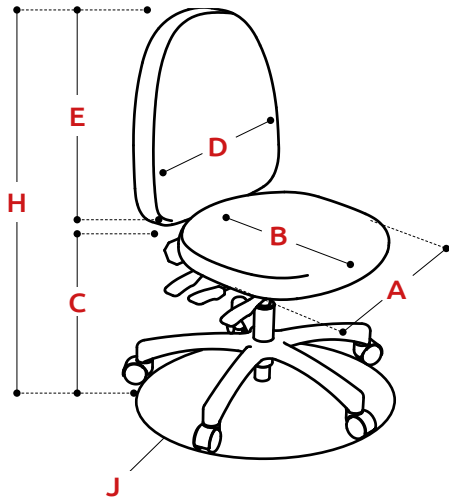
		COM					LEATHER
	A	B	C	D	E		
H	700	725	750	775	800	1100	
MF	810	835	860	885	910	1210	
SS	850	875	900	925	950	1250	
DSN	900	925	950	975	1000	1300	

1992



		COM					LEATHER
	A	B	C	D	E		
H	740	765	790	815	840	1140	
MF	850	875	900	925	950	1250	
SS	890	915	940	965	990	1290	

Mechanisms			
H	Swivel, tilt and locking, seat height adjustment.		
MF	Swivel, tilt and locking, backrest angle, seat and backrest height.		
SS	Swivel, tilt and locking, backrest angle adjustment, seat and backrest height adjustment, seat slider.		
DSN	Swivel, seat and backrest angle and height adjustment, foot ring.		
Gas lifts			
GA01	5" range	Standard	
GA14	4" range, decreases the chair height by 1" at its lowest	-	
GA01HD	5" range, heavy duty	50	
Armrests			
Adjustable	81	Adjustable in height, with black polyurethane pads adjustable in depth and pivot 60°.	80
	82	Adjustable in height, width, with black polyurethane pads adjustable in depth and pivot 60°.	170
	7H	Adjustable in width and in height with a numeric wheel, with black polyurethane pads.	180
	89	Adjustable in width and height, with black polyurethane pads adjustable in width and depth and pivot 30°.	180
	99	Adjustable in width and in height with a numeric wheel, with black visco foam pads adjustable in width and depth.	300
Bases			
N6	Black nylon	Standard	
N10	Black nylon (1880-DSN/1990-DSN)	Standard	
Glides			
GL30	Glides replacing casters on N6 base	30	
Casters			
14	For carpet	Standard	
5N	For hard floors	30	
Upholstery			
AD	Upholstered seat and backrest with different colours	40	



Measures	A	B	C	D	E	H	J	Weight	Volume	COM
1880	17	16 ^{1/2}	16 ^{3/4} - 21 ^{3/4}	18	15	31 ^{1/4} - 41 ^{1/4}	23	35	13	1.3
	43	42	43 - 55	46	38	79 - 105	58	15.9	1.2	1.2
1882	17	16 ^{1/2}	16 ^{3/4} - 21 ^{3/4}	18	19	34 ^{1/4} - 44 ^{1/4}	23	35	13	1.4
	43	42	43 - 55	46	48	79 - 105	58	15.9	1.2	1.3
1990	19	17 ^{1/2}	17 ^{1/2} - 22 ^{1/2}	18	18	33 ^{3/4} - 42	25	40	13	1.7
	48	44	44 - 57	46	46	86 - 107	64	18	1.2	1.6
1992	19	17 ^{1/2}	17 ^{1/2} - 22 ^{1/2}	18	20	35 ^{3/4} - 44	25	40	13	1.9
	48	44	44 - 57	46	51	91 - 112	64	18	1.2	1.7
1880-DSN	17	16 ^{1/2}	24 - 34	18	15	39 - 53 ^{3/4}	25	35	13	1.3
	43	42	61 - 86	46	38	99 - 137	64	15.9	1.2	1.2
1990-DSN	19	17 ^{1/2}	24 ^{3/4} - 34 ^{3/4}	18	18	42 - 55 ^{1/4}	25	40	13	1.7
	48	44	63 - 88	46	46	107 - 140	64	18	1.2	1.6

Imperial system

Metric system

Impulse

Impulse is a complete family of seating and uniquely combines design and innovation, in an affordable and economic package. Task chairs feature class leading ergonomics, sophisticated synchronous technology with instant touch response tension adjustment, unique integrated function buttons and a floating dynamic tilt.



Collection

Ergonomic

Executive

Conference

Multi-purpose

E

D

C

A



IMR3



IMM3



IMR4



IMM4



IMRP



IMMP

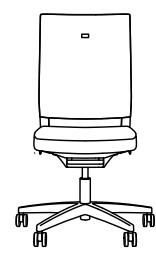


IMRC



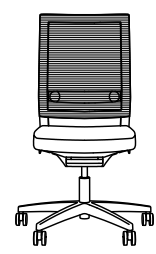
IMMC

IMR3



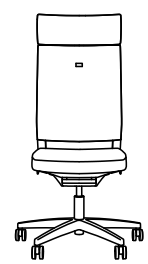
		COM					LEATHER
		A	B	C	D	E	
IC	1050	1075	1100	1125	1150	1450	
IA	1080	1105	1130	1155	1180	1480	

IMM3



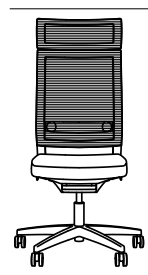
		COM					LEATHER
		A	B	C	D	E	
IC	1080	1100	1120	1140	1160	1330	
IA	1110	1130	1150	1170	1190	1360	

IMR4





		COM					LEATHER
		A	B	C	D	E	
IC	1200	1225	1250	1275	1300	1600	
IA	1230	1255	1280	1305	1330	1630	


IMM4

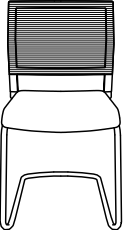


		COM					LEATHER
		A	B	C	D	E	
IC	1200	1220	1240	1260	1280	1450	
IA	1230	1250	1270	1290	1310	1480	

IMRP	COM					LEATHER
	A	B	C	D	E	
	560	580	600	620	640	810

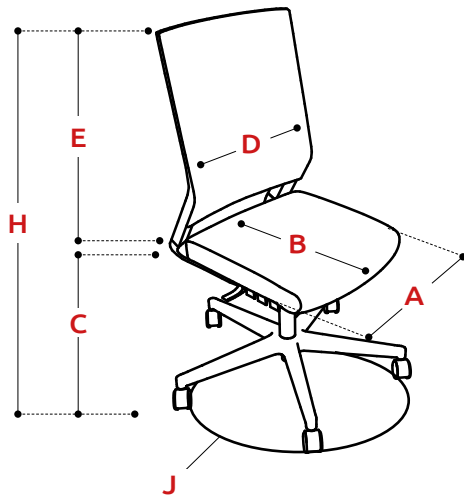
IMMP	COM					LEATHER
	A	B	C	D	E	
	560	580	600	620	640	810

IMRC	COM					LEATHER
	A	B	C	D	E	
	570	590	610	630	650	970

IMMC	COM					LEATHER
	A	B	C	D	E	
	570	590	610	630	650	970

Mechanisms			
IC		Swivel, balance point synchromatic with tension control, locks in 4 positions, adjustment of seat and backrest height.	
IA		Swivel, balance point synchromatic with tension control, locks in 4 positions, 2 position dynamic forward tilt, adjustment of seat and backrest height, seat slider (2 ^{1/4} ”).	
Gas lifts			
GA01	5” range		Standard
GA14	4” range, decreases the chair height by 1” at its lowest		-
GA01HD	5” range, heavy duty		50
Armrests			
Fixed	42	Fixed, in nylon for multipurpose chairs.	80
Adjustable	V5	Adjustable in width, in nylon with black polyurethane pads.	120
	V6	Adjustable in width, in nylon and polished aluminum.	150
	V1	Adjustable in width and height, with black polyurethane pads adjustable in depth, locks and pivot 60°.	240
	V2	Adjustable in width and in height, with black polyurethane pads adjustable in width and in depth and that pivot 360°.	300
Frames (IMRP, IMMP, IMRC, IMMC)			
N	Black paint		Standard
G	Metallic silver paint		-
Z	Polished chrome		100
Bases (IMRP, IMMP, IMRC, IMMC)			
N1	Black nylon		Standard
A6	Polished aluminium		100
Glides			
GL46	Black plastic (IMRP, IMMP)		Standard
GL47	Black plastic with felt (IMRP, IMMP)		14
GL48	Black plastic with felt (IMRC, IMMC)		18
Casters			
30	For carpet		Standard
31	For hard floors		30
Lumbar supports			
LSF	Fixed for mesh backrests (IMM3, IMM4)		Standard
LSM	With depth adjustment for mesh backrests (IMM3, IMM4)		70
LSR	With depth adjustment for upholstered backrests (IMR3, IMR4)		80

Upholstery		
AD	Upholstered seat and backrest with different colours	40
Mesh		
MN	Black	Standard
MA	Anthracite	20
MG	Grey	20
MW	White	20
MB	Blue	20
MO	Orange	20
MP	Purple	20
MR	Red	20
MV	Green	20



Measures	A	B	C	D	E	H	J	Weight	Volume	COM
IMR3	18 ^{1/2}	16	16 ^{1/2} - 21 ^{1/4}	18 ^{1/2}	22 - 24 ^{1/2}	39 - 45	27 ^{1/2}	40	16	1.2
	47	41	42 - 54	47	56 - 62	99 - 114	70	18	1.5	1.1
IMM3	18 ^{1/2}	16	16 ^{1/2} - 21 ^{1/4}	18 ^{1/2}	22 - 24 ^{1/2}	39 - 45	27 ^{1/2}	40	16	1.0
	47	41	42 - 54	47	56 - 62	99 - 114	70	18	1.5	0.9
IMR4	18 ^{1/2}	16	16 ^{1/2} - 21 ^{1/4}	18 ^{1/2}	29 - 31 ^{1/2}	46 - 52	27 ^{1/2}	44	19	1.3
	47	41	42 - 54	47	74 - 80	117 - 132	70	20	1.8	1.2
IMM4	18 ^{1/2}	16	16 ^{1/2} - 21 ^{1/4}	18 ^{1/2}	29 - 31 ^{1/2}	46 - 52	27 ^{1/2}	44	19	1
	47	41	42 - 54	47	74 - 80	117 - 132	70	20	1.8	0.9
IMRP	19	18 ^{1/2}	18 ^{1/2}	23	16 ^{1/2}	34 ^{1/2}	21 ^{1/2}	16	16	0.9
	48	47	47	58	42	88	55	7.3	1.5	0.8
IMMP	19	18 ^{1/2}	18 ^{1/2}	23	16 ^{1/2}	34 ^{1/2}	21 ^{1/2}	16	16	0.9
	48	47	47	58	42	88	55	7.3	1.5	0.8
IMRC	19	18 ^{1/2}	18 ^{1/2}	23	16 ^{1/2}	34 ^{1/2}	21 ^{1/2}	20	16	0.9
	48	47	47	58	42	88	55	9	1.5	0.8
IMMC	19	18 ^{1/2}	18 ^{1/2}	23	16 ^{1/2}	34 ^{1/2}	21 ^{1/2}	20	16	0.9
	48	47	47	58	42	88	55	9	1.5	0.8

Imperial system

Metric system

Kadera

The decidedly contemporary look of the Kadera armchair lends a touch of style to any work or meeting space. With its clean lines, free of superfluous detail, Kadera is a sturdy chair that provides roomy and exceptionally comfortable seating.



Collection

Ergonomic
E

Executive
D

Conference
C

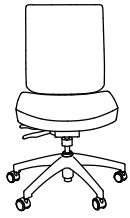


5001



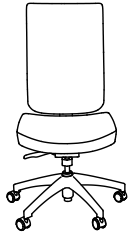
5002

5001



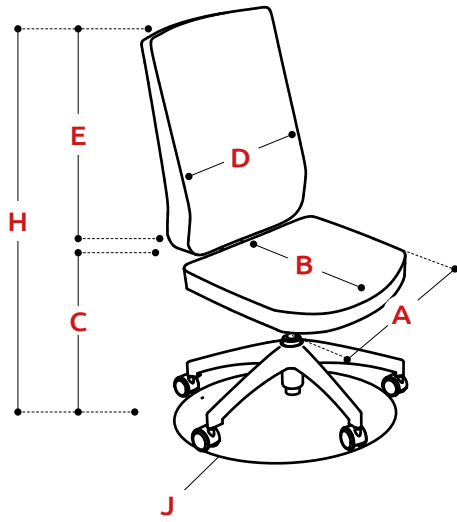
		COM					LEATHER
	A	B	C	D	E		
H	960	985	1010	1035	1060	1360	
MF	1070	1095	1120	1145	1170	1470	
SS	1110	1135	1160	1185	1210	1510	
SSHD	1360	1385	1410	1435	1460	1760	

5002



		COM					LEATHER
	A	B	C	D	E		
H	1000	1025	1050	1075	1100	1400	
MF	1110	1135	1160	1185	1210	1510	
SS	1150	1175	1200	1225	1250	1550	
SSHD	1400	1425	1450	1475	1500	1800	

Mechanisms			
H		Swivel, tilt and locking, seat height adjustment.	
MF		Swivel, tilt and locking, adjustment of backrest angle and seat height.	
SS		Swivel, tilt and locking, backrest angle adjustment, seat and backrest height adjustment, seat slider (21/4).	
SSHD		Swivel, tilt and locking, adjustment of backrest angle, seat and backrest height, seat slider.	
Gas lifts			
GA01	5" range		Standard
GA14	4" range, decreases the chair height by 1" at its lowest		-
GA01HD	5" range, heavy duty		50
Seat dimension			
L		Large version: Seat at 22" and back at 20" (Measures: A & D)	70
Armrests			
Fixed	12	Fixed, in black polypropylene.	90
	CN	Fixed, elliptical shape, with black polyurethane pads.	150
	77	Fixed, in polished aluminum, with black polyurethane pads.	200
	60	Fixed, in polished aluminum, C shape with polyurethane insert.	200
Adjustable	81	Adjustable in height, with black polyurethane pads adjustable in depth and pivot 60°.	80
	82	Adjustable in height, width, with black polyurethane pads adjustable in depth and pivot 60°.	170
	01S	Adjustable in width and in height with black polyurethane pads.	170
	89	Adjustable in width and height, with black polyurethane pads adjustable in width and depth and pivot 30°.	180
	99	Adjustable in width and in height with a numeric wheel, with black visco foam pads adjustable in width and depth.	300
Bases			
N2	Black nylon		Standard
A6	Polished aluminium		100
Casters			
70	For carpet		Standard
7N	For hard floors		30
Upholstery			
AD	Upholstered seat and backrest with different colours		40



Measures	A	B	C	D	E	H	J	Weight	Volume	COM
5001	20	19	17 - 21 ^{3/4}	18	20	36 - 41 ^{3/4}	26	40	16	1.7
	51	48	43 - 55	46	51	91 - 106	66	18	1.5	1.6
5002	20	19	17 - 21 ^{3/4}	18	25	41 - 46 ^{3/4}	26	42	16	1.9
	51	48	43 - 55	46	64	104 - 119	66	19	1.5	1.7

Imperial system

Metric system

Kendo

The wide range of configuration offered by Kendo gives this chair a natural versatility for working, community, studying/learning and entertainment. Its innovative concept allows both nesting and stacking capabilities while guaranteeing a high level of comfort and durability. With its multiple features to choose, such as frame, polypropylene and mesh finishes as well as writing tablets, Kendo has no equal in the multi-purpose chair category.



Collection

Conference

Multi-purpose

Lounge and
Waiting Room

C

A

R



KEPP



KEMP



KEPR



KEMR

KEPP / KEMP

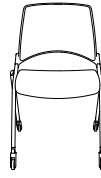


KEPP 450

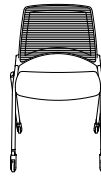


KEMP 500

KEPR / KEMR

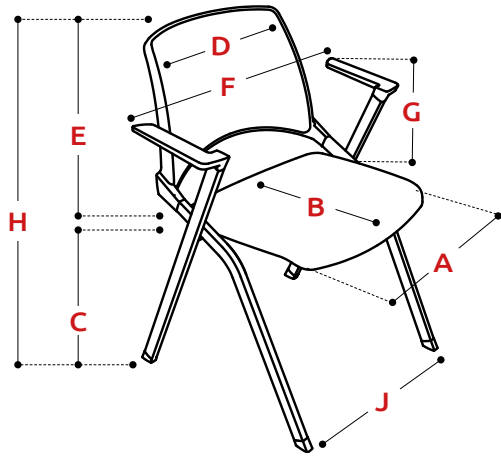


KEPR 550



KEMR 600

Armrests							
D1	Fixed, in plastic, matching the backrest colour					50	
Frames							
N	Black paint					Standard	
G	Grey paint					40	
Z	Polished chrome					50	
Ganging device							
JC	For chairs without armrests					15	
JL	For chairs with armrests					30	
Writing tablet							
TDN	Right side writing tablet, black plastic (including armrests)					200	
TGN	Right left writing tablet, black plastic (including armrests)					200	
Trolley							
CK1	Trolley with capacity of 20 chairs (KEPP/KEMP) (8 for KEPP-R1/KEMP-R1)					260	
Plastic colors							
PN	Black					Standard	
PG	Grey					20	
Upholstery							
		A	^{COM} B	C	D	E	LEATHER
R1	Seat	60	70	80	90	100	200
R2	Seat and backrest	120	140	160	180	200	400
AD	Seat and backrest with a different colours						40
Mesh							
MN	Black						Standard
MA	Anthracite						20
MG	Grey						20
MW	White						20
MB	Blue						20
MO	Orange						20
MP	Purple						20
MR	Red						20
MV	Green						20



Measures	A	B	C	D	E	F	G	H	J	Weight	Volume
KEPP	18	17	18	16	11	24 ^{1/2}	8 ^{1/2}	31 ^{1/4}	21	14	13
	46	43	46	41	28	62	22	79	53	6.4	1.2
KEMP	18	17	18	16	11	24 ^{1/2}	8 ^{1/2}	31 ^{1/4}	21	14	13
	46	43	46	41	28	62	22	79	53	6.4	1.2
KEPR	18	17	18	16	11	24 ^{1/2}	8 ^{1/2}	31 ^{1/4}	21	14	13
	46	43	46	41	28	62	22	79	53	6.4	1.2
KEMR	18	17	18	16	11	24 ^{1/2}	8 ^{1/2}	31 ^{1/4}	21	14	13
	46	43	46	41	28	62	22	79	53	6.4	1.2

Imperial system

Metric system

Maglia

Based on a totally modern and innovative approach, the Maglia is distinguished by its fine and light lines adding dynamism and audacity to workspaces. Maglia offers a unique range of quality armchairs at an impressive price. With its two backrest heights and two frame finishes, Maglia is the perfect chair to add a touch of elegance and class to your office.



Collection

Executive

Conference

Stool

D

C

T



MAP2



MAP3



MAA2



MAA3



MAP2S

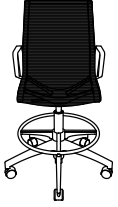


MAA2S

MAP2



MAP2 930



MAP2S 1030

MAP3



MAP3 970

MAA2



MAA2 1200



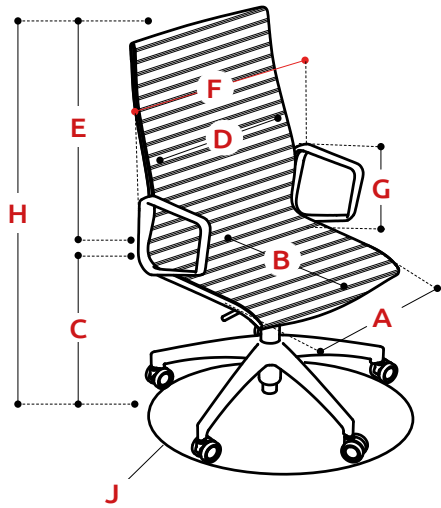
MAA2S 1300

MAA3



MAA3 1240

Mechanisms		
BN	Swivel, tilt and locking, in black aluminum. (MAP2, MAP3, MAP2S)	
BZ	Swivel, tilt and locking, in polished aluminum. (MAA2, MAA3, MAA2S)	
Gas lifts		
GA07	6" range, black	Standard
GA07Z	6" range, chrome	10
Bases		
N2	Black nylon	Standard
A6	Polished aluminium	100
Casters		
70	For carpet	Standard
7N	For hard floors	30
25	For carpet, with chrome detail (60 mm)	10
Mesh		
MN	Black	Standard
MA	Anthracite	20
MG	Grey	20
MW	White	20
MB	Blue	20
MO	Orange	20
MR	Red	20
MJ	Yellow	20
MV	Green	20



Measures	A	B	C	D	E	F	G	H	J	Weight	Volume
MAP2	19 ^{1/4}	17 ^{1/2}	18 - 23 ^{1/2}	18 ^{1/4}	17 ^{1/4}	19 ^{1/4}	9	35 ^{1/2} - 41	26	22	13
	49	44	46 - 60	46	44	49	23	90 - 104	66	10	1.2
MAP3	19 ^{1/4}	17 ^{1/2}	18 - 23 ^{1/2}	17	23	19 ^{1/4}	9	41 - 46 ^{1/2}	26	30	16
	49	44	46 - 60	43	58	49	23	104 - 118	66	13.6	1.5
MAA2	19 ^{1/4}	17 ^{1/2}	18 - 23 ^{1/2}	18 ^{1/4}	17 ^{1/4}	19 ^{1/4}	9	35 ^{1/2} - 41	26	22	13
	49	44	46 - 60	46	44	49	23	90 - 104	66	10	1.2
MAA3	19 ^{1/4}	17 ^{1/2}	18 - 23 ^{1/2}	17	23	19 ^{1/4}	9	41 - 46 ^{1/2}	26	30	16
	49	44	46 - 60	43	58	49	23	104 - 118	66	13.6	1.5
MAP2S	19 ^{1/4}	17 ^{1/2}	24 - 34 ^{1/2}	18 ^{1/4}	17 ^{1/4}	19 ^{1/4}	9	41 ^{1/2} - 52	26	40	19
	49	44	61 - 88	46	44	49	23	105 - 132	66	18	1.8
MAA2S	19 ^{1/4}	17 ^{1/2}	24 - 34 ^{1/2}	18 ^{1/4}	17 ^{1/4}	19 ^{1/4}	9	41 ^{1/2} - 52	26	40	19
	49	44	61 - 88	46	44	49	23	105 - 132	66	18	1.8

Imperial system

Metric system

Neos

Neos follows in a rich tradition of armchairs that combine ergonomic qualities with a contemporary look. The result of a completely new design process, Neos is the ultimate in versatility and comfort. The complete line includes executive, conference room, and multi-purpose chairs as well as laboratory chairs with a foot ring.



Collection

Ergonomic

Executive

Conference

Multi-purpose

Stool

E

D

C

A

T



1070



1080



1082



1090



1070P



1070T



1070R



1010P



1012P



1012R



1022



1070-DSN



1080-DSN

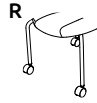
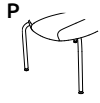


1082-DSN

1070 R - T - P

COM

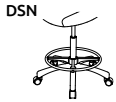
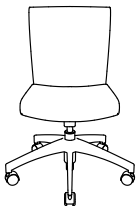
	A	B	C	D	E	LEATHER
T	600	625	650	675	700	850



1070

COM

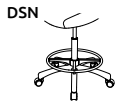
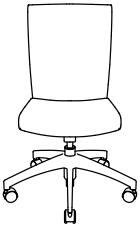
	A	B	C	D	E	LEATHER
H	630	655	680	705	730	1030
MF	740	765	790	815	840	1140
MFE	780	805	830	855	880	1180
SS	780	805	830	855	880	1180
SSE	820	845	870	895	920	1220
SYE	760	785	810	835	860	1160
DSN	830	855	880	905	930	1230



1080

COM

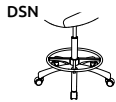
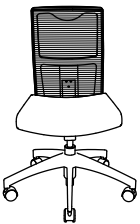
	A	B	C	D	E	LEATHER
H	670	695	720	745	770	1070
MF	780	805	830	855	880	1180
MFE	820	845	870	895	920	1220
SS	820	845	870	895	920	1220
SSE	860	885	910	935	960	1260
SYE	800	825	850	875	900	1200
DSN	870	895	920	945	970	1270



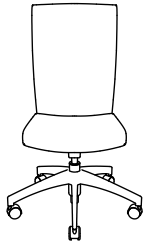
1082

COM

	A	B	C	D	E	LEATHER
H	700	725	750	775	800	950
MFJ	810	835	860	885	910	1060
SSJ	850	875	900	925	950	1100
SYJ	830	855	880	905	930	1080
DSN	900	925	950	975	1000	1300



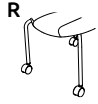
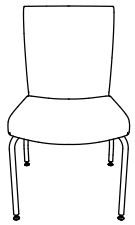
1090



		COM					LEATHER
		A	B	C	D	E	
	H	710	735	760	785	810	1110
	MF	820	845	870	895	920	1220
	MFE	860	885	910	935	960	1260
	SS	860	885	910	935	960	1260
	SSE	900	925	950	975	1000	1300
	SYE	840	865	890	915	940	1240

1010

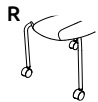
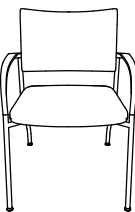
P



		COM					LEATHER
		A	B	C	D	E	
	1010P	520	545	570	595	620	770
	1010R	520	545	570	595	620	770

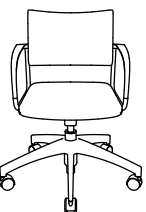
1012

P



		COM					LEATHER
		A	B	C	D	E	
	1012P	550	575	600	625	650	800
	1012R	550	575	600	625	650	800

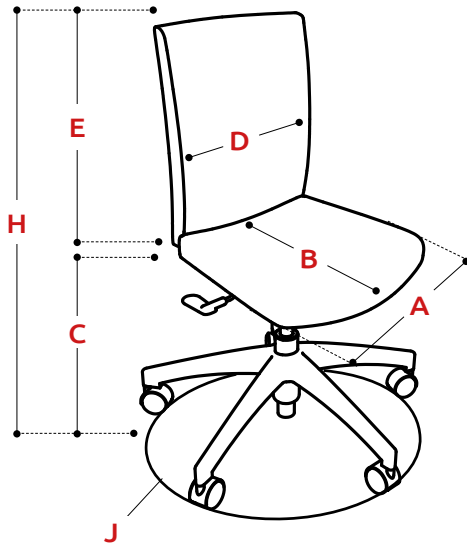
1022



		COM					LEATHER
		A	B	C	D	E	
	H	630	655	680	705	730	880

Mechanisms			
H	Swivel, tilt and locking, seat height adjustment.		
MF	Swivel, tilt and locking, adjustment of backrest angle, seat and backrest height.		
MFE	Swivel, tilt and locking, adjustment of seat front tilt, backrest angle, seat and backrest height (ratchet).		
MFJ	Swivel, tilt and locking, adjustment of backrest angle and seat height.		
SS	Swivel, tilt and locking, adjustment of backrest angle, seat and backrest height, seat slider.		
SSJ	Swivel, tilt and locking, backrest angle and seat height adjustment, seat slider.		
SSE	Swivel, tilt and locking, backrest angle adjustment, seat and backrest height adjustment (ratchet), seat slider.		
SYJ	Swivel, synchro-tilt mechanism (2:1), locks in 4 positions, seat height adjustment, seat slider.		
SYE	Swivel, synchro-tilt (2:1), locks in 4 positions, seat and backrest height adjustment (ratchet), seat slider.		
DSN	Swivel, seat and backrest angle and height adjustment, foot ring.		
Gas lifts			
GA01	5" range	Standard	
GA14	4" range, decreases the chair height by 1" at its lowest	-	
GA07	5" range (1022)	Standard	
Armrests			
Fixed	12	Fixed, in black polypropylene.	90
	11	Fixed, with black polyurethane pads.	105
	CN	Fixed, elliptical shape, with black polyurethane pads.	150
	77	Fixed, in polished aluminum, with black polyurethane pads.	200
	60	Fixed, in polished aluminum, C shape with polyurethane insert.	200
Adjustable	81	Adjustable in height, with black polyurethane pads adjustable in depth and pivot 60°.	80
	82	Adjustable in height, width, with black polyurethane pads adjustable in depth and pivot 60°.	170
	01S	Adjustable in width and in height with black polyurethane pads.	170
	89	Adjustable in width and height, with black polyurethane pads adjustable in width and depth and pivot 30°.	180
	99	Adjustable in width and in height with a numeric wheel, with black visco foam pads adjustable in width and depth.	300
Frames			
N	Black paint	Standard	
G	Metallic silver paint	-	

Bases		
N2	Black nylon	Standard
A6	Polished aluminium	100
Glides		
GL30	Glides replacing casters on N2 and A6 base	30
GL48	Black plastic with felt (1070T)	18
Casters		
70	For carpet	Standard
7N	For hard floors	30
90	For carpet (1010R/1012R/1070R)	Standard
91	For hard floors (1010R/1012R/1070R)	40
Upholstery		
M	Additional cushioning of the seat (+1 ½") and the backrest (+½") (1010/1012/1022)	80
AD	Upholstered seat and backrest with different colours	40



Measures	A	B	C	D	E	H	J	Weight	Volume	COM
1070	19 ^{1/2}	19	17 ^{1/2} - 22 ^{1/2}	17	19	35 ^{1/2} - 43	26	38	13	1.5
	50	48	44 - 57	43	48	90 - 109	66	17.2	1.2	1.4
1080	19 ^{1/2}	19	17 ^{1/2} - 22 ^{1/2}	17	21 ^{1/2}	38 - 45 ^{1/2}	26	41	16	1.6
	50	48	44 - 57	43	55	97 - 116	66	18.5	1.5	1.5
1082	19 ^{1/2}	19	17 ^{1/2} - 22 ^{1/2}	16 ^{1/2}	19 ^{1/2}	39 - 44	26	37	16	0.9
	50	48	44 - 57	42	50	99 - 111	66	16.8	1.5	0.8
1090	19 ^{1/2}	19	17 ^{1/2} - 22 ^{1/2}	17 ^{1/2}	24	40 ^{1/2} - 48	26	46	16	1.6
	50	48	44 - 57	44	61	103 - 122	66	20.9	1.5	1.5
1070P/R	19 ^{1/2}	19	17 ^{1/2}	17	19	33 ^{1/2}	22	30	13	1.5
	50	48	44	43	48	85	56	13.6	1.2	1.4
1070T	19 ^{1/2}	19	17 ^{1/2}	17	19	33 ^{1/2}	21 ^{1/2}	32	13	1.5
	50	48	44	43	48	85	55	14.5	1.2	1.4
1010P/R	18	18 ^{1/2}	17 ^{1/2}	18 ^{1/2}	11 ^{1/2}	23 ^{1/2}	21 ^{1/2}	15	13	1.1
	46	47	44	47	29	60	55	6.8	1.2	1
1012P/R	18	18 ^{1/2}	17 ^{1/2}	18 ^{1/2}	11 ^{1/2}	23 ^{1/2}	21 ^{1/2}	18	13	1.1
	46	47	44	47	29	60	55	8	1.2	1
1022	19	18 ^{1/2}	16 - 21 ^{1/4}	18 ^{1/2}	13	31 ^{1/4} - 36 ^{1/2}	26	28	13	1.1
	48	47	41 - 54	47	33	79 - 93	66	12.7	1.2	1
1070-DSN	19 ^{1/2}	18 ^{1/2}	24 - 34	16 ^{1/2}	19	41 ^{3/4} - 56	26	38	16	1.5
	50	47	61 - 86	42	48	106 - 142	66	17.2	1.5	1.4
1080-DSN	19 ^{1/2}	18 ^{1/2}	24 - 34	16 ^{1/2}	21 ^{1/2}	44 ^{1/4} - 58 ^{1/2}	26	38	16	1.6
	50	47	61 - 86	42	55	113 - 149	66	17.2	1.5	1.5
1082-DSN	19 ^{1/2}	18 ^{1/2}	24 - 34	16 ^{1/2}	21 ^{1/2}	45 ^{1/4} - 55 ^{1/2}	26	38	16	0.9
	50	47	61 - 86	42	55	115 - 141	66	17.2	1.5	0.8

Imperial system

Metric system

Quatra

With form fitting curves for extra lumbar support, Quatra sets the ergonomic standard for office, occasional and laboratory chairs. Any Quatra chair can be personalized for true universal comfort with a range of interchangeable components. Perfect for working long hours at a stretch, Quatra chairs feature several different seat and backrest models with exchangeable slip covers.



Collection

Ergonomic

Executive

Conference

Multi-purpose

Stool

E

D

C

A

T



4001



4002



4003



4004



4005



4001R



4001T



4001P



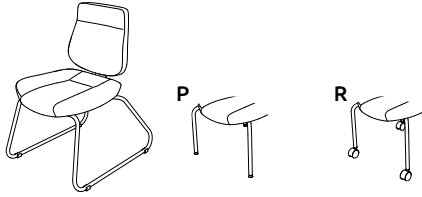
4001-DSN



4002-DSN

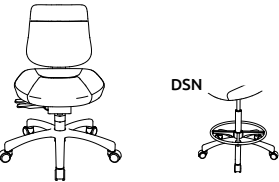
4001 R - T - P

			COM					LEATHER
		A	B	C	D	E		
T	R - T - P	700	725	750	775	800	1100	



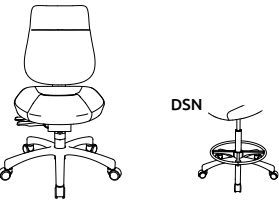
4001

			COM					LEATHER
		A	B	C	D	E		
	H	770	795	820	845	870	1170	
	MF	880	905	930	955	980	1280	
	SS	920	945	970	995	1020	1320	
	DSN	970	995	1020	1045	1070	1370	



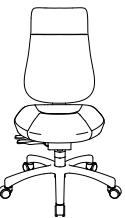
4002

			COM					LEATHER
		A	B	C	D	E		
	H	810	835	860	885	910	1210	
	MF	920	945	970	995	1020	1320	
	SS	960	985	1010	1035	1060	1360	
	SYE	940	965	990	1015	1040	1340	
	DSN	1010	1035	1060	1085	1110	1410	

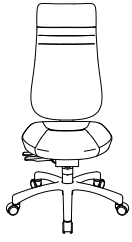


4003

			COM					LEATHER
		A	B	C	D	E		
	H	850	875	900	925	950	1250	
	MF	960	985	1010	1035	1060	1360	
	SS	1000	1025	1050	1075	1100	1400	
	SYE	980	1005	1030	1055	1080	1380	
	SSHD	1250	1275	1300	1325	1350	1650	

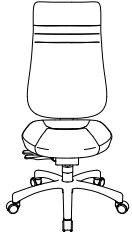


4004



		COM					LEATHER
	A	B	C	D	E		
H	890	915	940	965	990	1290	
MF	1000	1025	1050	1075	1100	1400	
SS	1040	1065	1090	1115	1140	1440	
SYE	1020	1045	1070	1095	1120	1420	
SSHD	1290	1315	1340	1365	1390	1690	

4005

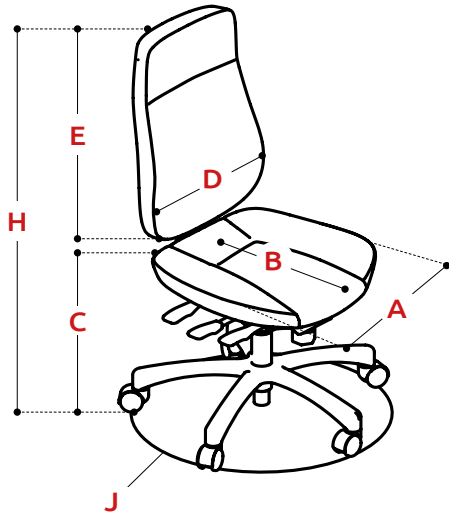


		COM					LEATHER
	A	B	C	D	E		
H	970	995	1020	1045	1070	1370	
MF	1080	1105	1130	1155	1180	1480	
SS	1120	1145	1170	1195	1220	1520	
SSHD	1370	1395	1420	1445	1470	1770	

Mechanisms			
H	Swivel, tilt and locking, seat height adjustment.		
MF	Swivel, tilt and locking, adjustment of backrest angle, seat and backrest height.		
SS	Swivel, tilt and locking, backrest angle adjustment, seat and backrest height adjustment, seat slider (2 ^{1/4} ").		
SYE	Swivel, synchro-tilt (2:1), locks in 4 positions, seat and backrest height adjustment (ratchet), seat slider (2 ^{1/4} ").		
DSN	Swivel, seat and backrest angle and height adjustment, Footring.		
SSHD	Swivel, tilt and locking, adjustment of backrest angle, seat and backrest height, seat slider (2 ^{1/4} "), heavy duty.		
Back uprights			
BU	Straight, standard backrest position. Seat depth: 17 ^{1/2} "	-	
BU1	Curved, forward backrest position. Seat depth: 16 ^{1/2} "	-	
BU2	Curved, backward backrest position. Seat depth: 18 ^{1/2} "	-	
Gas lifts			
GA01	5" range	Standard	
GA14	4" range, decreases the chair height by 1" at its lowest	-	
GA01HD	5" range, heavy duty	50	
Seat dimension			
S	Small version: Seat at 18" and back at 15" (Measures : A and D)	70	
L	Large version: Seat at 22" (Measures : A)	70	
Armrests			
Fixed	12	Fixed, in black polypropylene.	90
	11	Fixed, with black polyurethane pads.	105
	CN	Fixed, elliptical shape, with black polyurethane pads.	150
	77	Fixed, in polished aluminum, with black polyurethane pads.	200
	60	Fixed, in polished aluminum, C shape with polyurethane insert.	200
Adjustable	81	Adjustable in height, with black polyurethane pads adjustable in depth and pivot 60°.	80
	82	Adjustable in height, width, with black polyurethane pads adjustable in depth and pivot 60°.	170
	01S	Adjustable in width and in height with black polyurethane pads.	170
	75	Adjustable in width and in height with a numeric wheel, with black polyurethane pads.	180
	89	Adjustable in width and height, with black polyurethane pads adjustable in width and depth and pivot 30°.	180
	99	Adjustable in width and in height with a numeric wheel, with black visco foam pads adjustable in width and depth.	300

Frames (4001 R - T - P)		
N	Black paint	Standard
G	Metallic silver paint	-
Bases		
N6	Black nylon	Standard
N10	Black nylon (4004/4005/4001-DSN/4002-DSN)	Standard
A5	Polished aluminium	100
Glides		
GL30	Glides replacing casters on N6 and A5 bases	30
GL48	Black plastic with felt (4001T)	18
Casters		
14	For carpet	Standard
5N	For hard floors	30
90	For carpet (4001R)	Standard
91	For hard floors (4001R)	40
Upholstery		
AD	Upholstered seat and backrest with different colours	40

Slip covers <i>Applicable to all sizes</i>	COM					LEATHER
	A	B	C	D	E	
Seat cover	140	150	160	170	180	290
Backrest cover 4001	100	110	120	130	140	350
Backrest cover 4002	120	130	140	150	160	370
Backrest cover 4003	140	150	160	170	180	390
Backrest cover 4004	160	170	180	190	200	410
Backrest cover 4005	180	195	210	225	240	255



Measures	A	B	C	D	E	H	J	Weight	Volume	COM
4001	20	17 ^{1/2}	17 ^{1/2} - 22 ^{1/2}	17	15	32 - 39 ^{1/2}	25	40	13	1.2
	51	44	44 - 57	43	38	81 - 100	64	18	1.2	1.1
4002	20	17 ^{1/2}	17 ^{1/2} - 22 ^{1/2}	17	19	36 - 43 ^{1/2}	25	42	13	1.3
	51	44	44 - 57	43	48	91 - 110	64	19	1.2	1.2
4003	20	17 ^{1/2}	17 ^{1/2} - 22 ^{1/2}	17	23	41 - 48 ^{1/2}	25	44	16	1.3
	51	44	44 - 57	43	58	104 - 123	64	20	1.5	1.2
4004	20	17 ^{1/2}	17 ^{1/2} - 22 ^{1/2}	17	28	45 - 52 ^{1/2}	26	46	19	1.5
	51	44	44 - 57	43	71	114 - 133	66	20.9	1.8	1.4
4005	22	17 ^{1/2}	17 ^{1/2} - 22 ^{1/2}	19	28	45 - 52 ^{1/2}	26	46	19	1.6
	56	44	44 - 57	48	71	114 - 133	66	20.9	1.8	1.5
4001T	20	17 ^{1/2}	17 ^{1/2}	17	15	33 ^{1/2}	20 ^{1/2}	40	13	1.2
	51	44	44	43	38	85	52	18	1.2	1.1
4001P/R	20	17 ^{1/2}	18	17	15	33 ^{1/2}	26	40	13	1.2
	51	44	46	43	38	85	66	18	1.2	1.1
4001-DSN	20	17 ^{1/2}	24 - 34	17	15	39 ^{3/4} - 52 ^{1/4}	26	40	13	1.2
	51	44	61 - 86	43	38	101 - 133	66	18	1.2	1.1
4002-DSN	20	17 ^{1/2}	24 - 34	17	19	43 ^{3/4} - 56 ^{1/4}	26	42	16	1.2
	51	44	61 - 86	43	48	111 - 143	66	19	1.5	1.1

Imperial system

Metric system

Repend

Lean and stylish, Repond reflects modernism. Available in three (3) colors, its shell is ideal for meeting areas and collaborative spaces. Repond will suit to any environment.



Collection

Conference

Multi-purpose

Lounge and
Waiting Room

C

A

R



RE4



RET



REE



REP

RE4

RE4 520



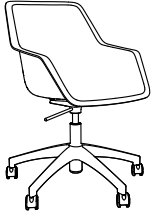
RET

RET 580



REE

REE 580

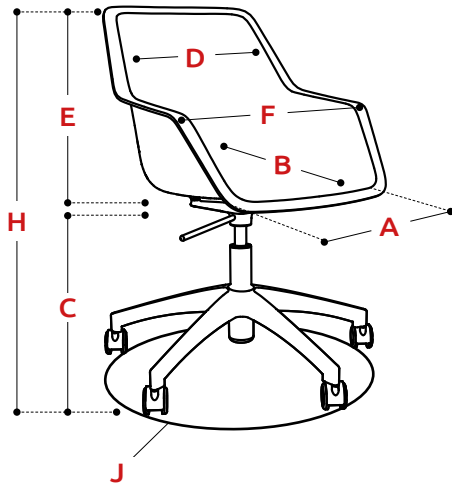


REP

REP 800



Mechanisms (REP, REE)							
LV	Swivel, seat height adjustment, polished aluminum (REP, REE)						
Frames							
N	Black paint (RE4, RET)						Standard
G	Metallic grey paint (RE4)						-
Z	Polished chrome (RE4)						70
Bases							
N2	Black nylon (REE)						Standard
A6	Polished aluminium (REE)						100
A8	Polished aluminium (REP)						Standard
Casters (REE)							
70	For carpet						Standard
7N	For hard floors						30
25	For carpet, with chrome detail (60 mm)						10
Upholstery		A	COM B	C	D	E	LEATHER
R1	Seat	100	110	120	130	140	240
Plastic colors							
PN	Black						Standard
PW	White						-
PG	Grey						-



Measures	A	B	C	D	E	F	H	J	Weight	Volume
RE4	18	18	17	16 ^{1/2}	17	24	32 ^{1/2}	20	18	11
	46	46	43	42	43	61	83	51	8	1
RET	18	18	17	16 ^{1/2}	17	24	32 ^{1/2}	19	18	11
	46	46	43	42	43	61	83	48	8	1
REE	18	18	15 - 18 ^{1/2}	16 ^{1/2}	17	24	31 - 35	20	23	11
	46	46	38 - 47	42	43	61	79 - 89	51	10.4	1
REP	18	18	17 - 22	16 ^{1/2}	17	24	33 - 38	26	22	11
	46	46	43 - 56	42	43	61	84 - 97	66	10	1

Imperial system

Metric system

Scope

*The future is here, the future is Scope.
Created by renowned designer Martin Ballendat,
Scope is a complete family of task, meeting and
multi-purpose chairs. Every component was
specifically designed using a consistent theme
and style. The end result created offers a stunning
visual impact.*



Collection

Ergonomic

Executive

Conference

Multi-purpose

E

D

C

A



3001



3005



3101



3103



3102



3104

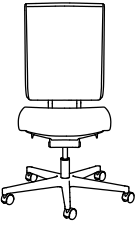


3003

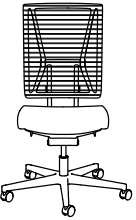


3007

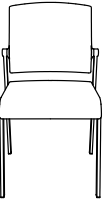
3001	COM					LEATHER
	A	B	C	D	E	
3001	1800	1825	1850	1875	1900	2200



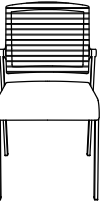
3005	COM					LEATHER
	A	B	C	D	E	
3005	1800	1820	1840	1860	1880	2050



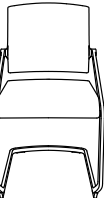
3101	COM					LEATHER
	A	B	C	D	E	
3101	750	775	800	825	850	1150



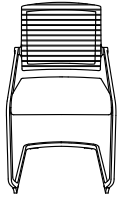
3103	COM					LEATHER
	A	B	C	D	E	
3103	750	770	790	810	830	1000



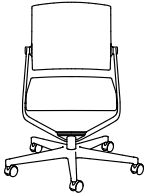
3102	COM					LEATHER
	A	B	C	D	E	
3102	800	825	850	875	900	1200



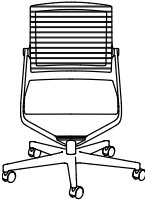
3104	COM					LEATHER
	A	B	C	D	E	
3104	800	820	840	860	880	1050



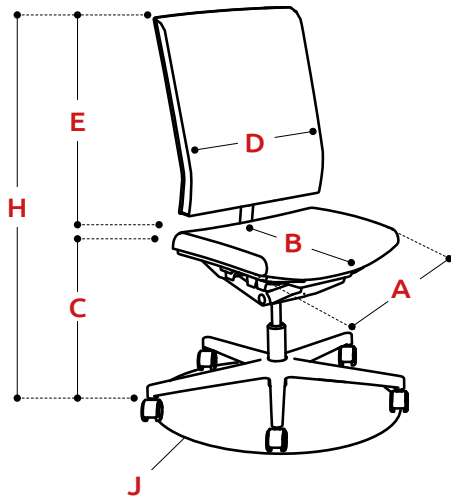
3003	COM					LEATHER
	A	B	C	D	E	
3003	1200	1225	1250	1275	1300	1600



3007	COM					LEATHER
	A	B	C	D	E	
3007	1200	1220	1240	1260	1280	1450



Mechanisms							
SC	Die cast aluminum, swivel, balance point synchromatic with sliding tension control, locks in 3 positions, seat and backrest height adjustment, seat slider (4")					Standard	
SCHD	With additional strength tension up to 330 lb.					50	
Armrests							
Fixed	31	Fixed, in polished aluminum with soft polyurethane inlay pad.				140	
Adjustable	V6	Fixed, in nylon and polished aluminum.				150	
	V8	Adjustable in width and height, with black polyurethane pads adjustable in depth and pivot 60°.				300	
	V9	Adjustable in width and in height, with black polyurethane pads adjustable in width and in depth and pivot 360°.				350	
Bases							
A2	Polished aluminium (3001/3005)					Standard	
A4	Polished aluminium (3003/3007)					Standard	
Glides							
GL53	Black plastic with felt (3101/3103)					20	
GL54	Black plastic with felt (3102/3104)					20	
Casters							
26	For carpet (3001/3005)					Standard	
27	For hard floors (3001/3005)					30	
28	For carpet (3003/3007)					Standard	
29	For hard floors (3003/3007)					30	
Lumbar supports							
LSR	With depth adjustment for upholstered backrest (3001)					110	
LSM	With depth adjustment for mesh backrest (3005)					60	
Headrest							
ATR	Upholstered	A	B	C	D	E	LEATHER
		220	225	230	235	240	280
Upholstery							
AD	Upholstered seat and backrest with different colours					40	
Mesh							
MD	Dark grey					Standard	
MM	Middle grey					-	
MS	Silver grey					-	



Measures	A	B	C	D	E	H	J	Weight	Volume	COM
3001	19	17	18 - 22 ^{1/2}	18	23	42 - 51	28	42	19	1.0
	48	43	46 - 57	46	58	107 - 130	71	19	1.8	0.9
3005	19	17	18 - 22 ^{1/2}	18	23	42 - 51	28	42	19	1.0
	48	43	46 - 57	46	58	107 - 130	71	19	1.8	0.9
3101	19	19 ^{1/2}	19	17 ^{1/2}	17	35	20 ^{1/2}	18	16	1.0
	48	50	48	44	43	89	55	8	1.5	0.9
3103	19	19 ^{1/2}	19	17 ^{1/2}	17	35	20 ^{1/2}	18	16	1.0
	48	50	48	44	43	89	55	8	1.5	0.9
3102	19	19 ^{1/2}	19	17 ^{1/2}	17	35	20 ^{1/2}	18	16	1.0
	48	50	48	44	43	89	55	8	1.5	0.9
3104	19	19 ^{1/2}	19	17 ^{1/2}	17	35	20 ^{1/2}	18	16	1.0
	48	50	48	44	43	89	55	8	1.5	0.9
3002	19	19 ^{1/2}	19	17 ^{1/2}	17	37	28	27	16	1.0
	48	50	48	44	43	94	71	12.2	1.5	0.9
3006	19	19 ^{1/2}	19	17 ^{1/2}	17	37	28	27	16	1.0
	48	50	48	44	43	94	71	12.2	1.5	0.9
3003	19	19 ^{1/2}	19	17 ^{1/2}	17	37	26	29	16	1.0
	48	50	48	44	43	94	66	13.1	1.5	0.9
3007	19	19 ^{1/2}	19	17 ^{1/2}	17	37	26	29	16	1.0
	48	50	48	44	43	94	66	13.1	1.5	0.9

Imperial system

Metric system

Sity

Bold design and advanced ergonomics make Sity armchairs the perfect solution for long work days. Memory foam inserts in critical areas of the seat and backrest provide maximum comfort. Upholstered with finesse and elegance, Sity is available in three different back heights and two seat widths.



Collection

Ergonomic

Executive

Conference

Multi-purpose

E

D

C

A



9001



9002



9003



9001T



9001P



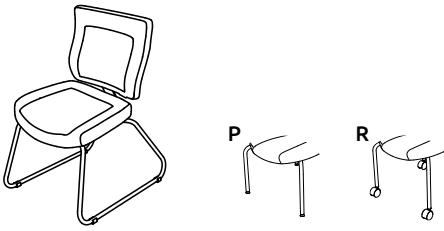
9001R

9001T-P-R

COM

	A	B	C	D	E	LEATHER
T-P-R	740	765	790	815	840	1140

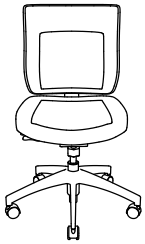
T



9001

COM

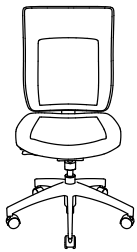
	A	B	C	D	E	LEATHER
H	840	865	890	915	940	1240
MF	950	975	1000	1025	1050	1350
MFE	990	1015	1040	1065	1090	1390
SS	990	1015	1040	1065	1090	1390
SSE	1030	1055	1080	1105	1130	1430
SYE	970	995	1020	1045	1070	1370



9002

COM

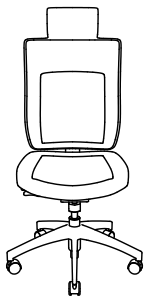
	A	B	C	D	E	LEATHER
H	880	905	930	955	980	1280
MF	990	1015	1040	1065	1090	1390
MFE	1030	1055	1080	1105	1130	1430
SS	1030	1055	1080	1105	1130	1430
SSE	1070	1095	1120	1145	1170	1470
SYE	1010	1035	1060	1085	1110	1410
SSHD	1280	1305	1330	1355	1380	1680



9003

COM

	A	B	C	D	E	LEATHER
H	920	945	970	995	1020	1320
MF	1030	1055	1080	1105	1130	1430
MFE	1070	1095	1120	1145	1170	1470
SS	1070	1095	1120	1145	1170	1470
SSE	1110	1135	1160	1185	1210	1510
SYE	1050	1075	1100	1125	1150	1450
SSHD	1320	1345	1370	1395	1420	1720



Mechanisms			
H	Swivel, tilt and locking, seat height adjustment		
MF	Swivel, tilt and locking, adjustment of backrest angle, seat and backrest height.		
MFE	Swivel, tilt and locking, adjustment of seat front tilt, backrest angle, seat and backrest height (ratchet).		
SS	Swivel, tilt and locking, adjustment of backrest angle, seat and backrest height, seat slider (2 ^{1/4} ").		
SSE	Swivel, tilt and locking, backrest angle adjustment, seat and backrest height adjustment (ratchet), seat slider (2 ^{1/4} ").		
SYE	Swivel, synchro-tilt (2:1), locks in 4 positions, seat and backrest height adjustment (ratchet), seat slider (2 ^{1/4} ").		
SSHD	Swivel, tilt and locking, adjustment of backrest angle, seat and backrest height, seat slider (2 ^{1/4} "), heavy duty.		
Gas lifts			
GA01	5" range	Standard	
GA14	4" range, decreases the chair height by 1" at its lowest	-	
GA01HD	5" range, heavy duty	50	
Seat dimension			
S	Small version: Seat at 18 ^{1/2} " and back at 16" (<i>Measures : A and D</i>)	70	
Armrests			
Fixed	12	Fixed, in black polypropylene.	90
	11	Fixed, with black polyurethane pads.	105
	CN	Fixed, elliptical shape, with black polyurethane pads.	150
	77	Fixed, in polished aluminum, with black polyurethane pads.	200
	60	Fixed, in polished aluminum, C shape with polyurethane insert.	200
Adjustable	81	Adjustable in height, with black polyurethane pads adjustable in depth and pivot 60°.	80
	82	Adjustable in height, width, with black polyurethane pads adjustable in depth and pivot 60°.	170
	01S	Adjustable in width and in height with black polyurethane pads.	170
	89	Adjustable in width and height, with black polyurethane pads adjustable in width and depth and pivot 30°.	180
	99	Adjustable in width and in height with a numeric wheel, with black visco foam pads adjustable in width and depth.	300
Frames (9001 R - T - P)			
N	Black paint	Standard	
G	Metallic silver paint	-	
Bases			
N2	Black nylon	Standard	
A6	Polished aluminium	100	

Glides

GL48	Black plastic with felt (9001T)	18
------	---------------------------------	----

Casters

70	For carpet	Standard
----	------------	----------

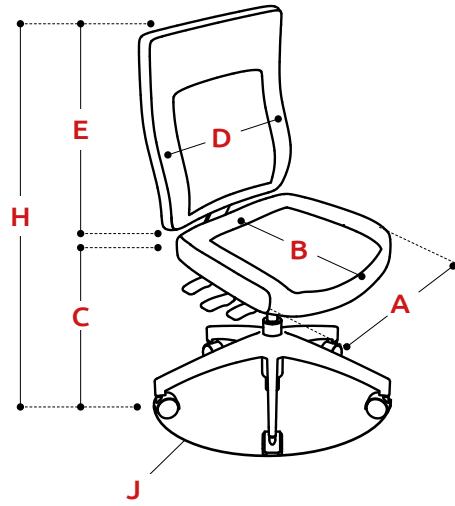
7N	For hard floors	30
----	-----------------	----

90	For carpet (9001R)	Standard
----	--------------------	----------

91	For hard floors (9001R)	40
----	-------------------------	----

Upholstery

AD	Upholstered seat and backrest with different colours	40
----	--	----



Measures	A	B	C	D	E	H	J	Weight	Volume	COM
9001	20 ^{1/2}	18 ^{1/2}	17 ^{3/4} - 22 ^{3/4}	18	17	34 - 42 ^{1/2}	26	42	13	1.5
	52	47	45 - 58	46	43	86 - 108	66	19	1.2	1.4
9002	20 ^{1/2}	18 ^{1/2}	17 ^{3/4} - 22 ^{3/4}	18	23	40 - 48 ^{1/2}	26	46	16	1.6
	52	47	45 - 58	46	58	102 - 123	66	20.9	1.5	1.5
9003	20 ^{1/2}	18 ^{1/2}	17 ^{3/4} - 22 ^{3/4}	18	29	46 - 54 ^{1/2}	26	50	19	1.6
	52	47	45 - 58	46	74	117 - 139	66	22.7	1.8	1.5
9001T	20 ^{1/2}	18 ^{1/2}	18	18	17	35	21 ^{1/2}	32	13	1.5
	52	47	46	46	43	89	55	14.5	1.2	1.4
9001P/R	20 ^{1/2}	18 ^{1/2}	18	18	17	35	22	32	13	1.5
	52	47	46	46	43	89	56	14.5	1.2	1.4

 Imperial system

 Metric system

Spin

Collection offering 4 guest models with curved steel tube structure. Seat and back made of black polypropylene. Several options available including upholstered seat and back as well as a handling trolley.



Collection

Conference

Multi-purpose

Lounge and waiting room

Stool

C

A

R

T



PN4



PN4R



PNL



PN7

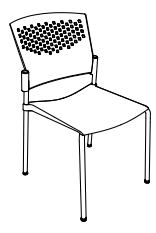


PN8



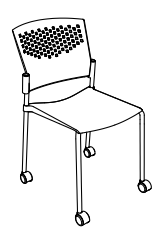
PN-DSN

PN4



PN4 300

PN4R



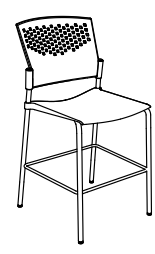
PN4R 320

PNL



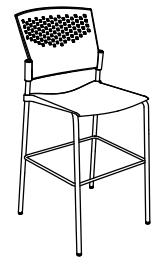
PNL-H 400

PN7



PN7 370

PN8



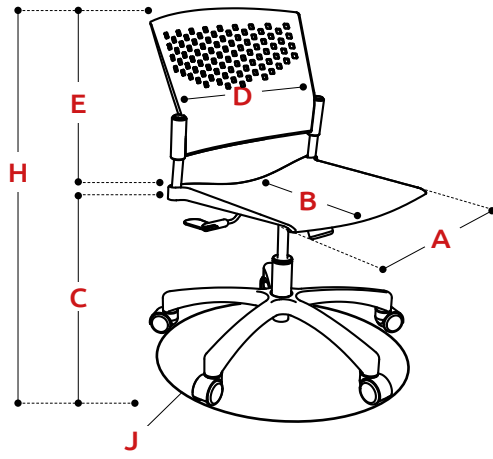
PN8 380

PN-DSN



PN-DSN 560

Mechanism								
H	Swivel, tilt and locking, seat height adjustment							
Gas lifts								
GA01	5" range (PNL)						Standard	
GA10	10" range (PN-DSN)						Standard	
Armrests								
Fixed	50	Fixed, in black polyurethane (PN4)					40	
	66	Fixed, black sandex frame with fixed PVC arms (PNL)					60	
Adjustable	01S	Adjustable in width and height, with black polyurethane pads.					170	
Bases (PNL)								
N2	Black nylon						Standard	
A6	Polished aluminium						100	
Casters								
70	For carpet						Standard	
7N	For hard floors						30	
90	For carpet (PN4R)						Standard	
91	For hard floors (PN4R)						30	
Trolley								
PN20	Trolley with capacity for 12 chairs (armless only, without upholstered seat and/or backrest)						550	
Upholstery		A	^{COM} B	C	D	E	LEATHER	COM
R1	Seat	80	90	100	110	120	200	0.9
R2	Seat and backrest	160	180	200	220	240	400	0.9
AD	Upholstered seat and backrest with different colours						40	
Finishes								
N	Black paint						Standard	
G	Metallic grey paint						-	
Z	Polished chrome						80	



Measures	A	B	C	D	E	Weight	Volume
PN4	17	18 ^{1/2}	18	18	13	15	9
	43	47	46	46	33	6.8	0.8
PN7	17	18 ^{1/2}	24	18	13	17	11
	43	47	61	46	33	7.7	1
PN8	17	18 ^{1/2}	30	18	13	18	13
	43	47	76	46	33	8	1.2
PNL	17	18 ^{1/2}	17 - 22	18	13	28	9
	43	47	43 - 56	46	33	12.7	0.8
PN-DSN	22	27	24	---	---	30	9
	56	69	61	---	---	13.6	0.8

Imperial system

Metric system

Teknik

Available with two backrest models or with saddle seat and chest support, the Teknik series of multipurpose stools is ideal when space is at a premium. These complementary products are truly practical for a variety of uses and can be easily stored under a desk.



Collection

Multi-purpose

Stool

A

T



1500



Q1500



1507



MED



1500-DSN

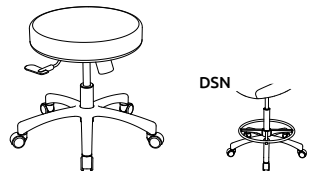


Q1500-DSN



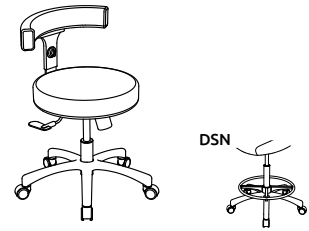
1507-DSN

1500



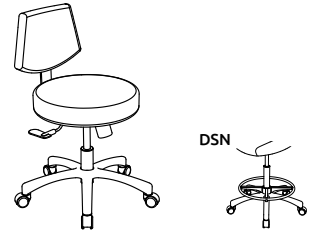
		COM				
		A	B	C	D	E
	20H	420	430	440	450	460
	DSN	620	630	640	650	660

Q1500



		COM				
		A	B	C	D	E
	20H	520	530	540	550	560
	DSN	720	730	740	750	760

1507



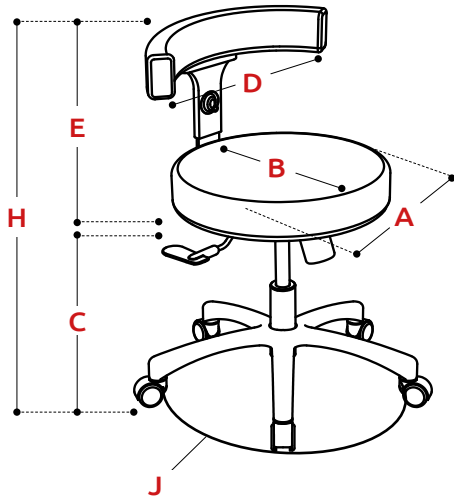
		COM				
		A	B	C	D	E
	20H	560	570	580	590	600
	DSN	760	770	780	790	800

MED



		A	B	C	D	E
	SP	1000	1010	1020	1030	1040

Mechanisms		
20H	Swivel, seat height adjustment.	
DSN	Swivel, seat and backrest angle and height adjustment, foot ring.	
SP	Swivel, adjustment of seat and backrest angle and seat and chest support height.	
Gas lifts		
GA01	5" range	Standard
GA10	10" range (1500-DSN/Q1500-DSN/1507-DSN)	Standard
GA07	5" range (MED)	Standard
Bases		
N6	Black nylon	Standard
N10	Black nylon (1507-DSN)	Standard
A5	Polished aluminium	100
Glides		
GL30	Glides replacing casters on N6, N10 and A5 bases	30
Casters		
14	For carpet	Standard
5N	For hard floors	30



Measures	A	B	C	D	E	H	J	Weight	Volume	COM
1500	17	17	16 - 21	---	---	---	23	20	13	0.9
	43	43	41 - 53	---	---	---	58	9	1.2	0.8
Q1500	17	17	16 - 21	16	3 ^{1/2}	24 ^{3/4} - 32 ^{1/2}	23	20	13	0.9
	43	43	41 - 53	41	8	63 - 83	58	9	1.2	0.8
1507	17	17	16 ^{1/4} - 21 ^{1/4}	16	10 ^{1/2}	29 - 34	23	23	13	0.9
	43	43	41 - 54	41	27	74 - 86	58	10.4	1.2	0.8
1500-DSN	17	17	23 ^{3/4} - 33 ^{3/4}	---	---	---	25	25	13	0.9
	43	43	60 - 86	---	---	---	64	11.3	1.2	0.8
Q1500-DSN	17	17	23 ^{3/4} - 33 ^{3/4}	16	---	32 ^{1/2} - 46 ^{1/4}	25	26	16	0.9
	43	43	60 - 86	41	---	83 - 117	64	11.8	1.5	0.8
1507-DSN	17	17	24 - 34	16	10 ^{1/2}	36 ^{3/4} - 46 ^{3/4}	25	30	16	0.9
	43	43	61 - 86	41	27	93 - 119	64	13.6	1.5	0.8
MED	15	16	17 ^{3/4} - 22	8 ^{1/2}	7	33 - 43 ^{1/2}	25	22	13	0.9
	38	41	45 - 56	22	18	84 - 110	64	10	1.2	0.8

Imperial system

Metric system

Toleo

The distinct character of Toleo is revealed at the first glance through its back support arm. This allows impressive twisting motion, offering lateral mobility (right-left), thanks to its innovative design and composite material. The curved backrest and (optional) headrest provide dynamic movement in all positions and indisputable seating comfort. Toleo is available in two backrest and armrest colors. To complete the offer, you also have access to a wide range of guest and conference chairs and stools.



Collection

Ergonomic

Executive

Conference

Multi-purpose

Stool

E

D

C

A

T



TOM3



TOR3



TOPP / TOMP



TOPR / TOMR



TOPC / TOMC



TOPB / TOMB



TOPS / TOMS



TOPD / TOMD

TOM3

COM

A B C D E LEATHER

C28 950 975 1000 1025 1050 1350



TOR3

COM

A B C D E LEATHER


C28 1050 1075 1100 1125 1150 1450



TOPP / TOMP

TOPP 400

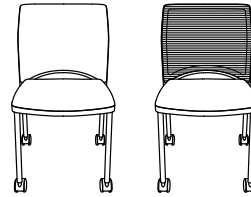
TOMP 490



TOPR / TOMR

TOPR 420

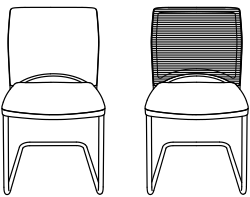
TOMR 510



TOPC / TOMC

TOPC 480

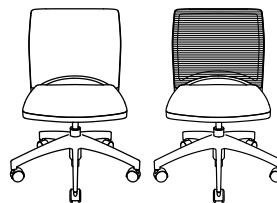
TOMC 570



TOPB / TOMB

TOPB 560

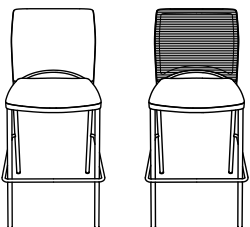
TOMB 650



TOPS / TOMS

TOPS 500

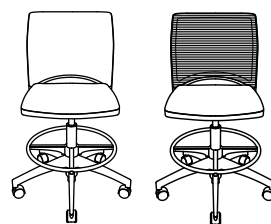
TOMS 590



TOPD / TOMD

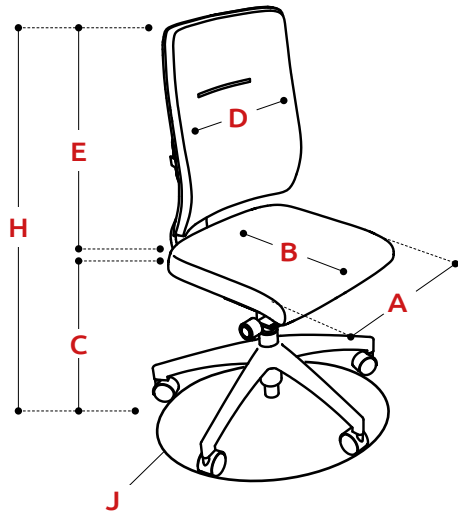
TOPD 650

TOMD 740



Mechanisms			
C28		Swivel, balance point synchromatic with tension control, locks in 4 positions, forward tilt of 3°, seat height adjustment, seat slider.	
20H		Swivel, seat height adjustment.	
DSN		Swivel, seat and backrest angle and height adjustment, foot ring.	
Gas lifts			
GA01	5" range		Standard
GA14	4" range, decreases the chair height by 1" at its lowest		-
GA01HD	5" range, raises the chair height by 2" at its highest, heavy duty		50
Armrests			
Fixed	68	Fixed, in nylon for multipurpose chairs with a plastic backrest.	100
	69	Fixed, in nylon for multipurpose chairs with a mesh backrest.	100
Adjustable	V2N	Adjustable in width and height, with black polyurethane with black structure.	170
	V2W	Adjustable in width and height, with black polyurethane with white structure.	170
	V4N	Adjustable in width and height, with black polyurethane pads adjustable in depth and pivot 60°, with black structure.	250
	V4W	Adjustable in width and height, with black polyurethane pads adjustable in depth and pivot 60°, with white structure.	250
Frames			
N	Black paint		Standard
G	Grey paint		70
Z	Polished chrome		100
Bases			
N2	Black nylon		Standard
A6	Polished aluminium		100
W2	White nylon		40
Glides			
GL08	Black plastic (TOPP/TOMP/TOPS/TOMS)		Standard
GL18	Black plastic with felt (TOPP/TOMP/TOPS/TOMS, 4 glides per chair)		16
GL12	Black plastic with felt (TOPC/TOMC, 4 glides per chair)		16
GL30	Glides replacing casters on N2 and A6 base		30

Casters								
70	For carpet							Standard
7N	For hard floors							30
90	For carpet (TOPR/TOMR)							Standard
91	For hard floors (TOPR/TOMR)							40
Backrest color								
DN	Backrest frame black							Standard
DW	Backrest frame white							Standard
Lumbar supports								
LSM	With height and depth adjustment (TOM3)							50
Headrests								
ATRN	Upholstered, with black frame							230
ATRW	Upholstered, with white frame							230
Writing tablet								
TD	Right side writing tablet (TOPP/TOMP/TOPR/TOMR/TOPC/TOMC)							230
Upholstery								
		A	^{COM} B	C	D	E	LEATHER	COM
R1	Seat	100	110	120	130	140	200	0.9
R2	Seat and backrest	200	220	240	260	280	400	0.9
AD	Upholstered seat and backrest with different colours							40
Backrest mesh								
MN	Black							Standard
MA	Anthracite							20
MG	Grey							20
MW	White							20
MB	Blue							20
MO	Orange							20
MP	Purple							20
MR	Red							20
MV	Green							20



Measures	A	B	C	D	E	H	J	Weight	Volume	COM
TOM3	18	17 ^{1/2}	17 - 22	18 ^{1/2}	22	39 - 44	26	15	16	0.9
	46	43	43 - 56	47	56	99 - 112	66	33	1.5	0.8
TOR3	18	17 ^{1/2}	17 - 22	18 ^{1/2}	22	39 - 44	26	15	16	0.9
	46	43	43 - 56	47	56	99 - 112	66	33	1.5	0.8
TOPP/TOMP	18	17	18 ^{1/2}	18	15 ^{1/2}	33	18	18	13	0.9
	46	43	47	46	39	84	46	8	1.2	0.8
TOPR/TOMR	18	17	18 ^{1/2}	18	15 ^{1/2}	33	18	18	13	0.9
	46	43	47	46	39	84	46	8	1.2	0.8
TOPC/TOMC	18	17	18 ^{1/2}	18	15 ^{1/2}	33	19	18	13	0.9
	46	43	47	46	39	84	47	8	1.2	0.8
TOPB/TOMB	18	17	15 ^{1/4} - 20 ^{1/2}	18	15 ^{1/2}	30 - 35 ^{1/4}	26	18	13	0.9
	46	43	39 - 52	46	39	76 - 90	66	8	1.2	0.8
TOPS/TOMS	18	17	29 ^{1/2}	18	15 ^{1/2}	43 ^{1/2}	19	21	16	0.9
	46	43	75	46	39	110	47	9.5	1.5	0.8
TOPD/TOMD	18	17	22 - 32	18	15 ^{1/2}	36 ^{1/2} - 46 ^{1/2}	26	24	16	0.9
	46	43	56 - 81	46	39	93 - 118	66	10.8	1.5	0.8

Imperial system

Metric system

Vario

With its seat and backrest of high quality polypropylene, the multifunctional Vario chair is simple and stylish. The sled frame combines refined shape with exceptional stability. Up to 45 Vario chairs can be stacked in a compact pile on a single trolley.



Collection

Multi-purpose

A

Lounge and waiting room

R



75

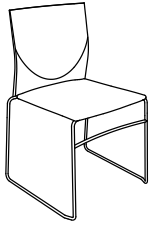


76



175

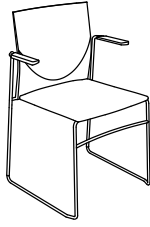
75



75

400

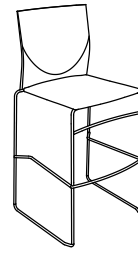
76



76

520

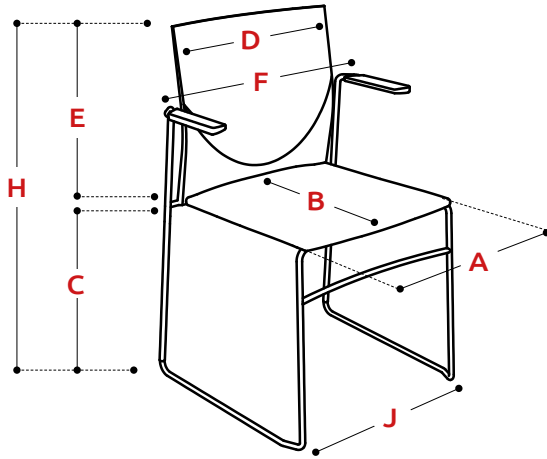
175



175

650

Glides								
GL38	Translucent plastic (4 glides per chair)							12
GL39	Translucent plastic, integrated ganging device (4 glides per chair) (for 75 and 175 only)							12
GL44	Translucent plastic with a felt insert (4 glides per chair)							20
GL45	Translucent plastic with a felt insert, integrated ganging device (4 glides per chair) (for 75 and 175 only)							20
GL75	Translucent plastic with felt, heavy duty (4 glides per chair)							20
Accessories								
TD	Writing tablet (right side)							300
PA	Book rack							On request
Trolley								
CV1	Equipped with four swivel casters including two lockable ones, with capacity of 45 chairs							1550
Upholstery		A	^{COM} B	C	D	E	COM	
R1	Seat	100	120	140	160	180	0.9	
R2	Seat and backrest	200	240	280	320	360	1.1	
AD	Upholstered seat and backrest with different colours							40
Colors								
PN	Black							Standard
PR	Red							-
PW	White							-
PB	Blue							-
PV	Green							-
PG	Grey							-
PS	Sand							-



Measures	A	B	C	D	E	F	H	J	Weight	Volume
75	17 ^{1/2}	17	18 ^{1/2}	18	15 ^{1/2}	---	23	22	15	16
	44	43	47	46	39	---	58	56	6.8	1.5
76	17 ^{1/2}	17	18 ^{1/2}	18	15 ^{1/2}	23 ^{1/2}	23	22	17	16
	44	43	47	46	39		58	56	7.7	1.5
175	17 ^{1/2}	17	28	18	15 ^{1/2}	---	23	22 ^{1/2}	20	19
	44	43	71	46	39	---	58	57	9	1.8

Imperial system

Metric system

Vittoria

Once again, Bouy reinvents the universal ergonomic office chair with Vittoria and sets itself apart from its rivals. Audaciously, Vittoria presents an extremely slim form combined with optimized adjustment settings that push back the boundaries of comfort at work. In the end, Vittoria defines a new generation of office seating and becomes the new leader in its class.



Collection

Ergonomic

Executive

Conference

Stool

E

D

C

T



VTM1



VTM2



VTM3



VTM4



VTMM



VTM2T



VTM2P



VTM2R



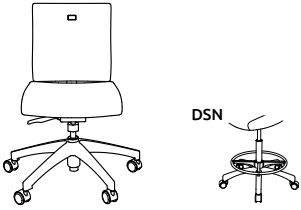
VTM1-DSN



VTM2-DSN

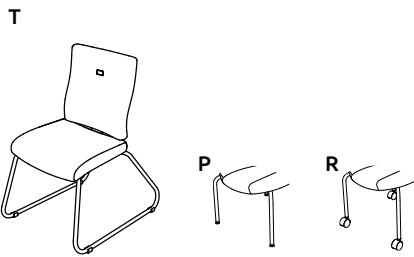
VTM1

		COM					LEATHER
	A	B	C	D	E		
	H	690	715	740	765	790	1090
	MF	800	825	850	875	900	1200
	MFE	840	865	890	915	940	1240
	SS	840	865	890	915	940	1240
	SSE	880	905	930	955	980	1280
	SYE	820	845	870	895	920	1220
	DSN	890	915	940	965	990	1290



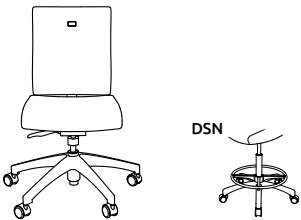
VTM2T-P-R

		COM					LEATHER
	A	B	C	D	E		
	T-P-R	700	725	750	775	800	1100



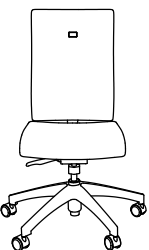
VTM2

		COM					LEATHER
	A	B	C	D	E		
	H	730	755	780	805	830	1130
	MF	840	865	890	915	940	1240
	MFE	880	905	930	955	980	1280
	SS	880	905	930	955	980	1280
	SSE	920	945	970	995	1020	1320
	SYE	860	885	910	935	960	1260
	DSN	930	955	980	1005	1030	1330

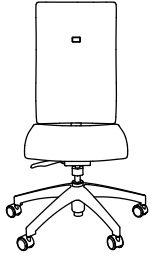


VTM3

		COM					LEATHER
	A	B	C	D	E		
	H	770	795	820	845	870	1170
	MF	880	905	930	955	980	1280
	MFE	920	945	970	995	1020	1320
	SS	920	945	970	995	1020	1320
	SSE	960	985	1010	1035	1060	1360
	SYE	900	925	950	975	1000	1300
	SSHD	1170	1195	1220	1245	1270	1570

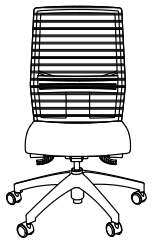


VTM4



		COM					LEATHER
	A	B	C	D	E		
H	810	835	860	885	910	1210	
MF	920	945	970	995	1020	1320	
MFE	960	985	1010	1035	1060	1360	
SS	960	985	1010	1035	1060	1360	
SSE	1000	1025	1050	1075	1100	1400	
SYE	940	965	990	1015	1040	1340	
SSHD	1210	1235	1260	1285	1310	1610	

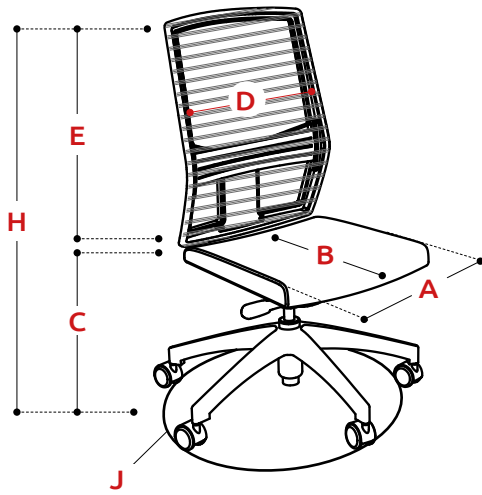
VTMM



		COM					LEATHER
	A	B	C	D	E		
H	670	690	710	730	750	920	
SYE	820	845	870	895	920	1070	
SS	800	825	850	875	900	1050	
DSN	1010	1035	1060	1085	1110	1410	

Mechanisms			
H	Swivel, tilt and locking, seat height adjustment.		
MF	Swivel, tilt and locking, adjustment of backrest angle, seat and backrest height.		
MFE	Swivel, tilt and locking, adjustment of seat front tilt, backrest angle, seat and backrest height (ratchet).		
SS	Swivel, tilt and locking, backrest angle adjustment, seat and backrest height adjustment, seat slider (2 ^{1/4} ").		
SSE	Swivel, tilt and locking, adjustment of backrest angle, seat and backrest height (ratchet), seat slider (2 ^{1/4} ").		
SYE	Swivel, synchro-tilt (2:1), locks in 4 positions, adjustment of seat and backrest height (ratchet), seat slider (2 ^{1/4} ").		
DSN	Swivel, adjustment of seat and backrest angle and seat and backrest height, foot ring.		
SSHD	Swivel, tilt and locking, adjustment of backrest angle, seat and backrest height, seat slider.		
Back uprights			
BU1	Curved, forward backrest position. Effective depth: 17" (SSE)	Standard	
BU2	Curved, backward backrest position. Effective depth: 18 ^{1/4} " (SSE)	-	
Gas lifts			
GA01	5" range	Standard	
GA14	4" range, decreases the chair height by 1" at its lowest	-	
GA01HD	5" range, heavy duty	50	
Seat dimension			
S	Small version: Seat at 17 ^{1/2} " and back at 15 ^{1/2} " (Measures : A and D)	70	
L	Large version: Seat at 21 ^{1/2} " (Measures : A)	70	
Armrests			
Fixed	12	Fixed, in black polypropylene.	90
	11	Fixed, with black polyurethane pads.	105
	CN	Fixed, elliptical shape, with black polyurethane pads.	150
	77	Fixed, in polished aluminum, with black polyurethane pads.	200
	60	Fixed, in polished aluminum, C shape with polyurethane insert.	200
Adjustable	81	Adjustable in height, with black polyurethane pads adjustable in depth and pivot 60°.	80
	82	Adjustable in height, width, with black polyurethane pads adjustable in depth and pivot 60°.	170
	01S	Adjustable in width and height, with black polyurethane pads.	170
	89	Adjustable in width and height, with black polyurethane pads adjustable in width and depth and pivot 30°.	180
	99	Adjustable in width and in height with a numeric wheel, with black visco foam pads adjustable in width and depth.	300

Frames		
N	Black paint	Standard
G	Metallic silver paint	-
Bases		
N2	Black nylon	Standard
A6	Polished aluminium	100
Glides		
GL30	Glides replacing casters on N2 and A6 base	30
GL48	Black plastic with felt (VTM2T)	18
Casters		
70	For carpet	Standard
7N	For hard floors	30
90	For carpet (VTM2R)	Standard
91	For hard floors (VTM2R)	40
Upholstery		
AD	Upholstered seat and backrest with different colours	40
Mesh		
MN	Black	Standard
MG	Grey	20
MK	Nickel	20
MM	Navy	20
ME	Electric	20
MC	Ocean	20
MV	Green	20
MR	Red	20
MO	Orange	20



Measures	A	B	C	D	E	H	J	Weight	Volume	COM
VTM1	19 ^{1/2}	16 ^{1/2}	17 ^{3/4} - 22 ^{3/4}	17 ^{1/2}	15	33 - 40 ^{1/2}	26	40	13	1.4
	50	42	45 - 58	44	38	84 - 103	66	18	1.2	1.3
VTM2	19 ^{1/2}	16 ^{1/2}	17 ^{3/4} - 22 ^{3/4}	17 ^{1/2}	19	37 - 44 ^{1/2}	26	42	13	1.5
	50	42	45 - 58	44	48	94 - 113	66	19	1.2	1.4
VTM3	19 ^{1/2}	16 ^{1/2}	17 ^{3/4} - 22 ^{3/4}	17 ^{1/2}	23	41 - 48 ^{1/2}	26	44	16	1.6
	50	42	45 - 58	44	58	104 - 123	66	20	1.5	1.5
VTM4	19 ^{1/2}	16 ^{1/2}	17 ^{3/4} - 22 ^{3/4}	17 ^{1/2}	27	45 - 52 ^{1/2}	26	46	19	1.7
	50	42	45 - 58	44	69	114 - 133	66	20.9	1.8	1.6
VTMM	19 ^{1/2}	18	17 ^{3/4} - 22 ^{3/4}	18	24 ^{1/2}	42 ^{1/4} - 47 ^{1/4}	26	36	16	1.0
	50	46	45 - 58	46	62	107 - 120	66	16.3	1.5	0.9
VTM1-DSN	19 ^{1/2}	18 ^{1/2}	24 ^{1/4} - 34 ^{1/4}	17 ^{1/2}	15	37 ^{3/4} - 51 ^{1/4}	26	47	19	1.4
	50	47	62 - 88	44	38	96 - 130	66	21.3	1.8	1.3
VTM2-DSN	19 ^{1/2}	18 ^{1/2}	24 ^{1/4} - 34 ^{1/4}	17 ^{1/2}	19	41 ^{3/4} - 55 ^{1/4}	26	49	19	1.5
	50	47	62 - 88	44	48	106 - 130	66	22.2	1.8	1.4
VTM2T	19 ^{1/2}	19	18 ^{1/2}	17 ^{1/2}	19	36 ^{1/2}	26	34	16	1.5
	50	48	47	44	48	92	66	15.4	1.5	1.4
VTM2P/R	19 ^{1/2}	19	18 ^{1/2}	17 ^{1/2}	19	36 ^{1/2}	26	32	16	1.5
	50	48	47	44	48	92	66	14.5	1.5	1.4

Imperial system

Metric system

Xylo

Perfect for a wide range of uses, Xylo chairs and stools are practical, sturdy and contemporary. Available with three different backrest shapes, Xylo is made of moulded plywood on a chrome plated tubular metal base. Choose between a wooden natural or stained finish or select one of many laminated or veneer options.



Collection

Multi-purpose

Lounge and
Waiting Room

A

R



1741



1742



1743



1751



1752



1753



1761



1762



1763



1781



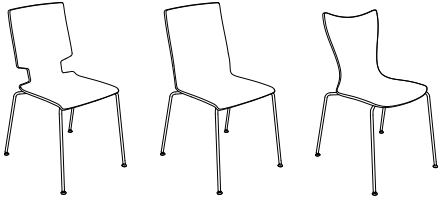
1782



1783


1741 / 1742 / 1743

500



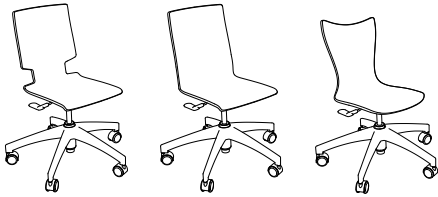
1751 / 1752 / 1753

550




1761 / 1762 / 1763

	A	B	C	D	E	LEATHER
H	600	620	640	660	680	780

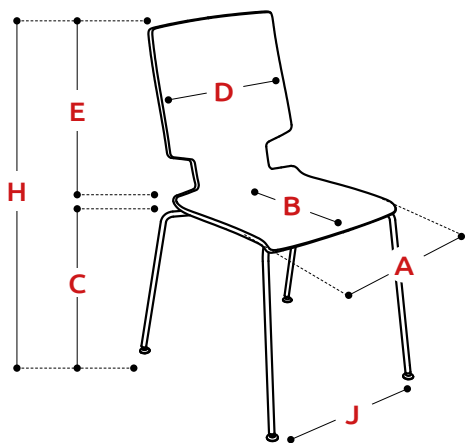


1781 / 1782 / 1783

650



Mechanism									
H	Swivel, tilt and locking, seat height adjustment.								
Gas lift									
GA07	5" range								Standard
Frames									
Z	Polished chrome								Standard
Z-HD	Polished chrome, heavy duty (1741/1742/1743)								60
X	Special finish								On request
Bases									
N2	Black nylon								Standard
A6	Polished aluminium								100
Glides									
GL07	Black plastic (1741/1742/1743/1781/1782/1783)								Standard
GL17	Pivoting white nylon (1741/1742/1743/1781/1782/1783) (4 glides per chair)								20
GL55	Translucent plastic with felt (1751/1752/1753) (4 glides per chair)								20
Casters									
70	For carpet								Standard
7N	For hard floors								30
Trolley									
XY20	Trolley with capacity for 10 chairs (without upholstered seat)								550
Upholstery		A	COM B	C	D	E	LEATHER	COM	
R1	Seat	80	90	100	110	120	200	0.8	
Cut pattern									
CP	Custom cut pattern								On request
Finishes									
EN	Natural maple								Standard
HN	Natural beech								-
ET	Stained maple : 25 chairs minimum								80
S	Laminated (standard products) : 25 chairs minimum								120
P	Veneer (standard products) : 25 chairs minimum								240



Measures	A	B	C	D	E	H	J	Weight	Volume
1741 / 1742 / 1743	16	17 ^{1/2}	17 ^{1/2}	15	17 ^{1/2}	34	20	16	13
	41	44	44	38	44	86	51	7.3	1.2
1751 / 1752 / 1753	16	17 ^{1/2}	17 ^{1/2}	15	17 ^{1/2}	34	20	16	13
	41	44	44	38	44	86	51	7.3	1.2
1761 / 1762 / 1763	16	17 ^{1/2}	15 - 20 ^{1/2}	15	17 ^{1/2}	31 ^{1/2} - 36 ^{1/2}	26	16	13
	41	44	38 - 52	38	44	80 - 93	66	7.3	1.2
1781 / 1782 / 1783	14 ^{1/2}	17 ^{1/2}	29 ^{1/2}	13 ^{1/2}	12	40 ^{1/2}	18	16	16
	37	44	75	34	30	103	46	7.3	1.5

Imperial system

Metric system

Zome

No matter how late you finish at the office, Zome chairs continue to deliver ergonomic support and a soft comfort. The seat and backrest are fully covered with memory foam to distribute weight perfectly without any pressure points.



Collection

Ergonomic

Executive

Conference

Stool

E

D

C

T



8001

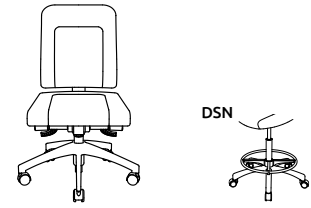


8002



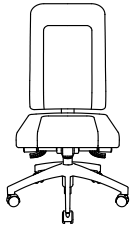
8001-DSN

8001



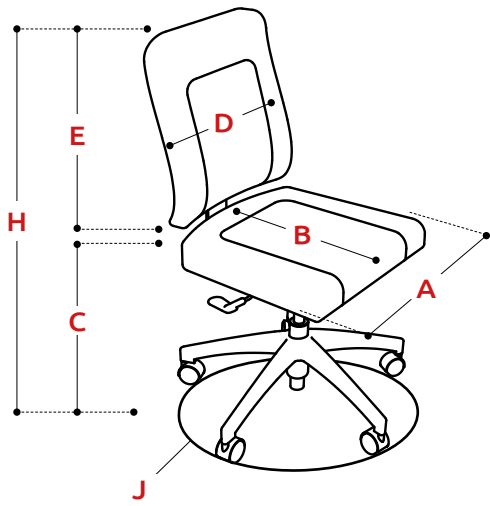
	A	COM B	C	D	E	LEATHER
H	860	885	910	935	960	1260
MF	970	995	1020	1045	1070	1370
MFE	1010	1035	1060	1085	1110	1410
SS	1010	1035	1060	1085	1110	1410
SSE	1050	1075	1100	1125	1150	1450
SYE	990	1015	1040	1065	1090	1390
DSN	1060	1085	1110	1135	1160	1460

8002



	A	COM B	C	D	E	LEATHER
H	900	925	950	975	1000	1300
MF	1010	1035	1060	1085	1110	1410
MFE	1050	1075	1100	1125	1150	1450
SS	1050	1075	1100	1125	1150	1450
SSE	1090	1115	1140	1165	1190	1490
SYE	1030	1055	1080	1105	1130	1430

Mechanisms			
H		Swivel, tilt and locking, seat height adjustment.	
MF		Swivel, tilt and locking, adjustment of seat front tilt, backrest angle, seat and backrest height.	
MFE		Swivel, tilt and locking, adjustment of seat front tilt, backrest angle, seat and backrest height (ratchet).	
SS		Swivel, tilt and locking, backrest angle adjustment, seat and backrest height adjustment, seat slider (21/4").	
SSE		Swivel, tilt and locking, backrest angle adjustment, seat and backrest height adjustment (ratchet), seat slider (21/4").	
SYE		Swivel, synchro-tilt (2:1), locks in 4 positions, seat and backrest height adjustment (ratchet), seat slider (21/4").	
DSN		Swivel, seat and backrest angle and height adjustment, footring.	
Gas lifts			
GA01	5" range		Standard
GA14	4" range, decreases the chair height by 1" at its lowest		-
Armrests			
Fixed	CN	Fixed, elliptical shape, with black polyurethane pads.	150
Adjustable	89	Adjustable in width and height, with black polyurethane pads adjustable in width and depth and pivot 30°.	180
	99	Adjustable in width and in height with a numeric wheel, with black visco foam pads adjustable in width and in depth.	300
Bases			
N2	Black nylon		Standard
A6	Polished aluminium		100
Casters			
70	For carpet		Standard
7N	For hard floors		30
Upholstery			
AD	Upholstered seat and backrest with different colours		40



Measures	A	B	C	D	E	H	J	Weight	Volume	COM
8001	20	18	17 ^{1/2} - 22 ^{1/2}	17	18 ^{1/2}	36 - 43	26	46	13	1.4
	51	46	44 - 57	43	47	91 - 109	66	20.9	1.2	1.3
8002	20	18	17 ^{1/2} - 22 ^{1/2}	17	24	41 ^{1/2} - 48 ^{1/2}	26	50	13	1.6
	51	46	44 - 57	43	61	105 - 123	66	22.7	1.2	1.5
8001-DSN	20	18	24 - 34	17	18 ^{1/2}	43 - 53	26	40	16	1.4
	51	46	61 - 86	43	47	109 - 135	66	18	1.5	1.3

Imperial system

Metric system



Lounge and v

waiting area



Admix

The Admix line offers all the versatility of a truly modular system. Combine armchairs, loveseats and sofas with matching benches and tables to create the perfect arrangement for your space.



Collection

Lounge and
Waiting Room
R




6021



6001




6022



6002



6023



6003



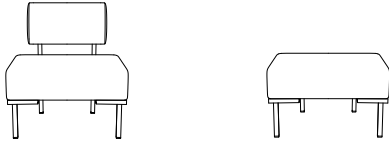
6001 T



6002 T

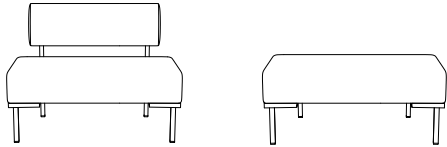
6021 / 6001

	A	COM B	C	D	E	LEATHER
6001	1000	1020	1040	1060	1080	1300
6021	1260	1290	1320	1350	1380	1660



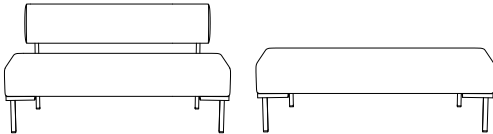
6022 / 6002

	A	COM B	C	D	E	LEATHER
6002	1200	1230	1260	1290	1320	1700
6022	1600	1650	1700	1750	1800	2300



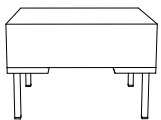
6023 / 6003

	A	COM B	C	D	E	LEATHER
6003	1400	1440	1480	1520	1560	2200
6023	2000	2070	2140	2210	2280	3000




6001 T



6001T 1100

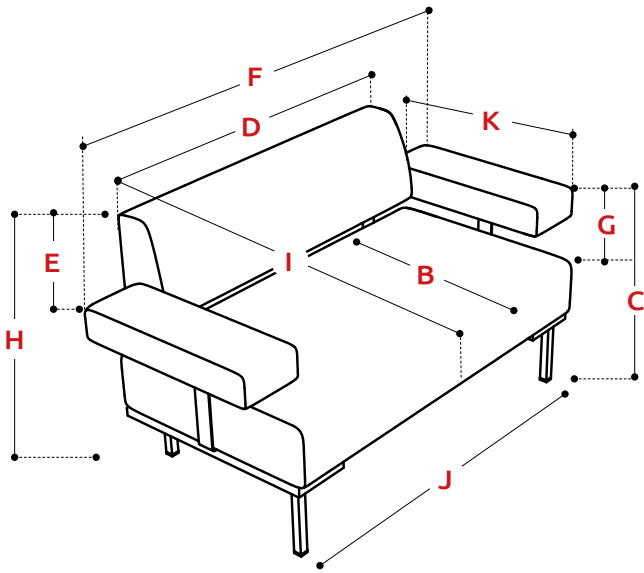


6002 T

6002T 1500



Armrests			A	B	C	D	E	LEATHER	COM
ACD	Right armrest		170	180	190	200	210	360	0.4
ACG	Left armrest		170	180	190	200	210	360	0.4
Glides									
GL09	Black plastic								Standard
GL9A	Adjustable metallic glides								16
GL90	White nylon, covering adjustable metallic glides								20
Bases									
G	Metallic silver paint								Standard
N	Black paint								-
Z	Polished chrome								140
Ganging device									
J	Metallic silver paint								30
Tabletop finishes									
E	Maple laminate								Standard
X	Laminate colour on request								On request



Measures	B	C	D	E	F	G	H	I	J	K	Weight	Volume	COM
6021	21	17	21	11	36	6 ^{1/2}	31	29	28	8	50	22	1.9
	54	43	54	28	91	17	79	74	71	20	22.7	2	1.7
6022	21	17	42	11	57	6 ^{1/2}	31	29	49	8	70	34	2.8
	54	43	107	28	145	17	79	74	124	20	31.8	3.2	2.6
6023	21	17	63	11	78	6 ^{1/2}	31	29	70	8	90	46	5
	54	43	160	28	198	17	79	74	178	20	40.8	4.3	4.6
6001	---	17	---	---	---	6 ^{1/2}	17	26	28	9 ^{1/2}	40	22	1.7
	---	43	---	---	---	17	43	66	71	24	18	2	1.6
6002	---	17	---	---	---	6 ^{1/2}	17	26	49	9 ^{1/2}	55	46	1.7
	---	43	---	---	---	17	43	66	124	24	25	4.3	1.6
6003	---	17	---	---	---	6 ^{1/2}	17	26	70	9 ^{1/2}	70	34	2.8
	---	43	---	---	---	17	43	66	178	24	31.8	3.2	2.6
6001 T	---	17	---	---	---	---	17	25 ^{1/2}	25 ^{1/2}	---	14	22	---
	---	43	---	---	---	---	43	65	65	---	6.4	2	---
6002 T	---	17	---	---	---	---	17	25 ^{1/2}	46 ^{1/2}	---	23	34	---
	---	43	---	---	---	---	43	65	118	---	10.4	3.2	---

Imperial system

Metric system

Evolution

Inspired by the extravagance of post-modernism, the Evolution collection showcases fluidly shaped armchairs and curved lines promoting comfort and aesthetics. Offering a mix of styles from the feminist period and influenced by current trends, the collection offers a variety of models that will revive the work and collaborative spaces.



Collection

Conference

Multi-purpose

Lounge and waiting room

C

A

R



Rosa
EVRC



Malala
EVMC



Simone
EVSC



Frida
EVFC




Frida
EVFE




Frida
EVFP

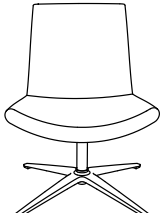
ROSA		A	B	C	D	COM E	LEATHER
		EVRC	1550	1600	1650	1700	1750



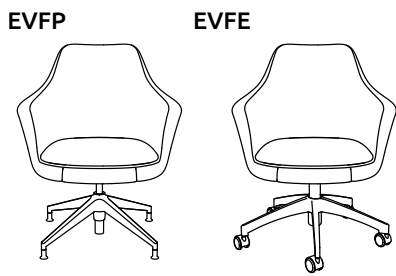
MALALA		A	B	C	D	COM E	LEATHER
		EVMC	1450	1500	1550	1600	1650



SIMONE		A	B	C	D	COM E	LEATHER
		EVSC	1250	1300	1350	1400	1450

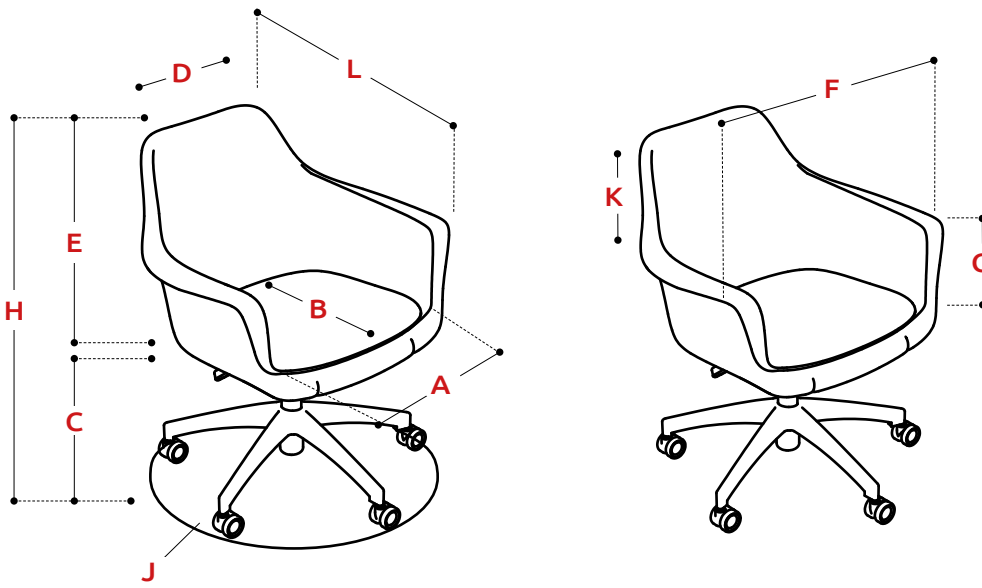


FRIDA		A	B	C	D	COM E	LEATHER
		EVFC	1350	1400	1450	1500	1550
EVFP-LA	1500	1550	1600	1650	1700	2500	
EVFP-LF	1400	1450	1500	1550	1600	2400	
EVFE-LA	1450	1500	1550	1600	1650	2450	
EVFE-LF	1350	1400	1450	1500	1550	2350	



*COM: minimum of 10 chairs per model
 Note: Given the complexity of the upholstery process of the models, the selection of fabric is subject to prior approval

Mechanisms		
LF	Swivel	
LA	Swivel, tilt, seat height adjustment, in polished aluminum (EVFP, EVFE)	
Gas lifts		
GA17Z	Fixed height, chrome (EVMC, EVSC, EVFC, EVFE)	Standard
GA13Z	Auto-return, fixed height, chrome (EVMC, EVSC, EVFC)	50
GA16Z	4" range, chrome (EVFE)	Standard
GA18Z	4" range, chrome (EVFP)	Standard
GA19Z	Fixed height, chrome (EVFP)	-
Bases		
A9	Cross in polished aluminum (EVRC, EVMC, EVSC, EVFC)	Standard
A8	Pyramid in polished aluminum (EVFP)	Standard
A6	Star in polished aluminum (EVFE)	Standard
Casters		
70	For carpet (EVFE)	Standard
7N	For hard floors (EVFE)	30
25	For carpet, with chrome detail (60 mm)	10
Upholstery		
AD	Combination of two colors from the same pattern (Higher grade price applies)	100



Measures	A	B	C	D	E	F	G	H	J	K	L	Weight	Volume	COM
EVRC	20	20	15 ^{1/2}	20	27	36	---	37	33	8	34	41	27	3.5
	51	51	39	51	69	91	---	94	84	20	86	18.6	2.5	3.2
EVMC	19	20	18	20	18	29	---	32 ^{1/2}	33	---	28 ^{1/2}	31	16	3
	48	51	46	51	46	69	---	82	84	---	72	14	1.5	2.7
EVSC	20	19 ^{1/2}	16 ^{1/2}	17 ^{1/2}	18	27	---	32 ^{1/2}	33	---	27	28	14	1.75
	51	50	42	44	46	69	---	82	84	---	68.6	12.7	1.3	1.6
EVFC	20	20 ^{1/2}	19	13	15	28 ^{1/2}	7	32	33	3	25	33	14	3
	51	52	48	33	38	72	18	81	84	8	64	15	1.3	2.7
EVFP	20	20 ^{1/2}	17 ^{3/4} - 21 ^{1/2}	13	15	28 ^{1/2}	7	17 ^{3/4} - 21 ^{1/2}	20	3	25	33	13	3
	51	52	45 - 55	33	38	72	18	45 - 55	51	8	64	15	1.2	2.7
EVFE	20	20 ^{1/2}	17 ^{1/2} - 21	13	15	28 ^{1/2}	7	29 - 34	26	3	25	33	14	3
	51	52	44 - 53	33	38	72	18	74 - 86	66	8	64	15	1.3	2.7

Imperial system

Metric system

Loop

The Loop series of armchairs makes any small space fresh and inviting. As with every Bouty product, Loop armchairs are available in a wide range of exciting colours.



Collection

Multi-purpose

Lounge and waiting room

A

L



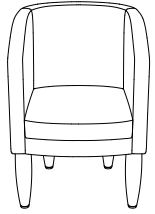
01

01

COM

A B C D E LEATHER

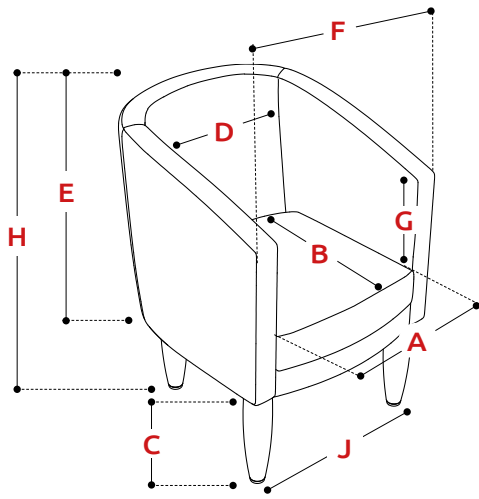
Loop 1400 1450 1500 1550 1600 2000



Loop

Legs

E	Natural maple	Standard
X	Colour stained maple on request	70




Measures	A	B	C	D	E	F	G	H	J	Weight	Volume	COM
01	18	18	17	16	16	23	10	31 ^{1/2}	18	50	12	2.8
	46	46	43	41	41	58	25	80	46	22.7	1.1	2.6

Imperial system

Metric system

Organic

Organic is a modular, convertible and adaptable open space system and communication tool. Its five modules of seating and tables can be expanded or contracted to adopt any configuration and provide spaces for employees to meet, link, think, relax and contribute to corporate success in totally different ways.



Collection

Multi-purpose

Lounge and waiting room

A

R



ORB1



ORB2



ORB3



ORB4



ORB5



ORT1



ORT2



ORT3



ORD4



ORD5



ORB1-R



ORB2-R



ORB3-R



ORB4-R



ORB5-R



ORT1-R



ORT2-R



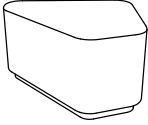
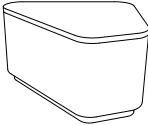
ORT3-R






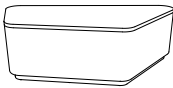
ORD4-R


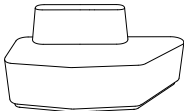




ORD5-R

ORB1	COM					
	A	B	C	D	E	
 	ORB1	1200	1230	1260	1290	1320
	ORT1	1540	1570	1600	1630	1660

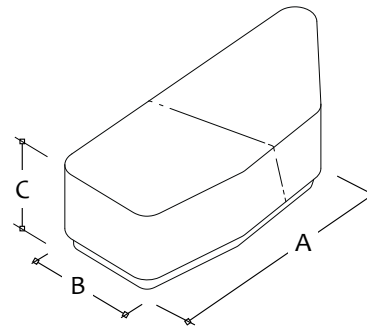
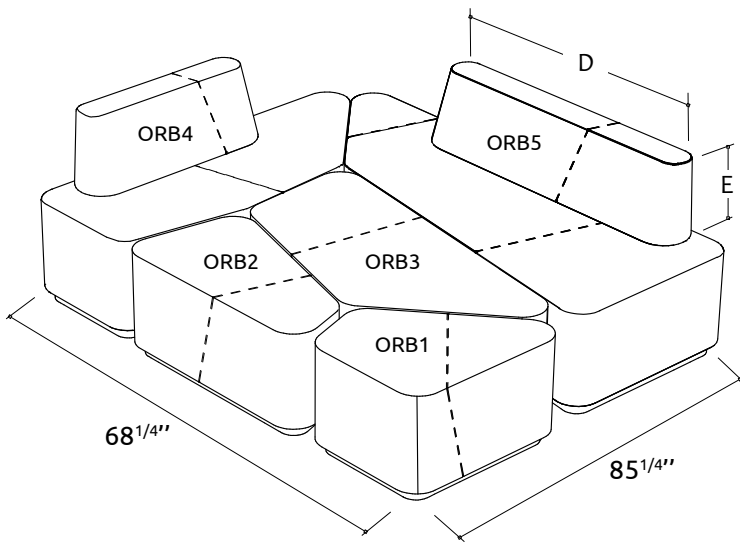
ORB2	COM					
	A	B	C	D	E	
 	ORB2	1200	1240	1280	1320	1360
	ORT2	1540	1580	1620	1660	1700

ORB3	COM					
	A	B	C	D	E	
 	ORB3	1550	1600	1650	1700	1750
	ORT3	1900	1950	2000	2050	2100

ORB4	COM					
	A	B	C	D	E	
 	ORB4	1900	1960	2020	2080	2140
	ORD4	2420	2490	2560	2630	2700

ORB5	COM					
	A	B	C	D	E	
 	ORB5	2500	2570	2640	2710	2780
	ORD5	3120	3200	3280	3360	3440

Conectivity module		
CS120G	1 Power outlet and 2 USB-A outlets, metallic silver paint, 10' power cord, installed on the side 8" from the ground or top (tables only).	600
Symmetrical modules		
R	Symetrical versions of each model.	-
Upholstery		
AD	Upholstered seat and backrest with different colours.	70
Tabletop finishes		
TN	5/8" particle board with black high pressure laminate top and T-Molding edge.	Standard
VN	5/8" birch plywood with black high pressure laminate and clear varnish edge.	400
VX	5/8" birch plywood with custom colour high pressure laminate and clear varnish edge.	600



ORB1



ORB2



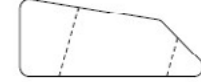
ORB3



ORB4



ORB5



ORB1-R



ORB2-R



ORB3-R



ORB4-R



ORB5-R

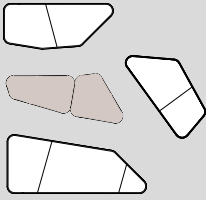


Measures	A	B	C	D	E	Weight	Volume	COM
ORB1/ORT1	25 ^{1/2}	29 ^{1/2}	18	---	---	40/44	13	2.1
	65	75	46	---	---	18.1/20	1.2	1.9
ORB2/ORT2	38 ^{1/4}	21	18	---	---	44/49	16	2.3
	97	53	46	---	---	20/22.2	1.5	2.1
ORB3/ORT3	56 ^{1/2}	26	18	---	---	68/75	21	3.0
	144	66	46	---	---	30.8/34	2	2.7
ORB4	63	26 ^{1/2}	18	---	---	80	23	3.2
	160	67	46	---	---	36.2	2.1	2.9
ORB4	63	26 ^{1/2}	18	35 ^{1/2}	12 ^{1/2}	99	38	4.5
	160	67	46	90	32	45	3.5	4.1
ORB5	80 ^{1/4}	34	18	---	---	115	34	4.2
	204	86	46	---	---	52	3.2	3.8
ORB5	80 ^{1/4}	34	18	53	12 ^{1/2}	141	56	5.5
	204	86	46	135	32	64	5.2	5

Imperial system

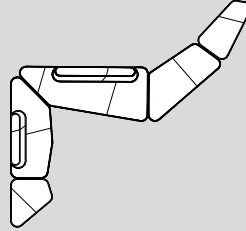
Metric system

COR01



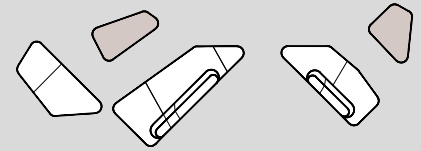
1x ORB5	2500
1x ORB4	1900
1x ORB3	1550
1x ORT2	1540
1x ORT1	1540
<hr/>	
	9030*

COR02



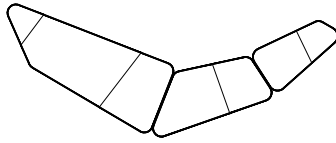
1x ORD5	3120
1x ORD4	2420
1x ORB3	1550
1x ORB2	1200
1x ORB1	1200
<hr/>	
	9490*

COR03



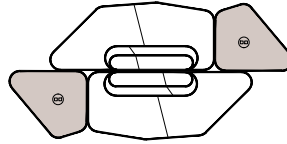
1x ORD5	3120
1x ORD4	2420
1x ORB3	1550
1x ORT2	1540
1x ORT1	1540
<hr/>	
	10170*

COR04



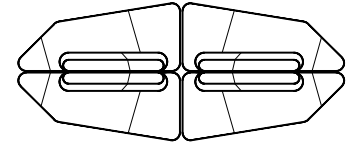
1x ORB5	2500
1x ORB3	1550
1x ORB2	1200
<hr/>	
	5250*

COR05



2x ORD4	4840
2x ORT1-C2	3080
<hr/>	
	7920*

COR06



2x ORD5	4840
2x ORD5-R	3080
<hr/>	
	7920*

COR07



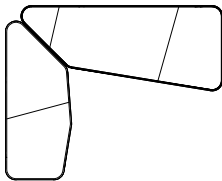
1x ORD5	3120
1x ORD4	2420
1x ORT1-C2	1540
<hr/>	
	7080*

COR08



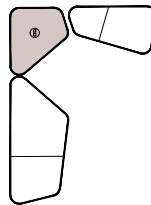
1x ORD5	3120
1x ORD4	2420
1x ORT3-C2	1900
1x ORT1-C2	1540
<hr/>	
	8980*

COR09



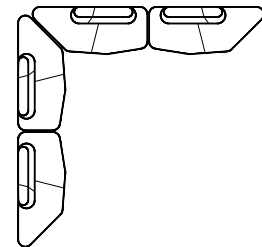
1x ORB5	2500
1x ORB4	1900
<hr/>	
	4400*

COR10



1x ORB3	1550
1x ORB2	1200
1x ORT1-C2	1540
<hr/>	
	4290*

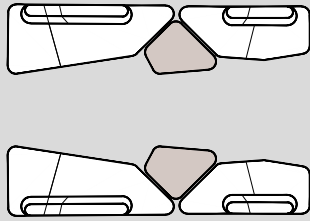
COR11



2x ORD4	4840
2x ORD4-R	4840
<hr/>	
	9680*

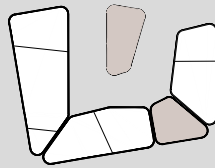
* Price for grade A fabric. Standard tables when applicable.

COR12



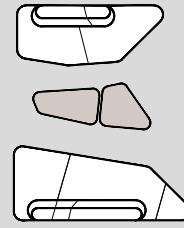
1x ORD5	3120	1x ORD5-R	3120
1x ORD4	2420	1x ORD4-R	2420
1x ORT1	1540	1x ORT1-R	1540
<hr/>			
14160 *			

COR13



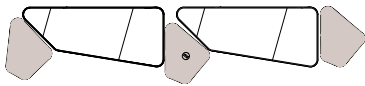
1x ORB5	2500
1x ORB4	1900
1x ORB3	1550
1x ORT2	1540
1x ORT1	1540
<hr/>	
9030 *	

COR14



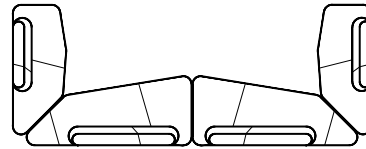
1x ORD5	3120
1x ORD4	2420
1x ORT2	1540
1x ORT1	1540
<hr/>	
8620 *	

COR15



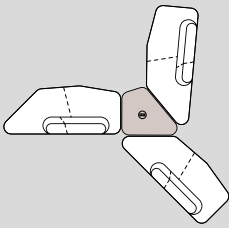
2x ORB5	5000
2x ORT1	1540
1x ORT1-C2	1540
<hr/>	
8080 *	

COR16



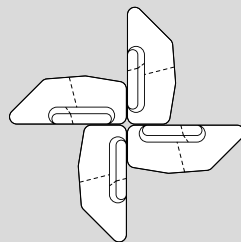
1x ORD5	3120
1x ORD4	2420
1x ORD5-R	3120
1x ORD4-R	2420
<hr/>	
11080 *	

COR17



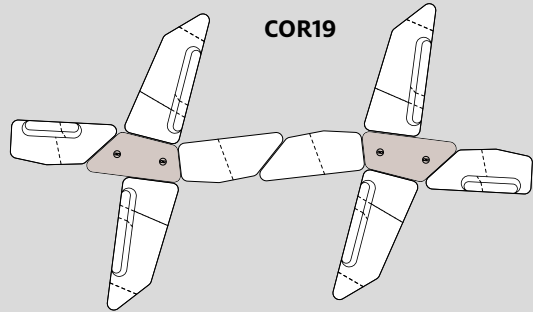
3x ORD4	7260
1x ORT1-C2	1540
<hr/>	
8800 *	

COR18



4x ORD4	9680
<hr/>	
9680 *	

COR19



4x ORD5	12480
2x ORD4	4840
2x ORB4	3800
2x ORT3-2C2	3800
<hr/>	
24290 *	

* Price for grade A fabric. Standard tables when applicable.

Organic Link

Organic Link is the ideal product for places of retreat, informal team meetings and elegant waiting areas. The optional privacy panels offer visual and acoustic protection from the open room. The elements can be combined in a straight line to create a bench of potentially unlimited length.



Collection

Multi-purpose

Lounge and waiting room

A

R



OLBD



OLBC




OLBG



OLDD



OLDC



OLDG



OLPD



OLPC



OLPG



OLPI



OLOC



OLOD



OLOG

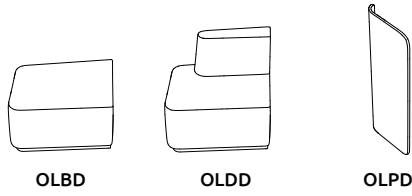


OLTG



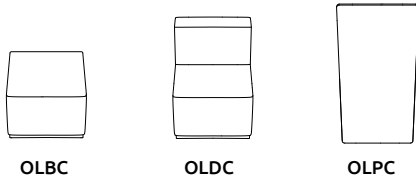
OLTP

RIGHT SECTION



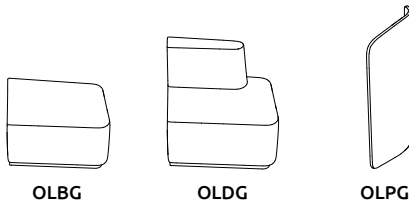
	COM				
	A	B	C	D	E
OLBD	1440	1480	1520	1560	1600
OLDD	2000	2060	2120	2180	2240
OLPD	880	910	940	970	1000

MIDDLE SECTION



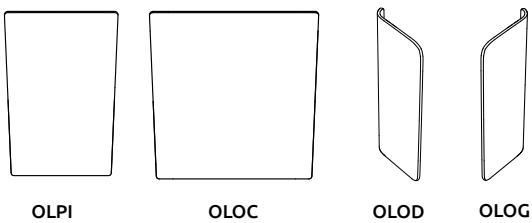
	COM				
	A	B	C	D	E
OLBC	1340	1380	1420	1460	1500
OLDC	1760	1820	1880	1940	2000
OLPC	770	800	830	860	890

LEFT SECTION




	COM				
	A	B	C	D	E
OLBG	1440	1480	1520	1560	1600
OLDG	2000	2060	2120	2180	2240
OLPG	880	910	940	970	1000

PANELS




	A	B	C	D	E
OLPI	880	910	940	970	1000
OLOC	980	1020	1060	1100	1140
OLOD	880	910	940	970	1000
OLOG	880	910	940	970	1000

OLTP



OLTP 970

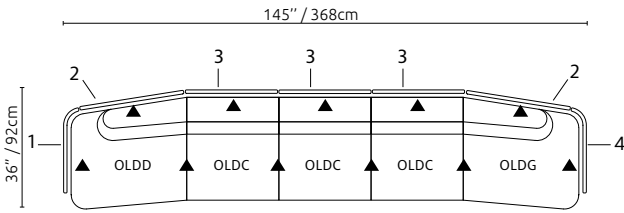
OLTG



OLTG 1140

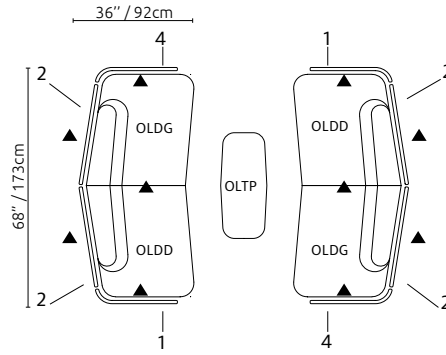
Ganging device		
J	Male-Female kit for each bench-panel assembly	20
Connectivity module		
CS120G	1 Power and 2 USB-A outlets, metallic silver paint, 12' power cord, installed on the side 8" from the ground.	600
Upholstery		
AD	Upholstered seat and backrest with different colours.	70
Tabletop finishes		
TN	5/8" particle board with black high pressure laminate top and T-Molding edge.	Standard
VX	5/8" birch plywood with custom colour high pressure laminate (standard products) and clear varnish edge.	400
HN	5/8" phenolic resin with black high pressure laminate top.	400
HG	5/8" phenolic resin with grey high pressure laminate top.	400
HW	5/8" phenolic resin with white high pressure laminate top.	400

COL1



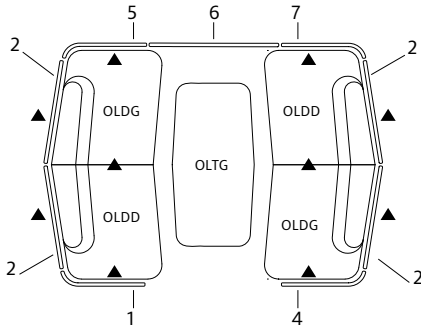
BENCHES	CODE		QUANTITY	PRICE	TOTAL PRICE
	OLDD		1	2000	2000
	OLDC		3	1760	5280
	OLDD		1	2000	2000
PANELS	No.	CODE	QUANTITY	PRICE	TOTAL PRICE
	1	OLPD	1	880	880
	2	OLPI	2	880	1760
	3	OLPC	3	770	2310
4	OLPG	1	880	880	
Ganging kit ▲		J	11	20	220
					15330*

COL2



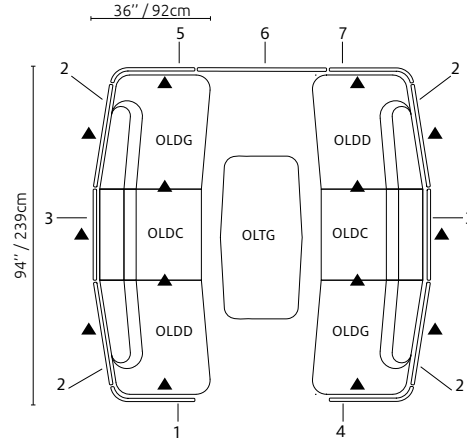
BENCHES	CODE		QUANTITY	PRICE	TOTAL PRICE
	OLDD		2	2000	4000
	OLDD		2	2000	4000
	OLTP		1	970	970
PANELS	No.	CODE	QUANTITY	PRICE	TOTAL PRICE
	1	OLPD	2	770	1540
	2	OLPI	4	770	3080
	4	OLPG	2	770	1540
Ganging kit ▲		J	10	12	120
					16210*

COL3



BENCHES	CODE		QUANTITY	PRICE	TOTAL PRICE
	OLDD		2	2000	4000
	OLDD		2	2000	4000
	OLTP		1	1140	1140
PANELS	No.	CODE	QUANTITY	PRICE	TOTAL PRICE
	1	OLPD	1	880	880
	2	OLPI	4	880	3520
	4	OLPG	1	880	880
	5	OLOG	1	880	880
	6	OLOC	1	980	980
	7	OLOD	1	880	880
Ganging kit ▲		J	10	20	200
					17360*

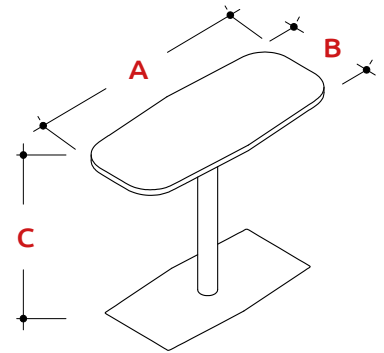
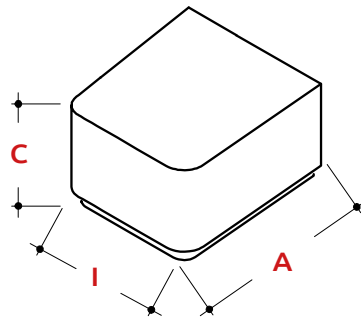
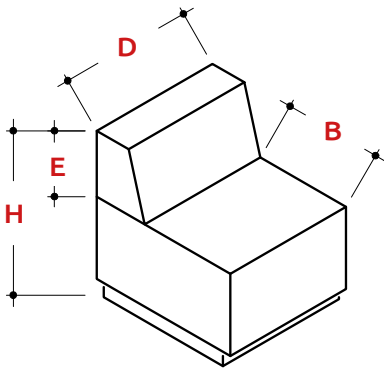
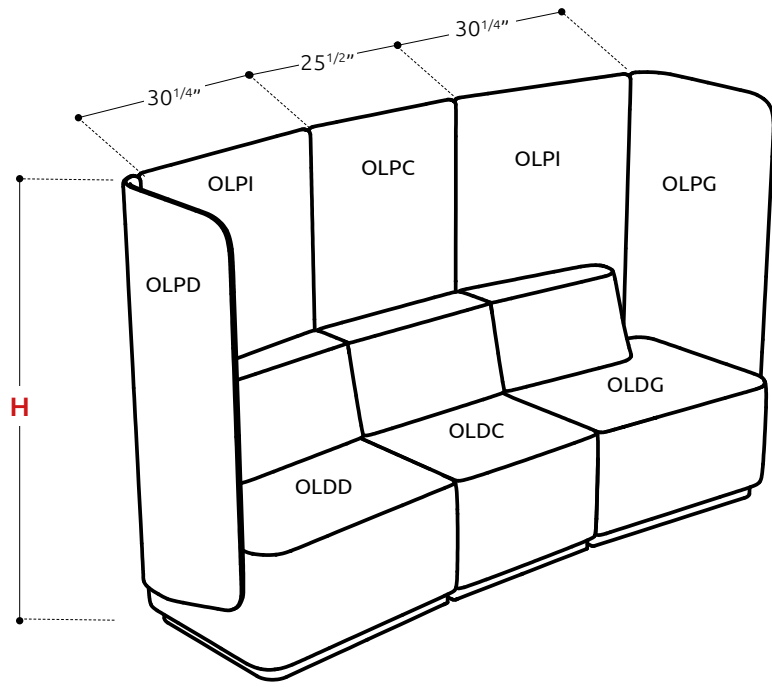
COL4



BENCHES	CODE		QUANTITY	PRICE	TOTAL PRICE
	OLDD		2	2000	4000
	OLDD		2	2000	4000
	OLTP		1	1140	1140
PANELS	No.	CODE	QUANTITY	PRICE	TOTAL PRICE
	1	OLPD	1	880	880
	2	OLPI	4	880	3520
	3	OLPC	2	770	1540
	4	OLPG	1	880	880
	5	OLOG	1	880	880
	6	OLOC	1	980	980
7	OLOD	1	880	880	
Ganging kit ▲		J	14	12	168
					22500*

* Price for grade A fabric. Standard tables when applicable.

Organic Link



Measures	A	B	C	D	E	H	I	Weight	Volume	COM
OLBD	33	32	18	---	---	---	32	61	15	3.0
	84	81	46	---	---	---	81	27.7	1.4	2.7
OLBC	25 ^{1/2}	32	18	---	---	---	32	53	15	2.6
		81	46	---	---	---	81	24	1.4	2.4
OLBG	33	32	18	---	---	---	32	61	15	3.0
	84	81	46	---	---	---	81	27.7	1.4	2.7
OLDD	33	19	18	29	12 ^{1/2}	30	32	80	24	4.4
	84	48	46	74	32	76	81	36.3	2.2	4
OLDC	25 ^{1/2}	19	18	25 ^{1/2}	12 ^{1/2}	30	32	69	24	3.8
	65	48	46	65	32	76	81	31.3	2.2	3.5
OLDG	33	19	18	29	12 ^{1/2}	30	32	80	24	4.4
	84	48	46	74	32	76	81	36.3	2.2	4
OLTP	31 ^{1/2}	13 ^{3/4}	24 ^{1/4}	---	---	---	---	65	8	---
	80	35	62	---	---	---	---	29.5	0.7	---
OLTG	47 ^{1/4}	23 ^{3/4}	24 ^{1/4}	---	---	---	---	97	20	---
	120	60	62	---	---	---	---	44	1.9	---
OLPD	29 ^{1/4}	2	---	---	---	---	---	24	2	2.0
	74	5	---	---	---	---	---	10.9	0.2	1.8
OLPC	25 ^{1/2}	2	---	---	---	---	---	22	2	2.0
	65	5	---	---	---	---	---	10	0.2	1.8
OLPG	29 ^{1/4}	2	---	---	---	---	---	24	2	2.0
	74	5	---	---	---	---	---	10.9	0.2	1.8
OLPI	30 ^{1/4}	2	---	---	---	---	---	25	2	2.0
	77	5	---	---	---	---	---	11.3	0.2	1.8
OLOD	27	2	---	---	---	---	---	23	2	2.0
	69	5	---	---	---	---	---	10.4	0.2	1.8
OLOC	38	2	---	---	---	---	---	32	2	2.0
	97	5	---	---	---	---	---	14.5	0.2	1.8
OLOG	27	2	---	---	---	---	---	32	2	2.0
	69	5	---	---	---	---	---	14.5	0.2	1.8

Imperial system

Metric system

Pouf

Our footrests collection can be used as an additional seating or as a tray-topped accent piece, for your space. Available in a wide range of fabrics or leathers, our Pouf series offers the perfect combination of style and function.



Collection

Multi-purpose

Lounge and waiting room

A

R



1575



1575R



1585



1585R



1510



1510R



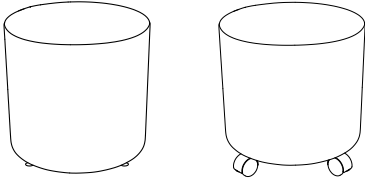
1520



1520R

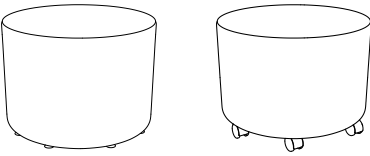
1575

	A	<small>COM</small> B	C	D	E
1575 / 1575R	400	420	440	460	480



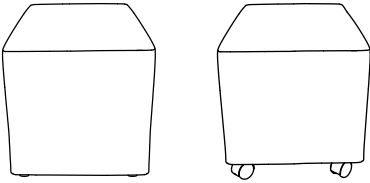
1585

	A	<small>COM</small> B	C	D	E
1585 / 1585R	500	520	540	560	580



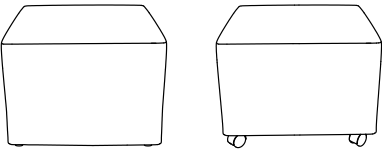
1510

	A	<small>COM</small> B	C	D	E
1510 / 1510R	430	450	470	490	510

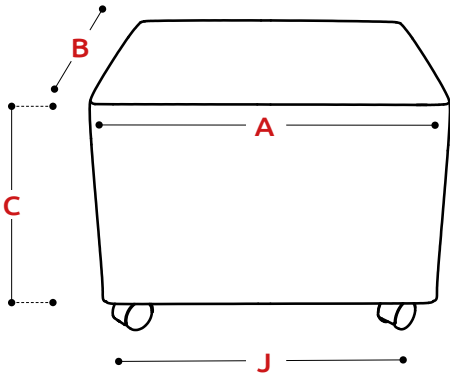


1520

	A	<small>COM</small> B	C	D	E
1520 / 1520R	570	590	610	630	650



Glides		
GL13	Metal	-
Casters		
8N	For carpet	-
Handle		
P	Sewn handle on the side	40
Upholstery		
AD	Combination of two colors from the same pattern	50



Measures	A	B	C	J	Weight	Volume	COM
1510 / R	17	17	18	14	12	6	1.3
	43	43	46	36	5.4	0.6	1.2
1520 / R	24	24	18	21	24	8	2.0
	61	61	46	53	10.9	0.7	1.8
1575 / R	17	17	18	14	12	6	1.3
	43	43	46	36	5.4	0.6	1.2
1585 / R	24	24	18	21	24	8	2.0
	61	61	46	53	1.9	0.7	1.8

Imperial system

Metric system

Stylus

Light and solid construction, our brand new collection of Stylus tables is characterized not only by its many options, but also by the maintenance of an elegant ultra functional classic style that allows it to easily adapt to any space, whether residential, commercial or office.



Collection

Appoint
A

Rencontre
R

Round



Round

Square



Round

Lotus



Lotus

Square



Square

Lotus



Lotus

Rectangular



Round

Rectangular



Square

Note: Tables sold not assembled

Round Round base	Lotus Lotus base	Lotus Round base	A	B	C	Weight	Price
SYR-15R-20	SYL-15L-20	SYL-15R-20	20	20	15	50	700
			51	51	38	22.7	
SYR-15R-24	SYL-15L-24	SYL-15R-24	24	24	15	55	750
			61	61	38	25	
SYR-15R-30	SYL-15L-30	SYL-15R-30	30	30	15	74	800
			76	76	38	33.6	
SYR-15R-36	SYL-15L-36	SYL-15R-36	36	36	15	82	910
			91	91	38	37.2	
SYR-19R-20	SYL-19L-20	SYL-19R-20	20	20	19	53	710
			51	51	48	24	
SYR-19R-24	SYL-19L-24	SYL-19R-24	24	24	19	57	760
			61	61	48	25.9	
SYR-19R-30	SYL-19L-30	SYL-19R-30	30	30	19	75	810
			76	76	48	34	
SYR-19R-36	SYL-19L-36	SYL-19R-36	36	36	19	83	920
			91	91	48	37.6	
SYR-26R-20	SYL-26L-20	SYL-26R-20	20	20	26	55	720
			51	51	66	25	
SYR-26R-24	SYL-26L-24	SYL-26R-24	24	24	26	59	770
			61	61	66	26.8	
SYR-26R-30	SYL-26L-30	SYL-26R-30	30	30	26	78	820
			76	76	66	35.4	
SYR-29R-20	SYL-29L-20	SYL-29R-20	20	20	29	56	730
			51	51	74	25,4	
SYR-29R-24	SYL-29L-24	SYL-29R-24	24	24	29	60	780
			61	61	74	27.2	
SYR-29R-30	SYL-29L-30	SYL-29R-30	30	30	29	79	830
			76	76	74	35.8	
SYR-29R-36	SYL-29L-36	SYL-29R-36	36	36	29	87	940
			91	91	74	39.5	
SYR-36R-20	SYL-36L-20	SYL-36R-20	20	20	36	59	740
			51	51	91	26.8	
SYR-36R-24	SYL-36L-24	SYL-36R-24	24	24	36	62	790
			61	61	91	28.1	
SYR-36R-30	SYL-36L-30	SYL-36R-30	30	30	36	81	840
			76	76	91	36.7	
SYR-42R-20	SYL-42L-20	SYL-42R-20	20	20	42	71	750
			51	51	107	32.2	
SYR-42R-24	SYL-42L-24	SYL-42R-24	24	24	42	64	800
			61	61	107	29	
SYR-42R-30	SYL-42L-30	SYL-42R-30	30	30	42	83	850
			76	76	107	37.6	

Note: Tables sold not assembled

Square Square base	Square Round base	A	B	C	Weight	Price
SYC-15C-20	SYC-15R-20	20	20	15	62	700
		51	51	38	28.1	
SYC-15C-24	SYC-15R-24	24	24	15	67	705
		61	61	38	30.4	
SYC-15C-30	SYC-15R-30	30	30	15	90	755
		76	76	38	40.9	
SYC-15C-36	SYC-15R-36	36	36	15	100	865
		91	91	38	45.4	
SYC-19C-20	SYC-19R-20	20	20	19	63	710
		51	51	48	28.6	
SYC-19C-24	SYC-19R-24	24	24	19	68	715
		61	61	48	30.8	
SYC-19C-30	SYC-19R-30	30	30	19	91	765
		76	76	48	41.3	
SYC-19C-36	SYC-19R-36	36	36	19	101	875
		91	91	48	45.8	
SYC-26C-20	SYC-26R-20	20	20	26	66	720
		51	51	66	30	
SYC-26C-24	SYC-26R-24	24	24	26	70	725
		61	61	66	31.8	
SYC-26C-30	SYC-26R-30	30	30	26	94	775
		76	76	66	42.6	
SYC-29C-20	SYC-29R-20	20	20	29	67	730
		51	51	74	30.4	
SYC-29C-24	SYC-29R-24	24	24	29	71	735
		61	61	74	32.2	
SYC-29C-30	SYC-29R-30	30	30	29	95	785
		76	76	74	43	
SYC-29C-36	SYC-29R-36	36	36	29	104	895
		91	91	74	47.2	
SYC-36C-20	SYC-36R-20	20	20	36	69	740
		51	51	91	31.3	
SYC-36C-24	SYC-36R-24	24	24	36	74	745
		61	61	91	33.6	
SYC-36C-30	SYC-36R-30	30	30	36	97	795
		76	76	91	44	
SYC-42C-20	SYC-42R-20	20	20	42	71	750
		51	51	107	32.2	
SYC-42C-24	SYC-42R-24	24	24	42	75	755
		61	61	107	34	
SYC-42C-30	SYC-42R-30	30	30	42	99	805
		76	76	107	45	

Note: Tables sold not assembled

Rectangular Round base	Rectangular Square base	A	B	C	Weight	Price
SYD-29R-2448	SYD-29C-2448	24	48	29	142	1150
		61	122	74	64.4	
SYD-29R-3048	SYD-29C-3048	30	48	29	150	1200
		76	122	74	68	
SYD-29R-3060	SYD-29C-3060	30	60	29	189	1250
		76	152	74	85.7	
SYD-29R-3072	SYD-29C-3072	30	72	29	198	1300
		76	183	74	89.8	
SYD-29R-3084	SYD-29C-3084	30	84	29	207	1350
		76	213	74	93.9	
SYD-29R-3096	SYD-29C-3096	30	96	29	216	1450
		76	244	74	98	
SYD-29R-3648	SYD-29C-3648	36	48	29	157	1250
		91	122	74	71.2	
SYD-29R-3660	SYD-29C-3660	36	60	29	198	1300
		91	152	74	89.8	
SYD-29R-3672	SYD-29C-3672	36	72	29	209	1350
		91	183	74	94.8	
SYD-29R-3684	SYD-29C-3684	36	84	29	220	1400
		91	213	74	99.8	
SYD-29R-3696	SYD-29C-3696	36	96	29	230	1450
		91	244	74	104,3	
SYD-36R-2448	SYD-36C-2448	24	48	36	147	1180
		61	122	91	66.7	
SYD-36R-3048	SYD-36C-3048	30	48	36	154	1230
		76	122	91	69.8	
SYD-36R-3060	SYD-36C-3060	30	60	36	194	1280
		76	152	91	88	
SYD-36R-3072	SYD-36C-3072	30	72	36	203	1330
		76	183	91	92	
SYD-36R-3084	SYD-36C-3084	30	84	36	212	1380
		76	213	91	96.2	
SYD-36R-3096	SYD-36C-3096	30	96	36	221	1480
		76	244	91	100.2	
SYD-42R-2448	SYD-42C-2448	24	48	42	151	1210
		61	122	107	68.5	
SYD-42R-3048	SYD-42C-3048	30	48	42	158	1260
		76	122	107	71.7	
SYD-42R-3060	SYD-42C-3060	30	60	42	198	1310
		76	152	107	89.8	
SYD-42R-3072	SYD-42C-3072	30	72	42	207	1360
		76	183	107	93.9	
SYD-42R-3084	SYD-42C-3084	30	84	42	216	1410
		76	213	107	98	
SYD-42R-3096	SYD-42C-3096	30	96	42	225	1510
		76	244	107	102	

Note: Tables sold not assembled

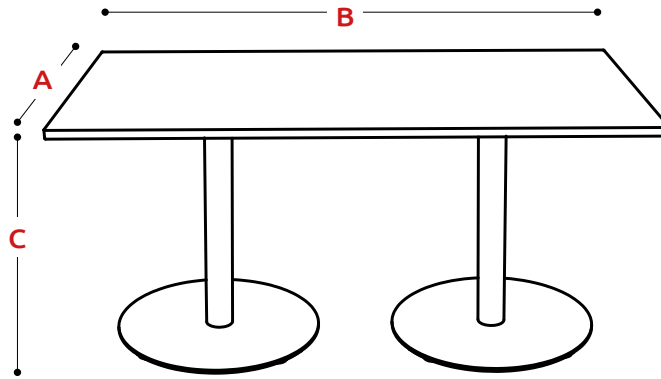
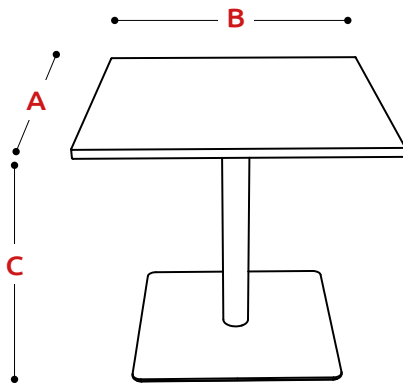
Bases only

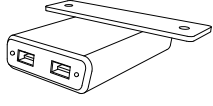
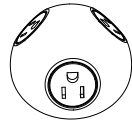
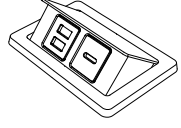

3' diameter tube and 23' diameter/side double thickness base

Round base	Lotus base	Square base	C	Weight	Price
SYB-15R	SYB-15L	SYB-15C	14 36	67 30.4	385
SYB-19R	SYB-19L	SYB-19C	17 43	69 31.3	395
SYB-26R	SYB-26L	SYB-26C	24 ^{1/2} 62	71 32.2	410
SYB-29R	SYB-29L	SYB-29C	28 71	72 32.7	420
SYB-36R	SYB-36L	SYB-36C	35 89	74 33.6	435
SYB-42R	SYB-42L	SYB-42C	41 104	76 34.5	450

Imperial system

Metric system



Connectivity module			
CU011N	2 USB (A+C) outlets, black, 72" power supply cord with a barrel connector, installed on one side under the top.		500
CU011W	2 USB (A+C) outlets, white, 72" power supply cord with a barrel connector, installed on one side under the top.		500
CS211N	2 110V Power outlets and 2 USB (A+C) outlets, black, 120" power supply cord, installed in the middle of the table. (Rectangular options only)		550
CS211W	2 110V Power outlets and 2 USB (A+C) outlets, white, 120" power supply cord, installed in the middle of the table. (Rectangular options only)		550
CR111N	1 110V Power outlets and 2 USB (A-C) outlets, black, 120" power supply cord, installed in the middle of the table. (Rectangular options only)		600
CR111W	1 110V Power outlets and 2 USB (A-C) outlets, white, 120" power supply cord, installed in the middle of the table. (Rectangular options only)		600
CR320N	3 110V Power outlets and 2 USB (A) outlets, black, 120" power supply cord, installed in the middle of the table. (Rectangular options only)		700
CR320W	3 110V Power outlets and 2 USB (A) outlets, white, 120" power supply cord, installed in the middle of the table. (Rectangular options only)		700

Tabletop finishes

1" Thermally fused laminate panel tops and PVC edge			
631	Black		Standard
123	Charcoal		-
555	White		-
H58	Storm		-
H59	Twilight		-
K02	Sesame		-
H72	Ginger		-
H57	Haze		-
H56	Chill		-
204	Bourbon Cherry		-
205	Tobacco Cherry		-
992	Hardrock maple		-

Bases finishes

SG	Metallic silver paint		Standard
BL	Black		-
SX	Black Sandex		-
WH	White		-
CH	Charcoal		-
IP	Industrial		-

2000

Perfect for a lounge, staff room or any other work space where people gather to exchange ideas, the 2000 series is attractively sculptured and remarkably comfortable. Models designed to seat one, two or three people are available in a variety of colours and come with a convenient handle, polished aluminum wheels or solid maple legs, and other optional features.



Collection

Multi-purpose

Lounge and waiting room

A

R



2001



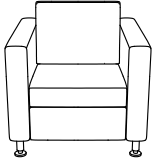
2002



2003

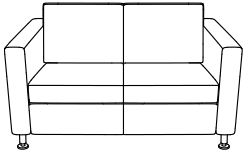
2001

	A	COM B	C	D	E	LEATHER
2001	1800	1860	1920	1980	2040	2800



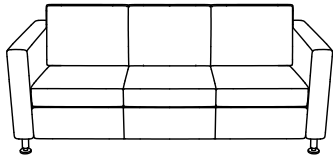
2002






	A	COM B	C	D	E	LEATHER
2002	2400	2490	2580	2670	2760	3400

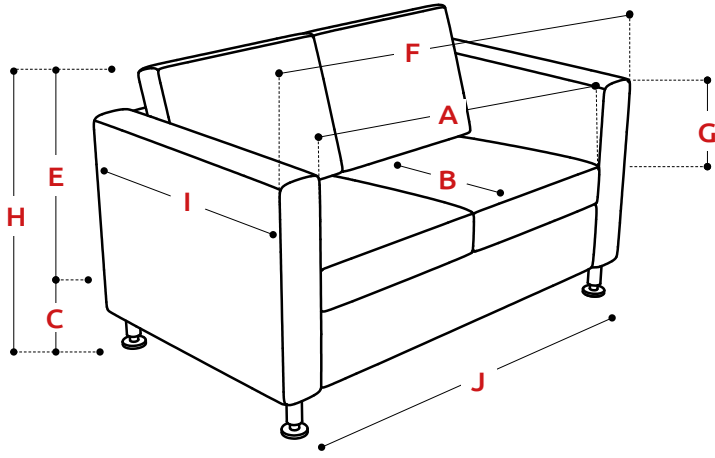


2003

	A	COM B	C	D	E	LEATHER
2003	3300	3420	3540	3660	3780	4300



Legs and casters				
ZA	Set of 4 brushed aluminum legs	4X		Standard
ZB	Set of 4 adjustable anodized aluminum legs	4X		100
4Y	Set of 4 metallic silver paint casters (2 with brakes, at the front)	4X		140
3Y	Set of 2 adjustable anodized aluminum legs (at the back) and 2 metallic silver paint casters (at the front)	2X	 	120
Carrier handle				
P1	Polished aluminum			100
Writing tablet				
TD	Right side writing tablet made of 3/4" birch plywood with maple color high pressure laminate top and clear varnish edge			300
TG	Left side writing tablet made of 3/4" birch plywood with maple color high pressure laminate top and clear varnish edge			300
T2	Set of writing tablets (left and right) with cup holder (right side)			600
Connectivity module				
CS120G	1 Power outlet and 2 USB-A outlets, metallic silver paint, 10' power cord, installed on the side 8" from the ground or top (tables only).			600
Upholstery				
AD	Upholstered seat and backrest with different colours			70



Measures	A	B	C	E	F	G	H	I	J	Weight	Volume	COM
2001	21 ^{1/2}	19	17	17	31 ^{1/2}	10	30	30 ^{1/2}	27	75	18	4.3
	55	48	43	43	80	25	76	77	69	34	1.7	3.9
2002	43	19	17	17	53	10	30	30 ^{1/2}	48 ^{1/2}	115	35	5.9
	109	48	43	43	135	25	76	77	123	52.2	3.3	5.4
2003	64 ^{1/2}	19	17	17	74 ^{1/2}	10	30	30 ^{1/2}	70	155	46	7.8
	164	48	43	43	189	25	76	77	178	70.3	4.3	7.1

Imperial system

Metric system



10871, avenue Salk
Montréal-Nord (Québec) H1G 6M7
T 514.324.0916 • 800.982.6889

The reference for comfort
at work... and at home!