

ASTUTE
REQUISITE
YOU
PRATA
MANTRA
L1
LEVO
TUCK
EXCHANGE
JIF
ENTAIL
CHIROFORM
RAINBOW
INERTIA
AYLES
ZIP
EIGHTY TWO
FOSTER
PRESTO
INNATE
HALSA
EXCHANGE

allseating



6% Fuel Surcharge
Applies To All Orders
[Effective May 1st 2022]

Price List
2023
[Effective November 1, 2022]

TABLE OF CONTENTS

GENERAL INFO	3	FOSTER® GUEST TRIPLE WITH HALF ARM	80	PRATA® MIDBACK	144
QUICK SHIP	5	FOSTER® GUEST TRIPLE WITH FULL ARM	81	PRESTO® MIDBACK	145
ONLINE SPECIFICATION	6	FOSTER® GUEST TANDEM START UNIT	82	PRESTO® HIGHBACK	146
GPO & GSA	7	FOSTER® GUEST TANDEM ADD ON UNIT	83	PRESTO® 24:7 MIDBACK	147
CONTROL CHOICES	8	FOSTER® GUEST TANDEM END UNIT	84	PRESTO® PETITE	148
ARM ADJUSTMENT CHOICES	16	FOSTER® GUEST WIDE TANDEM START UNIT	85	PRESTO® STOOL	149
CUSTOMER'S OWN MATERIAL (COM)/(COL)	18	FOSTER® GUEST WIDE TANDEM ADD ON UNIT	86	RAINBOW™ SQUARE BACK	150
HOW TO ORDER	20	FOSTER® GUEST WIDE TANDEM END UNIT	87	RAINBOW™ ROUND BACK	151
MESH HARMONIZATION CHART	22	FOSTER® GUEST PLUS TANDEM START UNIT	88	RAINBOW™ WIDE	152
ALLSEATING PILLOWS	23	FOSTER® GUEST PLUS TANDEM ADD ON UNIT	89	RAINBOW™ PLUS	153
ASTUTE® GUEST POLY	24	FOSTER® GUEST PLUS TANDEM END UNIT	90	RAINBOW™ HIP	154
ASTUTE® STOOL POLY	25	FOSTER® LOUNGE SINGLE	91	RAINBOW™ JUNIOR	155
ASTUTE® FULLY UPHOLSTERED	26	FOSTER® LOUNGE PLUS	92	REQUISITE® MIDBACK	156
ASTUTE® FULLY UPHOLSTERED STOOL	27	FOSTER® LOUNGE DOUBLE	93	REQUISITE® HIGHBACK	157
ASTUTE® PLUS FULLY UPHOLSTERED	28	FOSTER® LOUNGE TRIPLE	94	THERAPOD™ THERAPIST HIGHBACK	158
ASTUTE® GUEST WOOD	29	FOSTER® BENCH SINGLE	95	THERAPOD™ THERAPIST EXTRA HIGHBACK	159
ASTUTE® STOOL WOOD	30	FOSTER® BENCH DOUBLE	96	TUCK® STACKER	160
AYLES™ GUEST	31	FOSTER® BENCH DOUBLE WITH TABLE	97	TUCK® STOOL	161
AYLES™ OTTOMAN	32	FOSTER® BENCH LITE	98	TUCK® FULLY UPHOLSTERED	162
CHIROFORM™ ULTRA MIDBACK	33	FOSTER® SIDE TABLE	99	TUCK® STOOL FULLY UPHOLSTERED	163
CHIROFORM™ ULTRA HIGHBACK	34	FOSTER® COFFEE TABLE	100	TUCK® COLLABORATIVE	164
CHIROFORM™ ULTRA 24:7	35	FOSTER® END TABLE LEFT/RIGHT	101	TUCK® UPHOLSTERED COLLABORATIVE	165
CHIROFORM™ ULTRA STOOL	36	FOSTER® IN-LINE TABLE	102	TUCK® COLLABORATIVE STOOL	166
CHIROFORM™ BIG	37	FOSTER® CORNER TABLE	103	TUCK® UPH COLLABORATIVE STOOL	167
DOVE™ LAB CHAIR	38	FOSTER® 45 DEGREE TABLE	104	TUCK® NESTER	168
EIGHTY TWO®	39	FOSTER® 120 DEGREE TABLE	105	TUCK® NESTER FULLY UPHOLSTERED	169
ENTAIL® MIDBACK	40	FOSTER® SLEEP CHAIR	106	WATSON® CLUB CHAIR	170
EXCHANGE® FEATURES AND NOTES	41	FOSTER® RECLINER	107	WATSON® LOVESEAT	171
EXCHANGE® DIMENSIONS	42-44	FOSTER® PATIENT RECLINER	108	WATSON® SOFA	172
EXCHANGE® ONE-SEATER	45	HALSA® SINGLE MIDBACK	109	WATSON® BENCH	173
EXCHANGE® TWO-SEATER	46	HALSA® SINGLE HIGHBACK PATIENT	110	YOU® MIDBACK	174
EXCHANGE® THREE-SEATER	47	HALSA® SINGLE PLUS	111	YOU® HIGHBACK	175
EXCHANGE® FOUR-SEATER	48	HALSA® LOVE SEAT	112	YOU® STOOL	176
EXCHANGE® L-SHAPE 2x2	49	HALSA® DOUBLE	113	ZIP® INSTOCK	177
EXCHANGE® L-SHAPE 2x3	50	HALSA® DOUBLE FULL ARM	114	ZIP® UPHOLSTERED MIDBACK	178
EXCHANGE® L-SHAPE 2x4	51	HALSA® TRIPLE	115	ZIP® UPHOLSTERED HIGHBACK	179
EXCHANGE® L-SHAPE 3x2	52	HALSA® TRIPLE FULL ARM	116	ZIP® UPHOLSTERED STOOL	180
EXCHANGE® L-SHAPE 3x3	53	HALSA® SIDE TABLE	117	ZIP® MESH	181
EXCHANGE® L-SHAPE 3x4	54	HALSA® COFFEE TABLE	118	ZIP® MESH STOOL	182
EXCHANGE® L-SHAPE 4x2	55	HALSA® END TABLE	119	ZIP® MESH GUEST	183
EXCHANGE® L-SHAPE 4x3	56	HALSA® CORNER TABLE	120	FOSTER® HOW TO LINK TANDEM CHAIRS	184
EXCHANGE® L-SHAPE 4x4	57	HALSA® IN-LINE TABLE	121	FOSTER® REPLACEMENT PARTS	185
EXCHANGE® U-SHAPE 4x2	58	INERTIA® MESH MIDBACK	122	EXCHANGE® HALSA® REPLACEMENT PARTS	187
EXCHANGE® U-SHAPE 4x3	59	INERTIA® MESH HIGHBACK	123	CONDITIONS OF SALE	188
EXCHANGE® U-SHAPE 4x4	60	INERTIA® MESH EXTRA HIGHBACK	124		
EXCHANGE® TABLES	61	INERTIA® +PLUS MESH BACK	125		
EXCHANGE® LINKING TABLES	62	INERTIA® MESH STOOL	126		
FLUID® TASK	63	INERTIA® MESH GUEST	127		
FLUID® STOOL	64	INERTIA® MESH BAR STOOL	128		
FLUID® GUEST	65	INERTIA® UPHOLSTERED MIDBACK	129		
FOSTER® PATIENT	66	INERTIA® UPHOLSTERED HIGHBACK	130		
FOSTER® PATIENT WIDE	67	INERTIA® UPHOLSTERED EXTRA HIGHBACK	131		
FOSTER® PATIENT PLUS	68	INERTIA® UPHOLSTERED +PLUS	132		
FOSTER® OTTOMAN	69	INERTIA® UPHOLSTERED STOOL	133		
FOSTER® SLED	70	INERTIA® UPHOLSTERED GUEST	134		
FOSTER® ROCKER	71	INERTIA® UPHOLSTERED BAR STOOL	135		
FOSTER® HIP CHAIR	72	INNATE® MIDBACK	136		
FOSTER® GUEST	73	JIF®	137		
FOSTER® GUEST WIDE	74	L1®	138		
FOSTER® GUEST PLUS	75	LEVO® MIDBACK	139		
FOSTER® GUEST DOUBLE	76	LEVO® STOOL	140		
FOSTER® GUEST DOUBLE WITH HALF ARM	77	MANTRA® LOW BACK	141		
FOSTER® GUEST DOUBLE WITH FULL ARM	78	MANTRA® MIDBACK	142		
FOSTER® GUEST TRIPLE	79	PRATA® LOWBACK	143		

ASTUTE
REQUISITE
YOU
PRATA
MANTRA
EIGHTY TWO
LEVO
TUCK
EXCHANGE
CHIROFORM
JIF
ENTAIL
L1
RAINBOW
INERTIA
AYLES
ZIP
FOSTER
PRESTO
THERAPOD
HALSA
EXCHANGE

**AFFORDABLE
INNOVATION.
SERVICE
EXCELLENCE.
FLEXIBILITY.**

Whether we're working, collaborating or learning, we spend a lot of time sitting.

At Allseating, we've spent over three decades designing and manufacturing seating solutions that are more comfortable, innovative and functional for the corporate, education and healthcare vertical markets.

From flexible chairs that accommodate your every move, to affordable and sustainable solutions that adjust to your evolving business needs, our seating solutions work with you, and for you. Plus, you'll find total peace of mind with our customer service and warranty.

YOU WORK. YOU LEARN. YOU SUPPORT.

From versatile chairs that accommodate your every move, to service programs that adjust to your evolving business needs, our seating solutions are designed to work the way you do. This includes:

ACCESSIBLE DESIGN

There's one philosophy that drives the design of all our products: to support any situation, any task, and virtually any budget. The result is that our products have a reputation for being highly adjustable, highly durable and still affordable.

From our Therapod® chair to the revolutionary You® chair to our latest Levo® chair, we have a track-record of designing innovative solutions that change the way we sit. We're proud that many of our chairs have been recognized in international competitions, such as GOOD Design and Best of NeoCon.

MASS CUSTOMIZATION CAPABILITIES

As an independently owned company, we have the flexibility to run the type of business we've always wanted to work for: one that's flexible and nimble. We know every customer has a unique set of requirements, so we've established production practices that allow us to adjust to those needs, but without the cost of 'going custom'.

While we officially have 218 chairs in our line-up, when you add up all the various mechanisms, arm combinations, seat sizes and other options, our Allseating's mass customization capabilities allow for roughly 7-million variations. So you know we have the perfect one for you.

COMMITMENT TO CUSTOMER SERVICE

From spec to delivery to maintenance support, we have earned a reputation as being the easiest, most enjoyable manufacturer to do business with – often surprising our partners with our solutions-driven approach to service, product quality and on-time delivery.

We're proud to be recognized as the Office Furniture Dealers Alliance's Seating Manufacturer of choice, and a big reason for this is our customer-centric approach.

We developed our innovative SpecAll™ online specification tool so you can specify, customize, price, save and share your product from any computer or mobile device. Our entire product library is also available at 2020technologies.com.

While we're proud of our highly intuitive specification technologies, we're always happy to work the way you prefer – including supporting traditional order processes over the phone. Simply call our Sales Support representatives and they will assist on all aspects of our products, and can answer all your specification questions.

THE INDUSTRY'S BEST WARRANTY

When your products are as well engineered as ours, you can back them with the best warranty in the business. Ours is simple: 12 years on all parts and approved labor with a 12 year 24|7 on specified product (10 years on Foster Sleep Chair and Recliners, 7 years on Eighty Two seat foam, 3 years on Allseating Pillows).

Of course, we pride ourselves on engineering products that stand up to today's demanding work environments. That said, if something goes wrong, we're known for making it right. So if you receive a product from us that doesn't measure up to your quality standards, we promise to swiftly investigate and solve the problem.

We understand that dealing with warranties is often frustrating. So we developed a dedicated Warranty Response Team to eliminate headaches. They're specially trained to expedite warranty-related issues, so you can get back to business.

DESIGN FOR THE ENVIRONMENT

In addition to being ISO 14001 Certified, the gold standard for helping companies introduce and adopt environmental management systems, Allseating products are Indoor Advantage Gold – Furniture Indoor Air Quality certified, SCS Global Services' highest level of indoor air quality performance for furniture. This certification assures that furniture products support a healthy indoor environment by meeting strict chemical emission limits for volatile organic compounds (VOCs).

To be certified, our products must be tested by independent labs for compliance with the ANSI/BIFMA X7.1 and either ANSI/BIFMA e.3 or CDPH/EHLB Standard Method V1-1 for VOC emissions of concerns.

SCS Global Services has been providing global leadership in third-party quality, environmental and sustainability verification, certification, auditing, testing and standards development for three decades. Its programs span a cross-section of industries, recognizing achievements in green building, product manufacturing, food and agriculture, forestry, power generation, retail, and more.

SCS is accredited to provide services under a wide range of nationally and internationally recognized certification programs. Consistent with its mission, SCS is a chartered benefit corporation and Certified B Corp™, reflecting its commitment to socially and environmentally responsible business practices.

QUICK SHIP

It's one thing to find the right product for the right price, but it's another thing to get it when you need it. We have the most extensive quickship offering in the industry with over 75 percent of our task, conference and guest seating available to be shipped within 72 hours when specified with standard finishes and options (maximum of 25 units per order to qualify).

Most of our Foster collection is also available on Quick Ship with express 5 day shipping when standard finishes and options are selected (maximum of 25 seats per order to qualify; i.e. triple = 3 seats).

Quick Ship timelines exclude weekends and holidays. Simply pick the solution that best suits your needs, choose from any of our any of our carded quick ship fabrics*, and submit your order to Allseating's order entry department via fax at 1 800 272 9911, or email us at orders@allseating.com.

Each product that has a configuration that is eligible for Quick Ship has a QS logo indicating as such at the bottom of the page (as shown below). The QS column on each product page allow you to quickly identify which models/options are eligible for QS.

ENTAIL® MIDBACK

DESIGN: ALLSEATING
NOT ON GSA CONTRACT

BASE PRICE | \$440
90088-NA

Grade 1/COM	Grade 2	Grade 3	Grade 4/COG	Grade 5	Grade 6	Grade 7	Grade 8	Leather 1	Leather 2	Leather 3
\$480	\$461	\$475	\$493	\$508	\$536	\$568	\$603	\$680	\$714	\$817

FEATURES

- 4.25" Uplifter
- Seat Slider comes standard
- Smoke or Black nylon base
- Medical seat foam
- Optional adjustable lumbar
- Wheeled and aluminum base
- Set to counter includes height adjustable foot ring

CONTROL

- 88 Basic Synchro Tilt (BST)

ARM

- NA No Arms
- WA 5mm Arms
- 8KN Black Nylon

FRAME FINISH

- 10N NI Mesh | Onyx
- 10M NI Mesh | Carbon
- 10I NI Mesh (Colors other than Onyx or Carbon)
- M2 M2 Mesh
- M3 M3 Mesh
- M4 M4 Mesh

BACK OPTIONS

- SS Seat Sliver
- LH 6mm Hand Surface Carthers
- SC Sit to Counter (Back Frame Only)
- HS High Seat 5.5" (Back Frame Only)
- HRC Head Rest (Fabric matches chair frame)
- HFP Head Rest (Fabric matches seat fabric)
- AWA Adjustable Width Backrest | Kach
- LV Adjustable Lumbar
- SAB High Profile Aluminum Base
- KB Knocked Down
- BW Blanket Wrapped - Fully Assembled (25 Unit Minimum)
- FA Fully Assembled in Carton (25 Unit Minimum)
- AS Allseating Standard
- FQ Special Freight Instructions (Call for Quote)
- GD Guaranteed Delivery Date and Time (Call for Quote)

OPTIONS

QUICKSHIP logo

FOSTER® GUEST DOUBLE FULL ARM

DESIGN: ALLSEATING
GSA SIN: 33723

BASE PRICE | \$1,819
F1022-OA

Grade 1/COM	Grade 2	Grade 3	Grade 4/COG	Grade 5	Grade 6	Grade 7	Grade 8	Leather 1	Leather 2	Leather 3
\$1,982	\$2,001	\$2,033	\$2,075	\$2,131	\$2,176	\$2,250	\$2,332	\$2,431	\$2,581	\$2,831

FEATURES

- Open Grid Arches
- 16 Gauge Tubular Steel Frame
- Seat Seat Frame
- High Density Seat Foam
- Leans, lead and mercury free
- Flex Back
- Active Seat Suspension
- Wallstar Frame Design
- Black non-sweating polyethylene glides
- Arm caps designed for easy ingress and egress

LEG

- 22 Double with Full Arms
- 0A Open Arm
- CA Closed Arm
- NC No Cap
- TP Taupe Polyurethane
- GR Gray Polyurethane
- BK Black Polyurethane
- NRM Hard Rock Maple Wood Cap
- RC Rustic Cherry Wood Cap
- CP Chocolate Pear Wood Cap
- BM Bronze Matte
- SVV Silver
- MC Metallic Gunmetal
- M2 M2 Mesh (not all colors are Q1)
- M3 M3 Mesh
- UC UC Castmetal
- MB Multicolor Barrier (Seat only)
- CL CL T8133 (MESH)
- CA CA T8133 (UPR)
- BW Blanket Wrapped - Fully Assembled (25 seat minimum)
- KB Knocked Down
- AS Allseating Standard
- FQ Special Freight Instructions (Call for Quote)
- GD Guaranteed Delivery Date and Time (Call for Quote)

BACK MESH (if Applicable)

OPTIONS

QUICKSHIP logo

*SOME EXCEPTIONS MAY APPLY.

QUICKSHIP

- INFO
- PILLOWS
- ASTUTE
- ATLES
- CHIROFORM
- DOVE
- EIGHTY TWO
- ENTAIL
- EXCHANGE
- FLUID
- FOSTER
- HANSA
- INERTIA
- INNATE
- JIF
- L1
- LEVO
- MANTRA
- PRATA
- PRESTO
- RAINBOW
- REQUISITE
- THERAPOD
- TUCK
- WATSON
- YOU
- ZIP

ONLINE SPECIFICATION HAS NEVER BEEN EASIER.

We're constantly developing new and evolving existing products - so no matter how much planning goes into this price book, details can change. That's why we developed SpecAll™ – a convenient online tool that enables you to specify and price your product in real-time without ever leaving the comfort of your chair.

It really is that easy. Simply visit allseating.com, choose your chair and customize it by selecting your preferred options, fabrics and finishes. When you're done you can email it, or save it for future reference.

- 1 | We start with the base model.
- 2 | Change and customize your chair's mechanism, armstyle, finish and any other options available for your model.
- 3 | Choose your textile by clicking on the fabric thumbnail.
- 4 | Share with colleagues, add to your wish list, print or email your model.
- 5 | Need More?? Online Product Support includes product specifications, supporting documentation, video and image library.

1

72in EXPRESS BUILD AND PRICE IN SPECALL™

MODEL CODE	LIST PRICE
8088-WA-BKN-10N-KD-F-000AN	\$475
CONTROLS	
BASIC SYNCHRO TILT	CODE 88
ARMS	
WITH ARM	WA
FRAME FINISH	
BLACK NYLON	BKN
BACK STYLE	
M1 ONYX + CARBON	
BACK MESH	
ONYX	10N
OPTIONS	
SEAT SLIDER (INCLUDED)	
BASE	
BLACK NYLON	
CASTERS + GLIDES	
CARPET CASTERS STANDARD	
SEAT FABRIC	
OASIS: ALLSEATING PROPRIETARY - CLOUD DANCER	F-000AN
FREIGHT OPTIONS	
KNOCKED DOWN	KD

[Add To Wishlist](#)
[Print](#)
[Email](#)
[Save Image](#)
[Download PDF](#)

Entail comes standard with an integrated seat slider to support a wide-range of body types as well as optional dual functioning arms that are height-adjustable and arm pads that can easily shift forwards or backwards. Available in either smoke or black frame finish.

Prices effective January 2, 2018.

[Product Brochure](#)
[2D CAD Drawings](#)
[3D CAD Drawings](#)
[Indoor Advantage™ Gold](#)

ALLSEATING EMBASSY DIV. MULTI-CITY POPUP TOUR

© 2018 ALLSEATING CORPORATION. ALL RIGHTS RESERVED. FRENCH RESOURCES | TERMS OF USE

2

3

4

5

GROUP PURCHASING ORGANIZATIONS

Allseating has contracted purchasing agreements with Premier and Vizient. For more information, please contact your local Allseating dealer or your Allseating representative.

GENERAL GUIDELINES:

Standard dealer discount applies until an SQ is given. Freight is included. Delivery, install and design are added charges by the dealer. Dealer has the authority to sell less than the contracted price.

PREMIER

Contract Number: PP-FA-631
 Term: January 1, 2018 - December 31, 2023
 Quotes based Current Price List
 Tier is based on member sell price and calendar year accumulated purchases.

Premier Member Pricing:

Tier 1: up to \$75,000 = 55% off list
 Tier 2: \$75,001 - \$125,000 = 56% off list
 Tier 3: \$125,001 = Negotiable

VIZIENT

Contract Number: CE3371
 Term: May 1, 2019 - April 30, 2023
 Quotes based on Current List Price.
 Tier is based on member sell price and calendar year accumulated purchases.

Vizient Member Pricing:

Tier 1: up to \$25,000 = 54% off of list
 Tier 2 \$25,001 - \$100,000 = 55% off of list
 Tier 3 \$100,001 – 200,000 = 56% off of list
 Tier 4: \$200,001+ = Negotiable

GENERAL SERVICES ADMINISTRATION

When the federal supply schedule contract delivery period does not meet the bona fide urgent delivery requirements of an ordering activity, the ordering activity is encouraged, if time permits, to contact the contractor for the purpose of obtaining accelerated delivery. The contractor shall reply to the inquiry within three (3) business days after receipt. (Telephonic replies shall be confirmed by the contractor in writing.) If the contractor offers an accelerated delivery time acceptable to the ordering activity, any order(s) placed pursuant to the agreed upon accelerated delivery time frame shall be delivered within this shorter delivery time and in accordance with all other terms and conditions of the contract.

CONTRACT NUMBER

GS-29F-004AA

AWARD SPECIAL ITEM NUMBERS

SIN 33721, 339113H
 SIN OLM

DUNS NUMBER

243651288

CAGE CODE

3AC60

FEIN#

98-011-0664

CONTRACT PERIOD

January 10, 2018 - January 10, 2023

BUSINESS SIZE

Other than Small Business

TIME OF DELIVERY

30- 90 days ARO or sooner

GEOGRAPHICAL COVERAGE

48 Contiguous States and District of Columbia

ORDERING ADDRESS

Allseating Corporation
 5800 Avebury Road, Unit 2
 Mississauga, ON L5R 3M3 Canada
 Head Office Phone: 1-800-563-3502
 Head Office Fax: 1-800-272-9911

PAYMENT ADDRESS

Same as Ordering Address

CURRENT CATALOGS

Allseating 2021 Commercial + GSA Price List

DISCOUNT

List Price Discount
 \$0 to \$100,000 60%
 \$100,001 to \$300,000 62%
 \$300,001 to \$500,000 64%
 \$500,001 and Above Negotiable

FOB: Destination freight prepaid to 48 contiguous states. Additional shipping fees may apply if a U.S. Driver is required.

PAYMENT TERMS

1% 20, Net 30 days | Government purchase cards accepted above and below the micro-purchase threshold. Forms must be filled out and signed with electronic time stamp or signed and scanned.

MINIMUM ORDER

MINIMUM \$50.00 | MAXIMUM \$250,000 33721, \$500,000 339113H

PRODUCTION POINT

Mississauga, Ontario, Canada

CONDITIONS OF SALE

Warranty: 12 year on parts and labor.

CANCELLATION CHARGE

No cancellation charge prior to production. After production, only actual costs incurred that cannot be recovered through resale of the merchandise in a reasonable length of time (six months).

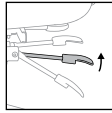
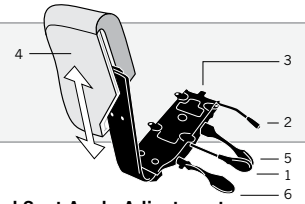
RESTOCKING CHARGE

20% (On approval)

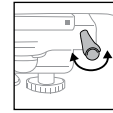
CONTROLS

DELUXE TILTER HEAVY DUTY (DJ/DH) - 11

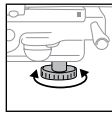
Overview: Task applications which require extensive adjustability. Center pivot tilting action with infinite tilt lock. Suitable for chairs with independent seat and back construction.



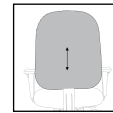
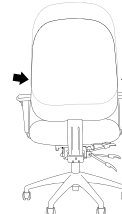
1 | Seat Height Adjustment
To raise the chair, lift the paddle up while lifting your weight from the seat until you reach the desired height. Release the paddle to lock into place. To lower the chair, lift the paddle up allowing your weight to push the seat down to the desired height. Release the paddle to lock into place.



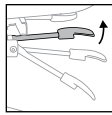
2 | Forward Seat Angle Adjustment
To engage forward seat tilt, recline slightly in the chair and roll the bar backwards. As you bring the chair back to an upright position, the seat of the chair will angle forward. To disengage forward seat tilt, recline slightly in the chair and roll the bar forwards. As you bring the chair back to an upright position, the seat will return to a neutral position.



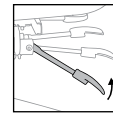
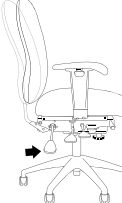
3 | Tension Control
Leaning back in the chair, decide if the resistance of the chair is comfortable. If it is too loose, rotate the tension knob counter-clockwise. If the chair has too much resistance, turn the knob clockwise.



4 | Back Height Adjustment
To adjust back height, lean forward and grasp the sides of the outside back. To raise, slide the back up. To lower, slide it all the way to the top and then lower to desired height. Release to lock in place.



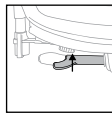
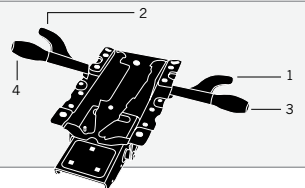
5 | Infinite Tilt Lock
To adjust the recline angle, pull the paddle up to unlock it. Recline to the desired position and push the paddle down to lock in place.



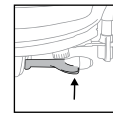
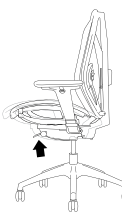
6 | Back Angle Adjustment
To increase the angle of the back, lift the paddle up while putting your weight on the back of the chair until you reach the desired angle. Release the paddle to lock into place. To decrease the angle of the back, lift the paddle up while removing your weight from the back until you reach the desired angle. Release the paddle to lock into place.

DELUXE SYNCHRO TILT (DST) - 12

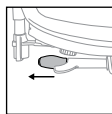
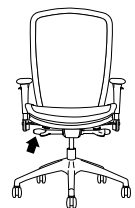
Overview: Task applications, which require extensive adjustability. Suitable for chairs with independent seat and back construction. Synchronized tilting action allows user's feet to remain on the floor as they tilt backwards. Side-activated tension for ease of adjustment. "J-Bar" construction provides enhanced visual appeal.



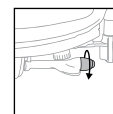
1 | Seat Height Adjustment
To raise the chair, lift the paddle up while lifting your weight from the seat until you reach the desired height. Release the paddle to lock into place. To lower the chair, lift the paddle up allowing your weight to push the seat down to the desired height. Release the paddle to lock into place.



2 | Seat Depth Adjustment (Optional)
To adjust the seat depth, lift up on paddle and simultaneously lift your weight from the seat while sliding the seat forward or backward. Release the paddle to lock the seat in place.



3 | Tension Control
Leaning back in the chair, decide if the resistance of the chair is comfortable. If it is too loose, rotate the tension knob counter-clockwise. If the chair has too much resistance, turn the knob clockwise.



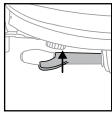
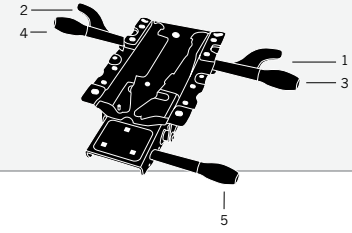
4 | Tilt Lock
To adjust the recline angle, twist knob forward to unlock it. Recline to the desired position and twist knob backwards to lock in place.

CONTROLS

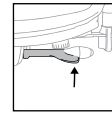
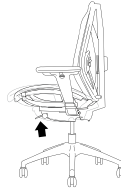
INFO
PILLOWS
ASTUTE
ATLAS
CHIROFORM
DONE
EIGHTY TWO
ENTAIL
EXCHANGE
FLUID
FOSTER
HALSA
INERTIA
INNATE
JIF
L1
LEVO
MANTRA
PRATA
PRESTO
RAINBOW
REQUISITE
THERAPOD
TUCK
WATSON
YOU
ZIP

DELUXE SYNCHRO TILT W/BACK ANGLE (DST2) - 18

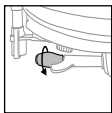
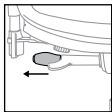
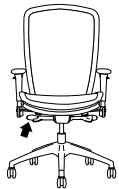
Overview: Task applications, which require extensive adjustability. Suitable for chairs with independent seat and back construction. Synchronized tilting action allows user's feet to remain on the floor as they tilt backwards. Side-activated tension for ease of adjustment. "J-Bar" construction provides enhanced visual appeal.



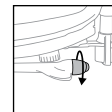
1 | Seat Height Adjustment
To raise the chair, lift the paddle up while lifting your weight from the seat until you reach the desired height. Release the paddle to lock into place.
To lower the chair, lift the paddle up allowing your weight to push the seat down to the desired height. Release the paddle to lock into place.



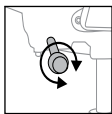
2 | Seat Depth Adjustment (Optional)
To adjust the seat depth, lift up on paddle and simultaneously lift your weight from the seat while sliding the seat forward or backward. Release the paddle to lock the seat in place.



3 | Tension Control
Leaning back in the chair, decide if the resistance of the chair is comfortable. If it is too stiff, pull knob out and rotate counter-clockwise. If the chair does not provide enough resistance, turn the knob clockwise.



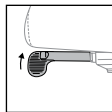
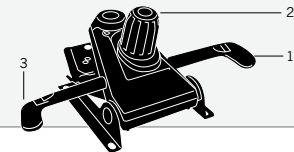
4 | Tilt Lock
To adjust the recline angle, twist knob forward to unlock it. Recline to the desired position and twist knob backwards to lock in place.



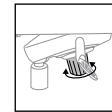
5 | Back Angle Adjustment
To increase the angle of the back, rotate the knob in clockwise motion until desired angle is reached.
To decrease the angle of the back, rotate the knob in a counter-clockwise motion.

KNEE TILT (KT2) - 25

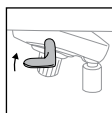
Overview: For use in boardroom, executive and management applications. Suitable for chairs with combined seat and back construction.



1 | Seat Height Adjustment
To raise the chair, lift the paddle up while lifting your weight from the seat until you reach the desired height. Release the paddle to lock into place.
To lower the chair, lift the paddle up allowing your weight to push the seat down to the desired height. Release the paddle to lock into place.



2 | Tension Control
Leaning back in the chair, decide if the resistance of the chair is comfortable. If it is too loose, rotate the tension knob counter-clockwise. If the chair has too much resistance, turn the knob clockwise.

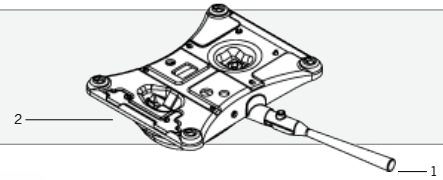


3 | Tilt Lock
To adjust the recline angle, pull the paddle up to unlock it. Recline to the desired position and push the paddle down to lock in place.

CONTROLS

ENHANCED TILT - 15

Overview: Applications which require moderate adjustability. Center Pivot Tilting action with lock in upright position only.



1 | Seat Height Adjustment

To raise the chair, lift the paddle up while lifting your weight from the seat until you reach the desired height. Release the paddle to lock into place. To lower the chair, lift the paddle up allowing your weight to push the seat down to the desired height. Release the paddle to lock into place.



3 | Tilt Lock

To adjust the chair tilt, pull the paddle out to unlock it. Recline to the desired position. Push the paddle in to lock in the upright position only.

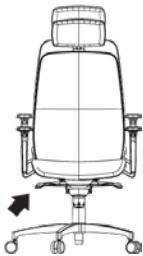
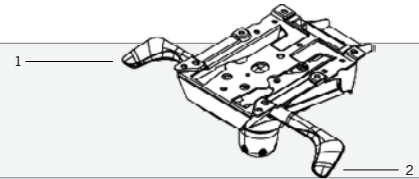


2 | Tension Control

Leaning back in the chair, decide if the resistance of the chair is comfortable. If it is too stiff, rotate the tension knob counter-clockwise. If the chair does not provide enough resistance, turn the knob clockwise.

SYNCHRO TILT - 24

Overview: Task applications which require extensive adjustability. Suitable for chairs with independent seat and back construction. Synchronized tilting action allows user's feet to remain on the floor as they tilt backwards.



1 | Seat Height Adjustment

For desired seat height use the lever under the right side of the seat. To raise the seat, lift the lever up while taking your weight off the chair. To lower the seat, stay seated and lift the lever. Release the lever when you reach the desired height.



3 | Tension Control

For tension, adjust by turning tension knob clockwise to tighten and counterclockwise to loosen.



2 | Seat Depth Adjustment (Optional)

The integrated seat slider control is naturally accessible under the right side of the seat. Push the button in and slide to the desired position. Release to lock the seat in place.



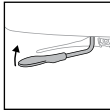
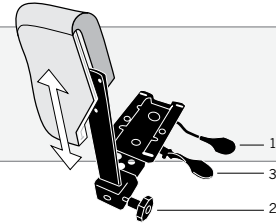
4 | Tilt Lock

To lock the recline of the backrest, lean back to the desired position, push the tilt lock lever down to lock in place. To release, pull the lever up to unlock.

CONTROLS

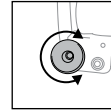
POSTURE BACK (P) - 30

Overview: Task applications which require moderate and affordable adjustability. Suitable for chairs with independent seat and back construction. Suitable for stool applications.



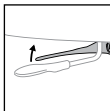
1 | Seat Height Adjustment

To raise the chair, lift the paddle up while lifting your weight from the seat until you reach the desired height. Release the paddle to lock into place. To lower the chair, lift the paddle up allowing your weight to push the seat down to the desired height. Release the paddle to lock into place.



2 | Back Height Adjustment

To increase the height of the back, rotate the knob in a counter-clockwise motion to release the back. Lift back up to the desired height and tighten the knob by turning it clockwise. To lower the back height, rotate the knob in a counter-clockwise motion to release the back. Lower the back to the desired height and tighten the knob by turning it clockwise.

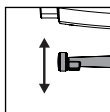
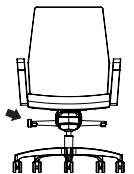


3 | Back Angle Adjustment

To increase the angle of the back, lift the paddle up while putting your weight on the back of the chair until you reach the desired angle. Release the paddle to lock into place. To decrease the angle of the back, lift the paddle up while removing your weight from the back until you reach the desired angle. Release the paddle to lock into place.

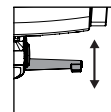
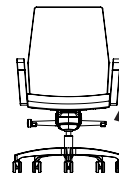
SYNCHRO TILT (TS70) - 32

Overview: Task applications which require moderate and affordable adjustability. Suitable with chairs with separate seat and back construction. Central pivot tilting action with lock in upright position only.



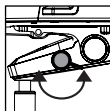
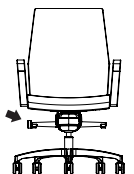
1 | Seat Height Adjustment

To raise the chair, lift the lever while lifting your weight from the seat until you reach the desired height. Push lever back to lock into place. To lower the chair, lift lever while allowing your weight to push the seat down to the desired height. Push lever back to lock into place.



3 | Tilt Lock (4 positions)

To adjust the recline angle, lift lever to unlock it. Recline to the desired position and push down on lever to lock in place.

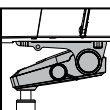
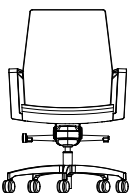
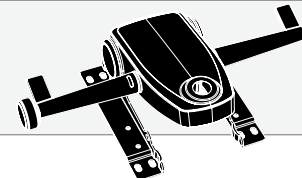


2 | Tension Control

Leaning back in the chair, decide if the resistance of the chair is comfortable. If it is too stiff, turn hand-wheel clockwise to increase tension and counter clockwise to reduce tension.

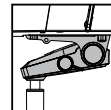
KNEE-TILT (KT3) -35

Overview: For use in conference rooms, executive and management spaces. Suitable for chairs with combined seat and back construction. Side tension control provides a solid ergonomic solution to users.



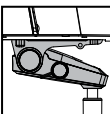
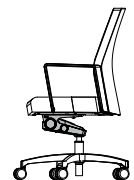
1 | Seat Height Adjustment

To raise the chair, lift the paddle up while lifting your weight from the seat until you reach the desired height. Release the paddle to lock into place. To lower the chair, lift the paddle up allowing your weight to push the seat down to the desired height. Release the paddle to lock into place.



2 | Tension Control

Leaning back in the chair, decide if the resistance of the chair is comfortable. If it is too stiff, rotate the tension knob counter-clockwise. If the chair does not provide enough resistance, turn the knob clockwise.



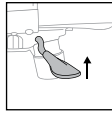
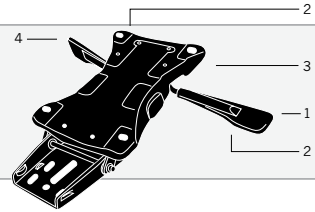
3 | Tilt Lock

To adjust the recline angle, pull the paddle up to unlock it. Recline to the desired position and push the paddle down to lock in place.

CONTROLS

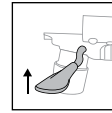
SYNCHRO TILT (ST) - 40

Overview: Task applications which require extensive adjustability. Suitable for chairs with independent seat and back construction. Synchronized tilting action allows user's feet to remain on the floor as they tilt backwards. "J-Bar" construction provides enhanced visual appeal.



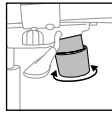
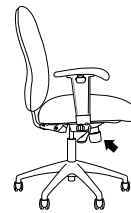
1 | Seat Height Adjustment

To raise the chair, lift the paddle up while lifting your weight from the seat until you reach the desired height. Release the paddle to lock into place. To lower the chair, lift the paddle up allowing your weight to push the seat down to the desired height. Release the paddle to lock into place.



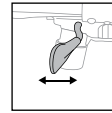
2 | Seat Depth Adjustment (Optional)

To adjust the seat depth, lift up on paddle and simultaneously lift your weight from the seat while sliding the seat forward or backward. Release the paddle to lock the seat in place.



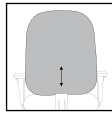
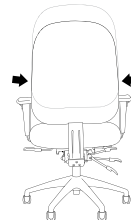
3 | Tension Control

Leaning back in the chair, decide if the resistance of the chair is comfortable. If it is too stiff, rotate the tension knob counter-clockwise. If the chair does not provide enough resistance, turn the knob clockwise.



4 | Tilt Lock

To adjust the recline angle, push the paddle forwards to unlock it. Recline to the desired position and push the paddle back to lock in place.



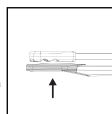
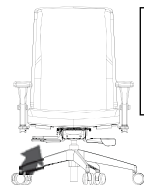
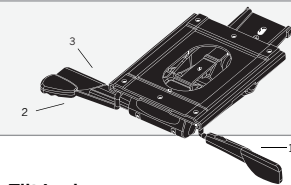
5 | Back Height Adjustment (Optional)

To adjust back height, lean forward and grasp the sides of the outside back. To raise, slide the back up. To lower, slide the back all the way to the top then back to the bottom to reset it. Raise slowly in increments until desired height is reached.

Note: Fluid and Zip do not have this feature.

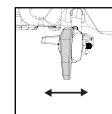
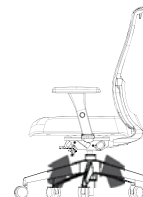
DYNAMIC SYNCHRO TILT (DYT) - 46

Overview: Task applications which require moderate adjustability. The Dynamic Synchro mechanism adjusts the tilt tension based on the weight of the user when reclining.



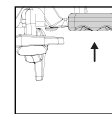
1 | Seat Height Adjustment

To raise the chair, lift the paddle up while lifting your weight from the seat until you reach the desired height. Release the paddle to lock into place. To lower the chair, lift the paddle up allowing your weight to push the seat down to the desired height. Release the paddle to lock into place.



2 | Tilt Lock

To adjust the recline angle, push the paddle down to unlock it. Recline to the desired position. Pull the paddle up to lock in the upright position.



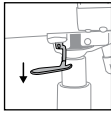
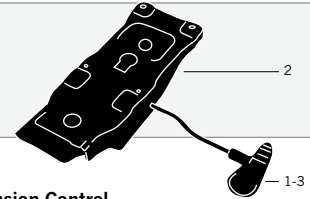
3 | Seat Slider

To adjust the seat depth, pull the paddle up to unlock it and adjust to the desired position. Release the paddle.

CONTROLS

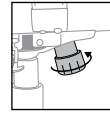
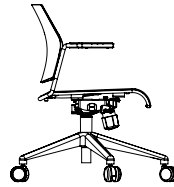
BASIC TILT - 57

Overview: Task applications which require moderate and affordable adjustability. Suitable with chairs with separate seat and back construction. Central pivot tilting action with lock in upright position only.



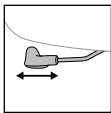
1 | Seat Height Adjustment

To raise the chair, lift the paddle up while lifting your weight from the seat until you reach the desired height.
Release the paddle to lock into place.
To lower the chair, lift the paddle up allowing your weight to push the seat down to the desired height.
Release the paddle to lock into place.



2 | Tension Control

Leaning back in the chair, decide if the resistance of the chair is comfortable. If it is too stiff, rotate the tension knob counter-clockwise. If the chair does not provide enough resistance, turn the knob clockwise.

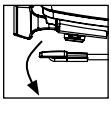
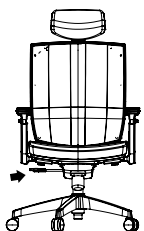
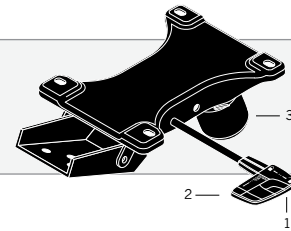


3 | Tilt Lock

To adjust the chair tilt, pull the paddle out to unlock it. Recline to the desired position and push the paddle in to lock in place.

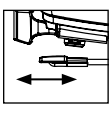
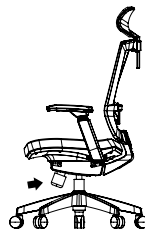
BASIC SYNCHRO TILT WITH SEAT SLIDER (ST) - 88

Overview: Task applications which require moderate adjustability. Suitable for chairs with separate seat and back construction.



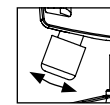
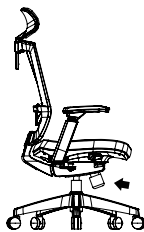
1 | Seat Height Adjustment

To raise, push the paddle down while taking your weight off the chair. To lower, stay seated and push the paddle down. Release when you reach the desired height.



2 | Tilt Lock

To adjust the chair tilt, pull the paddle out to unlock, recline to desired position, push the paddle in to lock.



3 | Tilt Tension

Adjust by turning the knob clockwise to loosen and counter-clockwise to tighten.

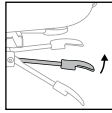
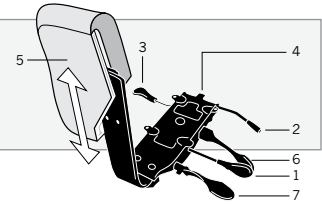
4 | Seat Depth Adjustment

Pull lever, located under the chair on the right side, outward to unlock.
Slide into desired position and release to lock into place.

CONTROLS

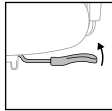
DELUXE TILT J-BAR (DJ) - 80

Overview: Task applications which require extensive adjustability. Center pivot tilting action with infinite tilt lock. Suitable for chairs with independent seat and back construction. "J-Bar" construction provides enhanced visual appeal.



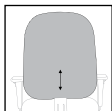
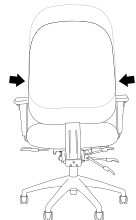
1 | Seat Height Adjustment

To raise the chair, lift the paddle up while lifting your weight from the seat until you reach the desired height. Release the paddle to lock into place. To lower the chair, lift the paddle up allowing your weight to push the seat down to the desired height. Release the paddle to lock into place.



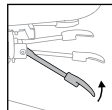
3 | Seat Depth Adjustment (Optional)

To adjust the seat depth, lift up on paddle and simultaneously lift your weight from the seat while sliding the seat forward or backward. Release the paddle to lock the seat in place.



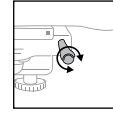
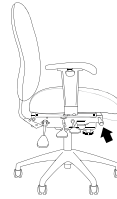
5 | Back Height Adjustment

To adjust back height, lean forward and grasp the sides of the outside back. To raise, slide the back up. To lower, slide it all the way to the top and then lower to desired height. Release to lock in place.



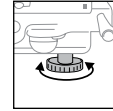
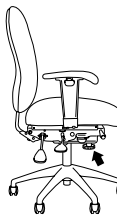
7 | Back Angle Adjustment

To increase the angle of the back, lift the paddle up while putting your weight on the back of the chair until desired angle. Release the paddle to lock. To decrease the angle of the back, lift the paddle up while removing your weight from the back until you reach the desired angle. Release the paddle to lock into place.



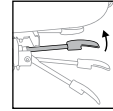
2 | Forward Seat Angle Adjustment

To tilt the seat forward, first recline slightly in the chair and then rotate handle clockwise until desired angle is reached. To return to a neutral position, rotate handle counter-clockwise.



4 | Tension Control

Leaning back in the chair, decide if the resistance of the chair is comfortable. If it is too stiff, rotate the tension knob counter-clockwise. If the chair does not provide enough resistance, turn the knob clockwise.



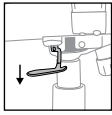
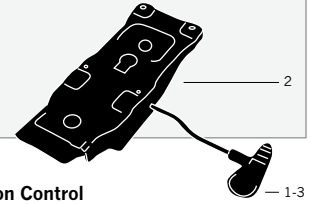
6 | Infinite Tilt Lock

To adjust the recline angle, pull the paddle up to unlock it. Recline to the desired position and push the paddle down to lock in place.

CONTROLS

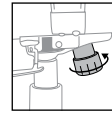
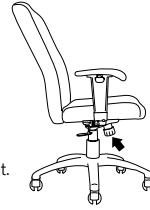
BASIC SYNCHRO-TILT 4 (BT4) - 89

Overview: Task applications which require moderate and affordable adjustability. Suitable for chairs with separate seat and back construction. Synchro-Tilt action with lock in upright position only.



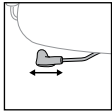
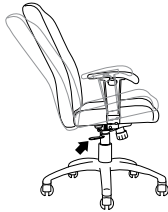
1 | Seat Height Adjustment

To raise the chair, lift the paddle up while lifting your weight from the seat until you reach the desired height. Release the paddle to lock into place. To lower the chair, lift the paddle up allowing your weight to push the seat down to the desired height. Release the paddle to lock into place.



2 | Tension Control

Leaning back in the chair, decide if the resistance of the chair is comfortable. If it is too stiff, rotate the tension knob counter-clockwise. If the chair does not provide enough resistance, turn the knob clockwise.

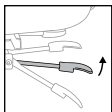
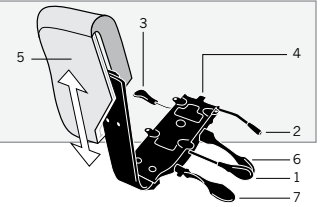


3 | Tilt Lock

To adjust the chair tilt, pull the paddle out to unlock it. Recline to the desired position. Push the paddle in to lock in the upright position only.

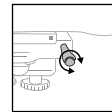
VALUE PLUS (VP) - 90

Overview: Task applications which require extensive adjustability. Center pivot tilting action with infinite tilt lock. Suitable for chairs with independent seat and back construction. "J-Bar" construction provides enhanced visual appeal.



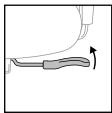
1 | Seat Height Adjustment

To raise the chair, lift the paddle up while lifting your weight from the seat until you reach the desired height. Release the paddle to lock into place. To lower the chair, lift the paddle up allowing your weight to push the seat down to the desired height. Release the paddle to lock into place.



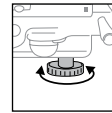
2 | Forward Seat Angle Adjustment

To tilt the seat forward, first recline slightly in the chair and then rotate handle clockwise until desired angle is reached. To return to a neutral position, rotate handle counter-clockwise.



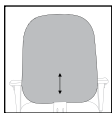
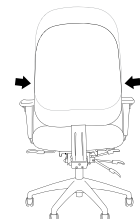
3 | Seat Depth Adjustment

To adjust the seat depth, lift up on paddle and simultaneously lift your weight from the seat while sliding the seat forward or backward. Release the paddle to lock the seat in place.



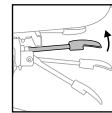
4 | Tension Control

Leaning back in the chair, decide if the resistance of the chair is comfortable. If it is too stiff, rotate the tension knob counter-clockwise. If the chair does not provide enough resistance, turn the knob clockwise.



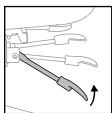
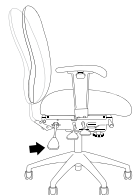
5 | Back Height Adjustment

To adjust back height, lean forward and grasp the sides of the outside back. To raise, slide the back up. To lower, slide it all the way to the top and then lower to desired height. Release to lock in place.



6 | Infinite Tilt Lock

To adjust the recline angle, pull the paddle up to unlock it. Recline to the desired position and push the paddle down to lock in place.

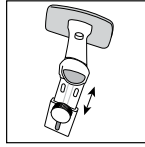
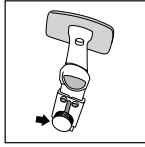


7 | Back Angle Adjustment

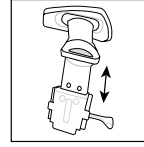
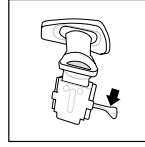
To increase the angle of the back, lift the paddle up while putting your weight on the back of the chair until desired angle. Release the paddle to lock. To decrease the angle of the back, lift the paddle up while removing your weight from the back until you reach the desired angle. Release the paddle to lock into place.

ARM ADJUSTMENTS

ARM WIDTH OPTION SPECIFICATIONS



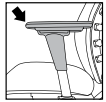
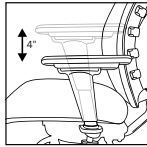
AWK: Arm width adjustment with a turn knob.
Available for:
NA (No Arms), AT, WA, T2, 4D, MF, TW.



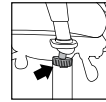
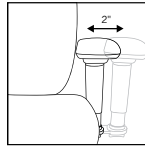
AWL: Arm width adjustment with lever.
Available for: T2, 4D and TW only.
Not available with AT arms or products with a shroud.
Standard with MF Arms.

MULTI-FUNCTIONAL ARM - MF

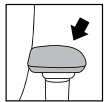
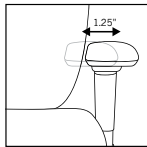
(Adjustable 4" height, pivots and slides side to side and front to back)



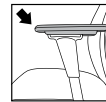
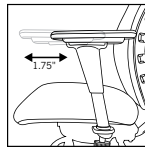
Arm Height Adjustment
To increase the arm height, press the button on the outside of the arm and pull up on the arm until the desired height is reached. To lower the arm height, press the button again until desired height is reached and release the button.



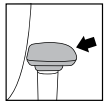
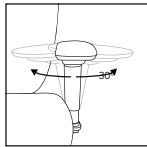
Width Adjustment
To adjust the arm width, loosen the knob found under the seat, move the arm to the desired width and tighten the knob to lock in place.
AWL is standard, AWK optional on some models.



Arm Cap Adjustment - Side to Side
Arm caps can be moved inward or outward by pressing the button on the inside of the arm cap and sliding the cap in the desired position.



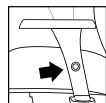
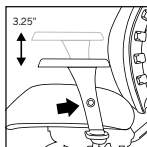
Arm Cap Adjustment - Front to Back
To change arm cap depth, press the button on the inside of the arm cap and slide forwards or backwards to desired position.



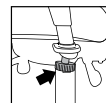
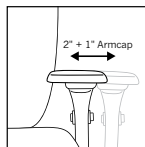
Arm Cap Adjustment - Pivot
To change the angle of the arm cap, press the button on the inside of the arm cap and twist the arm cap either left or right.

4 DIMENSIONAL ARM - 4D

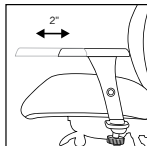
(Adjustable 3.25" height, cap pivots inwards and slides side to side and front to back (width adjustment optional))



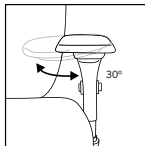
Arm Height Adjustment
To adjust the arm height, push the button in and move the arm to the desired height. Release the button to lock in place.



Width Adjustment (Optional)
To adjust the arm width, loosen the knob found under the seat, move the arm to the desired width and tighten the knob to lock in place.
AWK and AWL available on most models.
Note: Optional on some models



Arm Cap Adjustment - Front and Back
Arm caps can be moved in or out by sliding the cap in the desired direction.

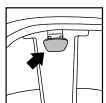
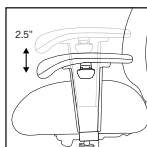


Arm Cap Adjustment - Side to Side
Arm caps can be moved in or out by sliding the cap in the desired direction.

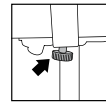
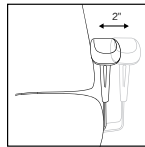
Pivot Inwards
Arm caps can be moved in or out by sliding the cap in the desired direction.

ADJUSTABLE T ARM - AT

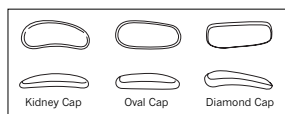
(Adjustable 2.5" height (width adjustment optional))



Arm Height Adjustment
To adjust the arm height, push the button up and move the arm to the desired height. Release the button to lock in place.



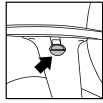
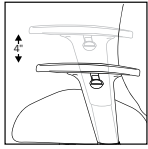
Arm Width Adjustment (Optional)
To adjust the arm width, loosen the knob found under the seat, move the arm to the desired width and tighten the knob to lock in place.
AWK is standard, AWL not available with this arm.
Note: Optional on some models



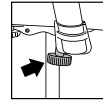
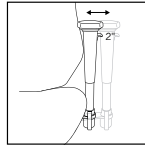
ARM ADJUSTMENTS

TASK 2 ARM - T2

(Adjustable 4" height (width adjustment optional))



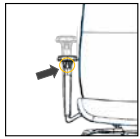
Arm Height Adjustment
To adjust the arm height, push the button up and move the arm to the desired height. Release the button to lock in place.



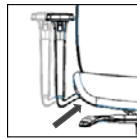
Arm Width Adjustment (Optional)
To adjust the arm width, loosen the knob found under the seat, move the arm to the desired width and tighten the knob to lock in place. AWK and AWL available on most models.

L1 WITH ARM - WA

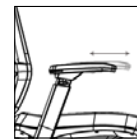
(Adjustable 4" height)



Arm Height Adjustment
To adjust the arm height, push the button in at the front of the arm and move the arm to the desired height. Release the button to lock in place.



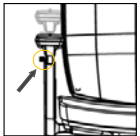
Arm Width Adjustment
To adjust the arm width, pull the lever open to unlock the arm, move the arm to the desired width and close the lever to lock in place.



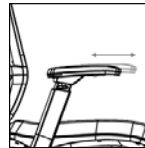
Arm Cap Adjustment - Front and Back
Arm caps can be moved forward or backwards by sliding the cap in the desired direction.

ENTAIL WITH ARM - WA

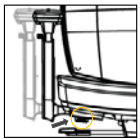
(Adjustable 4" height)



Arm Height Adjustment
To adjust the arm height, press the lever located under the arm cap to raise or lower the arm. Release the lever to lock in place.



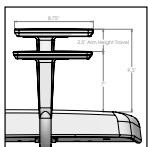
Arm Cap Adjustment - Front and Back
Arm caps can be moved forward or backwards by sliding the cap in the desired direction.



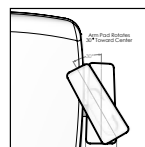
Arm Width Adjustment
To adjust the arm width, loosen the knob found under the seat, move the arm to the desired width and tighten the knob to lock in place.

PROPRIETARY DUAL ARM - L2

(Adjustable 2.5" height and rotates 30° inward)



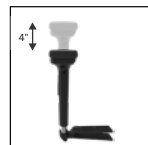
Arm Height Adjustment
To adjust the arm height, press the button on the outside of the arm and pull the arm pad up to the desired height. There are 6 positions of height.



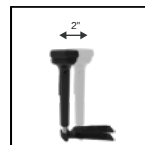
Arm Cap Adjustment
Arm caps can be tilted inward to provide forearm support.

T7 ARM - T7

(Adjustable 4" height and rotates 360°, width adjustment included)



Arm Height Adjustment
To adjust the arm height, push the button in on the side and move the arm to the desired height. Release the button to lock in place.



Arm Width Adjustment
To adjust the arm width, loosen the knob found under the seat, move the arm to the desired width and tighten the knob to lock in place.



Arm Cap Adjustment
To adjust the arm cap inward, slide the arm cap to the desired position.



Arm Cap Swivel Adjustment
Arm caps can be rotated 360 degrees. Simply rotate to the desired position.

CUSTOMER'S OWN MATERIAL (COM)/LEATHER (COL)

For any COM fabric application, please request the official COM notification form QSF 182. One memo sample (6" x 6") of all COM/COL fabrics must be submitted for approval with the following information:

1. Customer Purchase Order
2. Chair Name/Model Code/Quantity
3. Fabric Supplier
4. Fabric Name/Number/Color
5. Ship To: address

Memo samples to be shipped to:

ALLSEATING CORPORATION
 Attn: Customer Service Department
 5800 Avebury Road, Unit #3
 Mississauga, ON L5R 3M3
 CANADA

Allseating is not responsible for the return of samples; nor the durability, color inaccuracies, dye lot variations, tailoring quality or other defects of any COM/COL.

Upon application approval of COM/COL, fabric must be sent to corporate headquarters with the following:

1. COM/COL Notification Form
2. Commercial Invoice
3. NAFTA Certificate – If shipment originates from the U.S.A.
4. Your company name & contact person
5. Your purchase order number

On your Purchase Order, the following information must be supplied to the factory regarding COM/COL fabric:

1. Manufacturer's name
2. Correct model number to which COM or COL is to be applied
3. A sample (6" x 6") of the COM or COL
4. Instructions for proper application
5. Manufacturer's pattern and color number
6. Correct side of fabric

When no instructions are received with your COM or COL, Allseating will use our own judgment with no recourse. Extended lead times may occur if COM or COL is not properly identified when received by Allseating. Allseating is not responsible for any unclaimed COM/COL 30 days beyond shipment of goods.

COM yardage shown in the Price Catalog is based on single chair requirements. For multiples, the yardage may be reduced, please call Customer Service for details. Regular COM orders will be charged at Group 2 pricing and regular COL orders will be charged at Group 4 pricing.

Allseating reserves the right to reject any COM Fabric or COL Material which, in our opinion, is unsuitable. COM fabric must be supplied in one piece. Where patterns or repeats are involved additional yardage may be required.

All COM/COL orders will not be scheduled for production until Customer Service receives confirmation from our warehouse or receiving department that the fabric has arrived. Shipping will be approximately 4 weeks from receipt of fabric.

All items are available with material furnished by the customer. Yardage requirements listed in our price list are based on 54" wide plain material. Generally, additional yardage is required if striped or patterned material is used, if pattern requires matching or if width of material is less than 54" wide. Please contact customer service to determine additional yardage requirements. Though every effort has been made to estimate additional yardage required, Allseating takes no responsibility where additional material must be ordered.

For patterns with a repeat distance of 0"- 9" please estimate an additional 10% in yardage. For a repeat distance of 10"- 20" please estimate an additional 20% in yardage. Any repeat higher than 20" please contact customer service to determine additional yardage requirements.

If you wish to provide your own leather, please estimate 17 square feet of leather per yard of material required, based on the yardage requirement listed for each piece. Allseating will not order special leather from any supplier other than their own.

Allseating can take no responsibility for tailoring, wearability or application of COM/COL covers. Allseating is not held responsible for receipt of defective fabrics, as they are all applied as first quality goods. COM/COL is applied at customer's own risk and Allseating assumes no liability

INFO
 PILLOWS
 ASTUTE
 AILES
 CHIRIFORM
 DONE
 EIGHTY TWO
 ENTAIL
 EXCHANGE
 FLUID
 FOSTER
 HALSA
 INERTIA
 INNATE
 JIF
 L1
 LEVO
 MANTRA
 PRATA
 PRESTO
 RAINBOW
 REQUISITE
 THERAPOD
 TUCK
 WATSON
 YOU
 ZIP

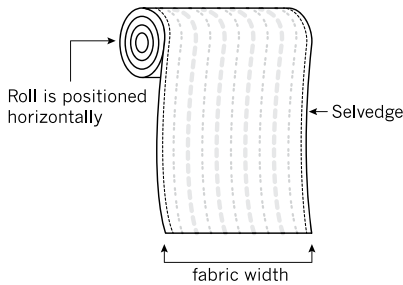
CUSTOMER'S OWN MATERIAL (COM)/LEATHER (COL)

ALL STANDARD SEATING FABRICS ARE APPLIED RIGHT WAY (OFF-THE-BOLT)

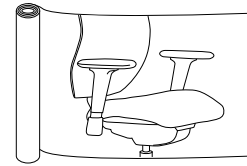
Usually, seating fabrics are patterned to run Right-Way (off-the-bolt). Allseating will upholster all seating products with the fabric pattern running off the bolt unless special instructions stating otherwise are received. (Upcharges may apply)

Right Way Application (Off The Bolt)

To avoid unnecessary confusion, always specify Right Way or Railroad. Explanation of what Railroad and Right Way means.



RW = Right Way
(As woven) or Top Right or In and Out of Both or Up the Goods



RR = Railroad
or Selvage to Top

FABRIC UPGRADE CHART FOR FABRICS GRADED 9 – 12

Determine the amount of fabric required for the product by referencing the COM yardage requirements as published. Once yardage has been determined, add the indicated list amount in the chart below to the published Group 8 price and discount as required.

Yardage	Grade 9	Grade 10	Grade 11	Grade 12
0.5	\$37	\$73	\$111	\$147
0.75	\$56	\$110	\$166	\$220
1	\$74	\$146	\$221	\$293
1.25	\$93	\$183	\$276	\$366
1.5	\$111	\$219	\$332	\$440
1.75	\$130	\$256	\$387	\$513
2	\$148	\$292	\$442	\$586
2.25	\$167	\$329	\$497	\$659
2.5	\$185	\$365	\$553	\$733
2.75	\$204	\$402	\$608	\$806
3	\$222	\$438	\$663	\$879
3.25	\$241	\$475	\$718	\$952
3.5	\$259	\$511	\$774	\$1,026
3.75	\$278	\$548	\$829	\$1,099
4	\$296	\$584	\$884	\$1,172
4.25	\$315	\$621	\$939	\$1,245
4.5	\$333	\$657	\$995	\$1,319
4.75	\$352	\$694	\$1,050	\$1,392
5	\$370	\$730	\$1,105	\$1,465
5.25	\$389	\$767	\$1,160	\$1,538
5.5	\$407	\$803	\$1,216	\$1,612
5.75	\$426	\$840	\$1,271	\$1,685
6	\$444	\$876	\$1,326	\$1,758
6.25	\$463	\$913	\$1,381	\$1,831
6.5	\$481	\$949	\$1,437	\$1,905
6.75	\$500	\$986	\$1,492	\$1,978
7	\$518	\$1,022	\$1,547	\$2,051
7.25	\$537	\$1,059	\$1,602	\$2,124
7.5	\$555	\$1,095	\$1,658	\$2,198
7.75	\$574	\$1,132	\$1,713	\$2,271

Yardage	Grade 9	Grade 10	Grade 11	Grade 12
8	\$592	\$1,168	\$1,768	\$2,344
8.25	\$611	\$1,205	\$1,823	\$2,417
8.5	\$629	\$1,241	\$1,879	\$2,491
8.75	\$648	\$1,278	\$1,934	\$2,564
9	\$666	\$1,314	\$1,989	\$2,637
9.25	\$685	\$1,351	\$2,044	\$2,710
9.5	\$703	\$1,387	\$2,100	\$2,784
9.75	\$722	\$1,424	\$2,155	\$2,857
10	\$740	\$1,460	\$2,210	\$2,930
10.25	\$759	\$1,497	\$2,265	\$3,003
10.5	\$777	\$1,533	\$2,321	\$3,077
10.75	\$796	\$1,570	\$2,376	\$3,150
11	\$814	\$1,606	\$2,431	\$3,223
11.25	\$833	\$1,643	\$2,486	\$3,296
11.5	\$851	\$1,679	\$2,542	\$3,370
11.75	\$870	\$1,716	\$2,597	\$3,443
12	\$888	\$1,752	\$2,652	\$3,516
12.25	\$907	\$1,789	\$2,707	\$3,589
12.5	\$925	\$1,825	\$2,763	\$3,663
12.75	\$944	\$1,862	\$2,818	\$3,736
13	\$962	\$1,898	\$2,873	\$3,809
13.25	\$981	\$1,935	\$2,928	\$3,882
13.5	\$999	\$1,971	\$2,984	\$3,956
13.75	\$1,018	\$2,008	\$3,039	\$4,029
14	\$1,036	\$2,044	\$3,094	\$4,102
14.25	\$1,055	\$2,081	\$3,149	\$4,175
14.5	\$1,073	\$2,117	\$3,205	\$4,249
14.75	\$1,092	\$2,154	\$3,260	\$4,322
15	\$1,110	\$2,190	\$3,315	\$4,395

HOW TO ORDER YOUR ALLSEATING CHAIR

Select your chair, follow the steps below and enter corresponding codes in the boxes along the bottom of the page:



BASE LIST PRICE (based on fabric grade)

MODEL CODE

OPTIONS

NOTE: For complete credit information, please refer to Allseating's 'Order Acceptance Policy' and 'Credit Terms' available in this catalog, under 'Conditions of Sale'.

If you have any questions about your order or the ordering process, please contact Allseating's Customer Service Department at 1 800 563 3502.

Specifications and Pricing valid at time of publishing. Please refer to SpecAll™ for most up-to-date information at www.allseating.com

MODEL CODE

To determine your Model Code refer to the Series, Back Style, Controls (or Leg), available and the upcharge (if applicable) for each option. Select the desired configuration and place the corresponding number in the boxes noted at the bottom of the page.

OPTION CODE

Refer to the Arms, Finishes, Option Code etc. for the availability and the upcharge for each option. Choose the options you require, and fill in the boxes with the appropriate code. If multiple options are desired, simply separate with a hyphen. If you do not fill in any option codes, you will be shipped the standard components.

FABRIC CODE

Refer to the Allseating fabric cards, and select your fabric. The pricing pages indicate list prices for Group 1 - Group 8 Fabrics, as well as Leather 1-3 (for Groups 9 - 12 please see page 19 for pricing). Enter your selected Fabric Code into the appropriate box. Allseating customers may provide their own fabric or leather, and if you wish to do so, please see page 18 for COM and COL information.

Check your completed codes for accuracy and YouToo with Synchro Tilt, M2 Mesh in Platinum, T2 Arms with AWK, Dual Surface Casters and Seat Slider with Atlantic Fabric (F-A66064), your completed model code should look like this:

84012-T2-BK-2PT-SS-AWK-LH-KD-F-OC DAN

Model Code: 84012

Option Code: T2 - BK - 2PT - AWK - SS - LH

Fabric Code: F-A66064

DETERMINE YOUR FINAL LIST PRICE

The group of the fabric you select determines the list price of your chair. Please refer to the price chart at the top of the pricing page to determine the list price. If options are selected, add the corresponding upcharge to the list price.

For example, using the same model as above with a Grade 3 fabric the base list price will be: **\$1,070**

With the options note:

84012 (with Grade 3 fabric) \$1,070

T2 \$105 + 2PT \$25 + SS \$79 + AWK \$29 + LH \$28

FINAL LIST PRICE = \$1,248

HOW TO ORDER YOUR ALLSEATING CHAIR

PLACE YOUR ORDER!

Email the following information to Allseating's Order Entry Department at orders@allseating.com (or fax 1 800 272 9911):

- 1 | Completed Model Code with corresponding Options and Fabric codes.
- 2 | Final pricing. Please ensure that you calculate all of your selected options into your final price, as well as any discounts.
- 3 | Completed Purchase Order on company stationery or company letterhead, and include:
 - a purchaser's signature
 - a ship to address
 - contact name, phone number and e-mail address
 - **if available, please include SIF, XML or 20/20 Worksheet with purchase order.**

Please ensure that the Purchase Order is made out to:

Allseating
 5800 Avebury Road, Unit 3
 Mississauga, Ontario Canada
 L5R 3M3

You will receive an automated order confirmation within 72 hours of receiving your Purchase Order, providing all correct information is received. Thank you in advance!

FREIGHT SERVICES

Please be aware that Allseating's standard is to ship in KD (Knocked Down) format. However, in order for us to provide you with the best value and help you control your costs, Allseating offers 3 flat rate freight options: KD-Knocked Down, BW-Fully Assembled Blanket Wrapped and FA-Fully Assembled in a Carton (minimum order quantity of 25 units/seats applies). Where available, these options are detailed on each product page with a model code and price. For each of these freight options, Allseating will select carriers at their discretion. Allseating's standard shipping is "Best Way" which is typically "Dock to Dock". Recipients are required to arrange for people to receive and unload the contents of the trailer. Should an appointment be required with your receiving dock, this must be indicated on your purchase order and the freight company will reach out 24 hours in advance for a delivery appointment. Should you require any special freight services that are not included with our standard freight, the Allseating Sales Support Team will gladly assist you. However, for your convenience, we have provided an estimated price associated with the services commonly requested. Please ensure that you indicate one of the three (3) Freight Requirements offered in your model code: **AS** - Allseating Standard, **GD** - Guaranteed Delivery Date and Time (quote required) or **FQ** - Special Freight Service (quote required).

Please note the following freight service costs and ensure you indicate the quote reference # and charge provided by Sales Support on your Purchase Order:

ALLSEATING FREIGHT SERVICE*	NET PRICE	MODEL CODE
Guaranteed Delivery Date and Time	Call for quote	GD
Inside delivery	Call for quote	FQ
Residential Delivery	Call for quote	FQ
Shipments requiring to be palletized	Call for quote	FQ
Delivery before/after hours and/or weekends	Call for quote	FQ
Shipping points beyond standard zones (remote locations)	Call for quote	FQ
Overseas deliveries	Call for quote	FQ
Smaller truck required	Call for quote	FQ
Deliveries outside the 48 contiguous states and Canada (including NWT, YK, NU)	Call for quote	FQ
No Dock but accessible to 53 foot trailer	\$150 per truck	FQ
Not accessible to 53 foot trailer / small truck	\$300 per truck	FQ
Curbside delivery with 53 foot trailer	\$150 per truck	FQ
After hours	\$600 per truck	FQ
Power Tailgate	\$300 per truck	FQ
Military Base where US driver required for delivery	\$500 per truck	FQ
Driver Assist	\$300 per truck	FQ
Waiting*	\$125 /hour	

*Please note that ALL services (including Allseating's Standard delivery) have a specific window for trucks to be unloaded (LTL=1 hour, FTL=2 hours). Any wait time outside of that window will incur charges at \$125/hour.

MESH APPLICATION

MESH	MODEL CODE	COLOR NAME	YOU	LEVO	EIGHTY TWO	ENTAIL	INERTIA	ZIP	L1	FLUID	FOSTER
M1 [ENTAIL]	1ON	ONYX		•		•	•				
	1CN	CARBON		•		•	•				
	1CO	CAROB		•		•	•				
	1CR	CRIMSON		•		•	•				
	1CU	CURRENT		•		•	•				
	1DU	DUNE		•		•	•				
	1HZ	HAZE		•		•	•				
	1MA	MAIZE		•		•	•				
	1MI	MIDNIGHT		•		•	•				
	1PC	PACIFIC		•		•	•				
	1SA	SAGE		•		•	•				
	1SK	SMOKE		•		•	•				
	1CV	COVE		•		•	•				
1AU	AUTUMN		•		•	•					
M2 [FLUID, FOSTER, YOU MESH]	2IR	IRON	•			•	•	•	•	•	•
	2PT	PLATINUM	•			•	•	•	•	•	•
	2ZC	ZINC	•			•	•	•	•	•	•
	2CP	COPPER	•			•	•	•	•	•	•
	2PW	PEWTER	•			•	•	•	•	•	•
	2BR	BRONZE	•			•	•	•	•	•	•
	2PA	PATINA	•			•	•	•	•	•	•
	2GO	GOLD	•			•	•	•	•	•	•
	2RH	RHODIUM	•			•	•	•	•	•	•
M3 [FLUID, FOSTER, YOU MESH]	3EB	EBONY	•			•	•	•		•	•
	3CB	COBALT	•			•	•	•		•	•
	3SI	SILICA	•			•	•	•		•	•
	3SD	SANDSTONE	•			•	•	•		•	•
	3DG	DARK GREY	•			•	•	•		•	•
M4 [HONEYCOMB]	4BH	BLACK HONEYCOMB	•			•	•	•	•		
M7 [INERTIA]	7BK	BLACK					•				
	7NY	NAVY					•				
	7SB	SKY BLUE					•				
	7GR	GREY					•				
	7SV	SILVER					•				
	7SD	SANDSTONE					•				
	7GA	GREEN APPLE					•				
	7FL	FLARE					•				
M8 [ZIP]	8HM	HORIZONTAL						•			
	8SM	SHEER LATTITUDE						•			
M9	9PE	PETAL	•	•					•		
	9FL	FLAME	•	•					•		
	9SU	SUNFLOWER	•	•					•		
	9BS	BLUE SPRUCE	•	•					•		
	9RE	REEF	•	•					•		
	9BA	BAMBOO	•	•					•		
	9CH	CHESTNUT	•	•					•		
	9FR	FROST	•	•					•		
	9GR	GRANITE	•	•					•		
9CO	COSMOS	•	•					•			
M10	10C	CHARCOAL							•		
	10N	NICKLE							•		
	10F	FOG							•		
	10B	BLACK							•		
M11	11M	MIXTAPE			•						
	11S	STARDUST			•						
	11N	NEW WAVE			•						
	11A	ARCADE			•						

ALLSEATING™ PILLOWS



FEATURES

- Flame resistant StaminaFibre™ filling allows pillow to maintain shape and feel after numerous washes
- Includes removable cover with invisible zipper and pillow insert
- Machine washable
- Hypoallergenic

DIMENSIONS

- Square Pillow
- 16"L | 16"W
 - COM: 0.5 yards
- Lumbar Pillow
- 20"L | 11"W
 - COM: 0.75 yards

NOTES

- Ships fully assembled
- For BW Freight Options, must accompany a qualifying seating order where minimum quantities apply, please check with Sales Support for details
- Allseating pillows are warranted for 3 years against flattening

BASE PRICE | \$115 E4P01

DESCRIPTION

Allseating pillows provide the perfect amount of support and comfort while also lending complimentary accent colours to our lounge seating

Code	Grade 1	Grade 2/ COM	Grade 3	Grade 4/ COL	Grade 5	Grade 6	Grade 7	Grade 8	Leather 1	Leather 2	Leather 3
E4P01	\$115	\$136	\$150	\$168	\$183	\$211	\$243	\$278	\$355	\$389	\$492
E4P02	\$142	\$156	\$165	\$177	\$188	\$206	\$227	\$251	\$302	\$325	\$393

SERIES	E4P	Allseating Pillows	QS	\$
SHAPE	01	Lumbar Pillow [11" x 21"]		-
	02	Square Pillow [16" x 16"]		VAR
FREIGHT OPTIONS	FA	Fully Assembled in a Carton		-
	BW	Blanket Wrapped [available if combined with qualified seating]		-
FREIGHT REQUIREMENTS	AS	Allseating Standard		-
	FQ	Special Freight Instructions (Call for Quote)		VAR
	GD	Guaranteed Delivery Date and Time (Call for Quote)		VAR

TO ORDER SIMPLY FILL IN THE BLANKS

E4P				
SERIES	SHAPE	FREIGHT OPTION	FREIGHT REQUIREMENTS	FABRIC CODE <small>Please refer to allseating.com for fabric codes.</small>





ASTUTE® GUEST POLY

BASE PRICE | \$590
24054-NPA/NPM

DESIGN | BUSK + HERTZOG | GSA SIN | 33721

Polypropylene Seat and Back	Grade 1	Grade 2/ COM	Grade 3	Grade 4/ COL	Grade 5	Grade 6	Grade 7	Grade 8	Leather 1	Leather 2	Leather 3
\$590	\$660	\$681	\$695	\$713	\$728	\$756	\$788	\$823	\$900	\$934	\$1,037

FEATURES

- Standard nylon glide
- Reinforced polypropylene seat and back
- Polished aluminum arms
- Wall-Saving designed frame
- Shroud included with optional upholstered seat
- Stacks 14 high on dolly, 7 with upholstered seats
- Stacks 6 on the floor, 4 with upholstered seats
- Caster stacking

DIMENSIONS

- Overall Armless: 33.88"H | 20.93"W | 22.75"D
- Overall Penguin Arm 4-Leg: 33.88"H | 26.5"W | 22.75"D
- Overall Loop Arm 4-Leg: 33.88"H | 24.25"W | 22.75"D
- Seat: 18"W | 17.38"D | 18"H
- Back: 14"H | 18"W
- Upholstered seat will add 0.75" to seat height
- COM Seat: 0.75 yards

NOTES

- Ships full assembled, for BW Freight Option, a 25 unit minimum order applies.
- For orders of less than 2, a cartoning surcharge of \$22 net will be incurred per order.
- Ganging brackets shipped separately: Requires Installation.
- This product meets the requirements set forth in ANSI/BIFMA X5.1-2011 and is warranted for users up to 350 lbs.
- Dimensions are dependant on options selected. Product can be configured to comply with BIFMA G1-2002 Guidelines.
- Felt covered glides are suitable for use on hardwood, marble.
- Chrome Rockers best used on uneven floors, but are also suitable for all floor types

SERIES	24	Astute	QS	\$
BACK STYLE	0	Midback		-
LEG	54	Stackable 4-Leg		-
	50	Stackable Sled (will not stack with loop arm)		\$10
ARM	N	No Arm [Arm Finish Selection Still Required]		-
	G	Penguin Arm		\$70
	L	Loop Arm (will not stack with sled base)		\$120
ARM FINISH	PA	Polished Aluminum		-
	PM	Painted to Match Frame		-
FRAME FINISH	CM	Chrome		\$65
	MON	Matte Onyx		-
	MSK	Matte Smoke		-
	PON	Onyx		-
	PSK	Smoke		-
	PMI	Midnight		-
TRIM FINISH (glides + shroud)	BKN	Black		-
	SKN	Smoke		-
POLYPROPYLENE	ON	Onyx		-
Indicate:	SK	Smoke		-
B for Back S for Seat	MI	Midnight		-
OPTIONS	UPH	Fully Upholstered Seat with Poly Back		VAR
	CA	Carpet Casters [Black Trim Only]		\$48
	TC	Dual Surface Casters [Black Trim Only]		\$55
	CR	Chrome Rocker [Black Trim Only]		\$26
	FG	Felt Glides (4-Leg + Black Trim only)		\$16
	FG	Felt Glides (Sled)		\$16
	GB	Ganging Bracket (No Arm only)		\$21
FREIGHT OPTIONS	FA	Fully Assembled in a Carton		-
	BW	Blanket Wrapped Fully Assembled [25 Unit Minimum]		\$35
FREIGHT REQUIREMENTS	AS	Allseating Standard		-
	FQ	Special Freight Instructions (Call for Quote)		VAR
	GD	Guaranteed Delivery Date and Time (Call for Quote)		VAR

	ASTUTE Dolly 14	Please ensure dolly has separate model/line item with quantities specified.	\$515
--	------------------------	---	-------

COLORS AVAILABLE	CODE	WHILE QUANTITIES LAST [25 UNIT MINIMUM ORDER QUANTITY]
Indicate:	HZ	Haze
B for Back	CT	Cotton
S for Seat	CU	Currant
P for Paint	CR	Crimson
	SA	Sage
Painted frames add \$30 List	CV	Cove
	MA	Maize
	DU	Dune
	PC	Pacific

TO ORDER SIMPLY FILL IN THE BLANKS

24	0						B	S			
SERIES	BACK STYLE	LEG	ARM	ARM FINISH	FRAME FINISH	TRIM FINISH	POLYPROPYLENE BACK	POLYPROPYLENE SEAT	OPTIONS	FREIGHT OPTION	FABRIC CODE

For additional options separate with (-) hyphen.

Please refer to allseating.com for fabric codes.



ASTUTE® STOOL POLY

DESIGN | BUSK + HERTZOG | GSA SIN | 33721

BASE PRICE | \$640
24052-NPA/NPM

Polypropylene Seat and Back	Grade 1	Grade 2/ COM	Grade 3	Grade 4/ COL	Grade 5	Grade 6	Grade 7	Grade 8	Leather 1	Leather 2	Leather 3
\$640	\$710	\$731	\$745	\$763	\$778	\$806	\$838	\$873	\$950	\$984	\$1,087

FEATURES

- Standard nylon glide
- Reinforced polypropylene seat and back
- Polished aluminum arms
- Wall-Saving designed frame
- Shroud included with optional upholstered seat
- Stacks 10 high on dolly, 7 with upholstered seats
- Stacks 4 on the floor, 4 with upholstered seats

DIMENSIONS

- Bar Overall Armless: 46.9"H | 21.8"W | 22.75"D
- Bar Overall Penguin Arm: 46.9"H | 26.6"W | 22.75"D
- Bar Overall Loop Arm: 46.9"H | 24.3"W | 22.75"D
- Bar Seat: Seat: 31.1"H | 18.2"W | 17.2"D
- Counter Overall Armless: 41.5"H | 21.4"W | 22.74"D
- Counter Overall Penguin Arm: 41.5"H | 26.6"W | 22.75"D
- Counter Overall Loop Arm: 41.5"H | 24.3"W | 22.75"D
- Counter Seat: 25.7"H | 18.2"W | 17.2"D
- COM Seat: 1.25 yds

NOTES

- For orders of less than 2, a cartoning surcharge of \$22 net will be incurred per order.
- This product meets the requirements set forth in ANSI/BIFMA X5.1-2011 and is warranted for users up to 350 lbs.
- Dimensions are dependant on options selected. Product can be configured to comply with BIFMA G1-2002 Guidelines.
- Felt covered glides are suitable for use on hardwood, marble.
- Chrome Rockers best used on uneven floors, but are also suitable for all floor types

SERIES	24	Astute	QS	\$
BACK STYLE	0	Midback		-
LEG	52	Counter 4-Leg		-
	53	Counter Sled (will not stack with loop arm)		\$10
	55	Bar 4-Leg		\$30
	56	Bar Sled (will not stack with loop arm)		\$40
ARM	N	No Arm [Arm Finish Selection Still Required]		-
	G	Penguin Arm		\$70
	L	Loop Arm (will not stack with sled base)		\$120
ARM FINISH	PA	Polished Aluminum		-
	PM	Painted to Match Frame		-
FRAME FINISH	CM	Chrome		\$65
	MON	Matte Onyx		-
	MSK	Matte Smoke		-
	PON	Onyx		-
	PSK	Smoke		-
TRIM FINISH (glides + shroud)	PMI	Midnight		-
	BKN	Black		-
	SKN	Smoke		-
POLYPROPYLENE Indicate:	ON	Onyx		-
	SK	Smoke		-
B for Back S for Seat	MI	Midnight		-
	UPH	Fully Upholstered Seat with Poly Back		VAR
OPTIONS	CR	Chrome Rocker [Black Trim Only]		\$26
	FG	Felt Glides (4-Leg + Black Trim only)		\$16
	FG	Felt Glides (Sled)		\$16
FREIGHT OPTIONS	FA	Fully Assembled in a Carton		-
	BW	Blanket Wrapped Fully Assembled [25 Unit Minimum]		\$35
FREIGHT REQUIREMENTS	AS	Allseating Standard		-
	FQ	Special Freight Instructions (Call for Quote)		VAR
	GD	Guaranteed Delivery Date and Time (Call for Quote)		VAR

	ASTUTE Dolly 14	Please ensure dolly has separate model/line item with quantities specified.	\$515
--	------------------------	---	-------

COLORS AVAILABLE	CODE	WHILE QUANTITIES LAST [25 UNIT MINIMUM ORDER QUANTITY]
Indicate:	HZ	Haze
B for Back	CT	Cotton
S for Seat	CU	Currant
P for Paint	CR	Crimson
	SA	Sage
Painted frames add \$30 List	CV	Cove
	MA	Maize
	DU	Dune
	PC	Pacific

TO ORDER SIMPLY FILL IN THE BLANKS

24	0						B	S			
SERIES	BACK STYLE	LEG	ARM	ARM FINISH	FRAME FINISH	TRIM FINISH	POLYPROPYLENE BACK	POLYPROPYLENE SEAT	OPTIONS	FREIGHT OPTION	FABRIC CODE

For additional options separate with (-) hyphen.
Please refer to allseating.com for fabric codes.



ASTUTE® FULLY UPHOLSTERED

BASE PRICE | \$550
25054-NA

Grade 1	Grade 2/ COM	Grade 3	Grade 4/COL	Grade 5	Grade 6	Grade 7	Grade 8	Leather 1	Leather 2	Leather 3
\$550	\$585	\$608	\$638	\$664	\$710	\$763	\$821	\$949	\$1,006	\$1,178

FEATURES

- Standard nylon glide
- Polished aluminum arms
- Wall-Saving designed frame
- Stacks 7 high on dolly, 4 on the floor
- Caster stacking
- Shroud included

DIMENSIONS

- Overall Armless: 33.88"H | 20.93"W | 22.75"D
- Overall Penguin Arm 4-Leg: 33.88"H | 26.5"W | 22.75"D
- Overall Loop Arm 4-Leg: 33.88"H | 24.25"W | 22.75"D
- Seat: 18"W | 17.38"D | 19"H
- Back: 14"H | 18"W
- COM Back: 0.75 yards
- COM Seat: 0.75 yards
- COM: 1.25 yards

NOTES

- Ships fully assembled for BW Freight Options, a 25 unit minimum order applies
- For orders of less than 2, a cartoning surcharge of \$22 net will be incurred per order.
- Ganging brackets shipped separately: Requires Installation.
- This product meets the requirements set forth in ANSI/BIFMA X5.1-2011 and is warranted for users up to 350 lbs.
- Dimensions are dependant on options selected. Product can be configured to comply with BIFMA G1-2002 Guidelines.
- Felt covered glides are suitable for use on hardwood, marble.
- Chrome Rockers best used on uneven floors, but are also suitable for all floor types

SERIES	25	Astute Fully Upholstered	QS	\$
BACK STYLE	0	Midback	-	-
LEG	54	Stackable 4-Leg	-	-
	50	Stackable Sled (will not stack with loop arm)	-	\$10
ARM	N	No Arm [Arm Finish Selection Still Required]	-	-
	G	Penguin Arm	-	\$70
	L	Loop Arm (will not stack with sled base)	-	\$120
ARM FINISH	PA	Polished Aluminum	-	-
	PM	Painted to Match Frame	-	-
FRAME FINISH	CM	Chrome	-	\$65
	MON	Matte Onyx	-	-
	MSK	Matte Smoke	-	-
	PON	Onyx	-	-
	PSK	Smoke	-	-
	PMI	Midnight	-	-
TRIM FINISH (glides + shroud)	BKN	Black	-	-
	SKN	Smoke	-	-
OPTIONS	CA	Carpet Casters [Black Trim Only]	-	\$48
	TC	Dual Surface Casters [Black Trim Only]	-	\$55
	CR	Chrome Rocker [Black Trim Only]	-	\$26
	FG	Felt Glides (4-Leg + Black Trim only)	-	\$16
	FG	Felt Glides (Sled)	-	\$16
	GB	Ganging Bracket (No Arm only)	-	\$21
FREIGHT OPTIONS	FA	Fully Assembled in a Carton	-	-
	BW	Blanket Wrapped Fully Assembled [25 Unit Minimum]	-	\$35
FREIGHT REQUIREMENTS	AS	Allseating Standard	-	-
	FQ	Special Freight Instructions (Call for Quote)	-	VAR
	GD	Guaranteed Delivery Date and Time (Call for Quote)	-	VAR

ASTUTE Dolly 14	Please ensure dolly has separate model/line item with quantities specified.	\$515
------------------------	---	-------

TO ORDER SIMPLY FILL IN THE BLANKS

25	-	0	-		-		-		-		-		-		-		-		-		-	
SERIES		BACK STYLE		LEG		ARM		ARM FINISH		FRAME FINISH		TRIM FINISH		OPTIONS For additional options separate with (-) hyphen.		FREIGHT OPTION		FREIGHT REQUIREMENTS		FABRIC CODE Please refer to allseating.com for fabric codes.		



ASTUTE® FULLY UPHOLSTERED STOOL

BASE PRICE | \$590
25052-NPA/NPM

Grade 1	Grade 2/ COM	Grade 3	Grade 4/COL	Grade 5	Grade 6	Grade 7	Grade 8	Leather 1	Leather 2	Leather 3
\$590	\$625	\$648	\$678	\$704	\$750	\$803	\$861	\$989	\$1,046	\$1,218

FEATURES

- Standard nylon glide
- Polished aluminum arms
- Wall-Saving designed frame
- Stacks 7 high on dolly, 4 on the floor
- Shroud included

DIMENSIONS

- Bar Overall Armless: 46.9"H | 21.8"W | 22.75"D
- Bar Overall Penguin Arm: 46.9"H | 26.6"W | 22.75"D
- Bar Overall Loop Arm: 46.9"H | 24.3"W | 22.75"D
- Bar Seat: 31.1"H | 18.2"W | 17.2"D
- Counter Overall Armless: 41.5"H | 21.4"W | 22.74"D
- Counter Overall Penguin Arm: 41.5"H | 26.6"W | 22.75"D
- Counter Overall Loop Arm: 41.5"H | 24.3"W | 22.75"D
- Counter Seat: 25.7"H | 18.2"W | 17.2"D
- COM Seat: 1.25 yds

NOTES

- Ships fully assembled for BW Freight Options, a 25 unit minimum order applies
- For orders of less than 2, a cartoning surcharge of \$22 net will be incurred per order.
- This product meets the requirements set forth in ANSI/BIFMA X5.1-2011 and is warranted for users up to 350 lbs.
- Dimensions are dependant on options selected. Product can be configured to comply with BIFMA G1-2002 Guidelines.
- Felt covered glides are suitable for use on hardwood, marble.
- Chrome Rockers best used on uneven floors, but are also suitable for all floor types

SERIES	25	Astute Fully Upholstered	QS	\$
BACK STYLE	0	Midback	-	-
LEG	52	Counter 4-Leg	-	-
	53	Counter Sled (will not stack with loop arm)	-	\$10
	55	Bar 4-Leg	-	\$30
	56	Bar Sled (will not stack with loop arm)	-	\$40
ARM	N	No Arm [Arm Finish Selection Still Required]	-	-
	G	Penguin Arm	-	\$70
	L	Loop Arm (will not stack with sled base)	-	\$120
ARM FINISH	PA	Polished Aluminum	-	-
	PM	Painted to Match Frame	-	-
FRAME FINISH	CM	Chrome	-	\$65
	MON	Matte Onyx	-	-
	MSK	Matte Smoke	-	-
	PON	Onyx	-	-
	PSK	Smoke	-	-
	PMI	Midnight	-	-
TRIM FINISH (glides + shroud)	BKN	Black	-	-
	SKN	Smoke	-	-
OPTIONS	CR	Chrome Rocker [Black Trim Only]	-	\$26
	FG	Felt Glides (4-Leg + Black Trim only)	-	\$16
	FG	Felt Glides (Sled)	-	\$16
FREIGHT OPTIONS	FA	Fully Assembled in a Carton	-	-
	BW	Blanket Wrapped Fully Assembled [25 Unit Minimum]	-	\$35
FREIGHT REQUIREMENTS	AS	Allseating Standard	-	-
	FQ	Special Freight Instructions (Call for Quote)	-	VAR
	GD	Guaranteed Delivery Date and Time (Call for Quote)	-	VAR

	ASTUTE Dolly 14	Please ensure dolly has separate model/line item with quantities specified.	\$515
--	------------------------	---	-------

TO ORDER SIMPLY FILL IN THE BLANKS

25	0									
SERIES	BACK STYLE	LEG	ARM	ARM FINISH	FRAME FINISH	TRIM FINISH	OPTIONS For additional options separate with (-) hyphen.	FREIGHT OPTION	FREIGHT REQUIREMENTS	FABRIC CODE Please refer to allseating.com for fabric codes.



ASTUTE® +PLUS FULLY UPHOLSTERED

BASE PRICE | \$730

25454-LPA/LPM

Grade 1	Grade 2/ COM	Grade 3	Grade 4/COL	Grade 5	Grade 6	Grade 7	Grade 8	Leather 1	Leather 2	Leather 3
\$730	\$800	\$845	\$905	\$958	\$1,050	\$1,155	\$1,273	\$1,529	\$1,643	\$1,985

FEATURES

- Standard nylon glide
- Polished aluminum loop arms
- Wall-Saving designed frame
- Does not stack
- Loop arms allow for easy ingress/egress

DIMENSIONS

- Overall: 34"H | 32"W | 24"D
- Seat: 18"H | 26"W | 18"D
- Back: 17"H | 26"W
- COM: 2.5 yd.

SERIES	25	Astute Fully Upholstered	QS	\$
BACK STYLE	4	Plus	-	-
LEG	54	4-Leg	-	-
ARM	L	Loop Arm	-	-
ARM FINISH	PA	Polished Aluminum	-	-
	PM	Painted to Match Frame	-	-
FRAME FINISH	CM	Chrome	-	\$65
	MON	Matte Onyx	-	-
	MSK	Matte Smoke	-	-
	PON	Onyx	-	-
	PSK	Smoke	-	-
	PMI	Midnight	-	-
TRIM FINISH (glides + shroud)	BKN	Black	-	-
OPTIONS	FG	Felt Glides	-	\$16
FREIGHT OPTIONS	FA	Fully Assembled in a Carton	-	-
	BW	Blanket Wrapped Fully Assembled [25 Unit Minimum]	-	\$35
FREIGHT REQUIREMENTS	AS	Allseating Standard	-	-
	FQ	Special Freight Instructions (Call for Quote)	-	VAR
	GD	Guaranteed Delivery Date and Time (Call for Quote)	-	VAR

NOTES

- Ships fully assembled for BW Freight Options, a 25 unit minimum order applies
- For orders of less than 2, a cartoning surcharge of \$22 net will be incurred per order.
- This product meets the requirements set forth in ANSI/BIFMA X5.1-2011 and is warranted for users up to 500 lbs.
- Dimensions are dependant on options selected. Product can be configured to comply with BIFMA G1-2002 Guidelines.
- Felt covered glides are suitable for use on hardwood, marble.

TO ORDER SIMPLY FILL IN THE BLANKS

25	4	54	L			BKN				
SERIES	BACK STYLE	LEG	ARM	ARM FINISH	FRAME FINISH	TRIM FINISH	OPTIONS For additional options separate with (-) hyphen.	FREIGHT OPTION	FREIGHT REQUIREMENTS	FABRIC CODE Please refer to allseating.com for fabric codes.



ASTUTE® GUEST WOOD

DESIGN | BUSK + HERTZOG
GSA SIN | 33721

BASE PRICE | \$785 24054-NPA/NPM

Wood Seat and Back	Grade 1	Grade 2/ COM	Grade 3	Grade 4/ COL	Grade 5	Grade 6	Grade 7	Grade 8	Leather 1	Leather 2	Leather 3
\$785	\$735	\$756	\$770	\$788	\$803	\$831	\$863	\$898	\$975	\$1009	\$1112

FEATURES

- Standard nylon glide
- A choice of either Beech ply in 3 finishes: Light, Medium, and Dark or Walnut ply in 2 finishes: Medium and Dark
- Polished aluminum arms
- Wall-Saving designed frame
- Optional upholstered seat
- Stacks 14 high on dolly, 7 with upholstered seats
- Stacks 6 on the floor, 4 with upholstered seats
- Caster stacking
- Shroud included with optional upholstered seat

DIMENSIONS

- Overall Armless: 33.88"H | 20.93"W | 22.75"D
- Overall Penguin Arm 4-Leg: 33.88"H | 26.5"W | 22.75"D
- Overall Loop Arm 4-Leg: 33.88"H | 24.25"W | 22.75"D
- Seat: 18"W | 17.375"D
- Back: 14"H | 18"W
- Upholstered seat will add 0.75" to seat height
- COM: 0.75 yd.

NOTES

- Ships fully assembled, for BW Freight Option, a 25 unit minimum order applies.
- For orders of less than 2, a cartoning surcharge of \$22 net will be incurred per order.
- Ganging brackets shipped separately: Requires Installation.
- This product meets the requirements set forth in ANSI/BIFMA X5.1-2011 and is warranted for users up to 350 lbs.
- Dimensions are dependant on options selected. Product can be configured to comply with BIFMA G1-2002 Guidelines.
- Felt covered glides are suitable for use on hardwood, marble.
- Chrome Rockers best used on uneven floors, but are also suitable for all floor types

SERIES	24	Astute	QS	\$
BACK STYLE	0	Midback		-
LEG	54	Stackable 4-Leg		-
	50	Stackable Sled (will not stack with loop arm)		\$10
ARM	N	No Arm [Arm Finish Selection Still Required]		-
	G	Penguin Arm		\$70
	L	Loop Arm (will not stack with sled base)		\$120
ARM FINISH	PA	Polished Aluminum		-
	PM	Painted to Match Frame		-
FRAME FINISH	CM	Chrome		\$65
	MON	Matte Onyx		-
	MSK	Matte Smoke		-
	PON	Onyx		-
	PSK	Smoke		-
	PMI	Midnight		-
TRIM FINISH (glides + shroud)	BKN	Black		-
	SKN	Smoke		-
WOOD	LB	Striped Beech Light		-
	MB	Striped Beech Medium		-
	DB	Striped Beech Dark		-
	MW	Walnut Medium		\$160
	DW	Walnut Dark		\$160
OPTIONS	UPH	Fully Upholstered Seat with Wood Back		VAR
	CA	Carpet Casters [Black Trim Only]		\$48
	TC	Dual Surface Casters [Black Trim Only]		\$55
	CR	Chrome Rocker [Black Trim Only]		\$26
	FG	Felt Glides (4-Leg + Black Trim only)		\$16
	FG	Felt Glides (Sled)		\$16
	GB	Ganging Bracket (No Arm only)		\$21
FREIGHT OPTIONS	FA	Fully Assembled in a Carton		-
	BW	Blanket Wrapped Fully Assembled [25 Unit Minimum]		\$35
FREIGHT REQUIREMENTS	AS	Allseating Standard		-
	FQ	Special Freight Instructions (Call for Quote)		VAR
	GD	Guaranteed Delivery Date and Time (Call for Quote)		VAR

	ASTUTE Dolly 14	Please ensure dolly has separate model/line item with quantities specified.	\$515
--	------------------------	---	-------

TO ORDER SIMPLY FILL IN THE BLANKS

24	0						B	S				
SERIES	BACK STYLE	LEG	ARM	ARM FINISH	FRAME FINISH	TRIM FINISH	POLYPROPYLENE BACK	POLYPROPYLENE SEAT	OPTIONS	FREIGHT OPTION	FREIGHT REQUIREMENTS	FABRIC CODE
									For additional options separate with () hyphen.			Please refer to allseating.com for fabric codes.



ASTUTE® STOOL WOOD

DESIGN | BUSK + HERTZOG
OPEN MARKET

BASE PRICE | \$835
24052-NPA/NPM

Wood Seat and Back	Grade 1	Grade 2/ COM	Grade 3	Grade 4/ COL	Grade 5	Grade 6	Grade 7	Grade 8	Leather 1	Leather 2	Leather 3
\$835	\$775	\$796	\$810	\$828	\$843	\$871	\$903	\$938	\$1015	\$1049	\$1152

FEATURES

- Standard nylon glide
- A choice of either Beech ply in 3 finishes: Light, Medium, and Dark or Walnut ply in 2 finishes: Medium and Dark
- Polished aluminum arms
- Wall-Saving designed frame
- Optional upholstered seat
- Stacks 10 high on dolly, 7 with upholstered seats
- Stacks 4 on the floor, 4 with upholstered seats
- Shroud included with optional upholstered seat

DIMENSIONS

- Bar Overall Armless: 46.9"H | 21.8"W | 22.75"D
- Bar Overall Penguin Arm: 46.9"H | 26.6"W | 22.75"D
- Bar Overall Loop Arm: 46.9"H | 24.3"W | 22.75"D
- Bar Seat: Seat: 31.1"H | 18.2"W | 17.2"D
- Counter Overall Armless: 41.5"H | 21.4"W | 22.74"D
- Counter Overall Penguin Arm: 41.5"H | 26.6"W | 22.75"D
- Counter Overall Loop Arm: 41.5"H | 24.3"W | 22.75"D
- Counter Seat: 25.7"H | 18.2"W | 17.2"D
- COM Seat: 1.25 yds

NOTES

- For orders of less than 2, a cartoning surcharge of \$22 net will be incurred per order.
- This product meets the requirements set forth in ANSI/BIFMA X5.1-2011 and is warranted for users up to 350 lbs.
- Dimensions are dependant on options selected. Product can be configured to comply with BIFMA G1-2002 Guidelines.
- Felt covered glides are suitable for use on hardwood, marble.
- Chrome Rockers best used on uneven floors, but are also suitable for all floor types

SERIES	24	Astute	QS	\$
BACK STYLE	0	Midback		-
LEG	52	Counter 4-Leg		-
	53	Counter Sled (will not stack with loop arm)		\$10
	55	Bar 4-Leg		\$30
	56	Bar Sled (will not stack with loop arm)		\$40
ARM	N	No Arm [Arm Finish Selection Still Required]		-
	G	Penguin Arm		\$70
	L	Loop Arm (will not stack with sled base)		\$120
ARM FINISH	PA	Polished Aluminum		-
	PM	Painted to Match Frame		-
FRAME FINISH	CM	Chrome		\$65
	MON	Matte Onyx		-
	MSK	Matte Smoke		-
	PON	Onyx		-
	PSK	Smoke		-
	PMI	Midnight		-
	TRIM FINISH (glides + shroud)	BKN	Black	
WOOD	SKN	Smoke		-
	LB	Striped Beech Light		-
	MB	Striped Beech Medium		-
	DB	Striped Beech Dark		-
	MW	Walnut Medium		\$160
	DW	Walnut Dark		\$160
OPTIONS	UPH	Fully Upholstered Seat with Wood Back		VAR
	CR	Chrome Rocker [Black Trim Only]		\$26
	FG	Felt Glides (4-Leg + Black Trim only)		\$16
	FG	Felt Glides (Sled)		\$16
FREIGHT OPTIONS	FA	Fully Assembled in a Carton		-
	BW	Blanket Wrapped Fully Assembled [25 Unit Minimum]		\$35
FREIGHT REQUIREMENTS	AS	Allseating Standard		-
	FQ	Special Freight Instructions (Call for Quote)		VAR
	GD	Guaranteed Delivery Date and Time (Call for Quote)		VAR

ASTUTE Dolly 14	Please ensure dolly has separate model/line item with quantities specified.	\$515
------------------------	---	-------

TO ORDER SIMPLY FILL IN THE BLANKS

24	0						B	S				
SERIES	BACK STYLE	LEG	ARM	ARM FINISH	FRAME FINISH	TRIM FINISH	POLYPROPYLENE BACK	POLYPROPYLENE SEAT	OPTIONS For additional options separate with (-) hyphen.	FREIGHT OPTION	FREIGHT REQUIREMENTS	FABRIC CODE Please refer to allseating.com for fabric codes.



AYLES™ GUEST

DESIGN | ALLSEATING
GSA SIN | 33721

BASE PRICE | \$1,565 41016-LB

Grade 1	Grade 2/ COM	Grade 3	Grade 4/COL	Grade 5	Grade 6	Grade 7	Grade 8	Leather 1	Leather 2	Leather 3
\$1,565	\$1,642	\$1,692	\$1,758	\$1,815	\$1,917	\$2,033	\$2,162	\$2,444	\$2,569	\$2,946

FEATURES

- 4" Cylinder
- Aluminum lounge base
- Carpet casters

DIMENSIONS

- Overall: 36.25"- 40.25"H | 27.5"W | 27.5"D
- Seat: 17.13"- 21.13"H | 17"W | 18.5"D
- Back: 24.31"H | 16"W
- COM FULL: 2.75 yd.
- COM BACK: 1.75 yd.
- COM SEAT: 1 yd.

SERIES	41	Ayles	QS	\$
BACK STYLE	0	Midback		-
CONTROL	16	Cone Mechanism*		-
	35	Knee Tilt		-
BASE	LB	Lounge Base		-
	BN	Black Nylon Caster Base		-
	AB	Aluminum Caster Base		\$65
	AR	Auto Return Cylinder		\$82
OPTIONS	H	55mm Dual Surface Casters		\$30
FREIGHT OPTIONS	FA	Fully Assembled in Carton		-
	BW	Blanket Wrapped Fully Assembled (25 unit minimum)		\$75
	AS	Allseating Standard		-
FREIGHT REQUIREMENTS	FQ	Special Freight Instructions (Call for Quote)		VAR
	GD	Guaranteed Delivery Date and Time (Call for Quote)		VAR

NOTES

- Ships fully assembled for BW Freight Options, a 25 unit minimum order applies
- This product meets the requirements set forth in ANSI/BIFMA X5.1-2011 and is warranted for users up to 350 lbs.
- *When caster base is selected, Cone Mechanism will match

TO ORDER SIMPLY FILL IN THE BLANKS

41	-	0	-	[]	-	[]	-	[]	-	[]	-	[]
SERIES		BACK STYLE		CONTROL		BASE		OPTIONS For additional options separate with (-) hyphen.		FREIGHT OPTION		FREIGHT REQUIREMENTS
												FABRIC CODE Please refer to allseating.com for fabric codes.

AYLES™ OTTOMAN

DESIGN | ALLSEATING
GSA SIN | 33721



FEATURES

- Aluminum lounge base

BASE PRICE | \$295
41X51-LB

Grade 1	Grade 2/ COM	Grade 3	Grade 4/COL	Grade 5	Grade 6	Grade 7	Grade 8	Leather 1	Leather 2	Leather 3
\$295	\$323	\$341	\$365	\$386	\$423	\$465	\$512	\$615	\$660	\$797

SERIES	41	Ayles	QS	\$
BACK STYLE	X	No Back		-
LEG	51	Ottoman		-
BASE	LB	Lounge Base		-
FREIGHT OPTIONS	FA	Fully Assembled in Carton		-
	BW	Blanket Wrapped Fully Assembled (25 unit minimum)		\$35
FREIGHT REQUIREMENTS	AS	Allseating Standard		-
	FQ	Special Freight Instructions (Call for Quote)		VAR
	GD	Guaranteed Delivery Date and Time (Call for Quote)		VAR

DIMENSIONS

- Overall: 16.5"H | 21"W | 18"D
- COM: 1 yd.

NOTES

- Ships fully assembled, for BW Freight Option, a 25 unit minimum order applies.
- This product meets the requirements set forth in ANSI/BIFMA X5.1-2011 and is warranted for users up to 350 lbs.

TO ORDER SIMPLY FILL IN THE BLANKS

41	-	X	-	51	-	LB	-		-		-	
SERIES		BACK STYLE		LEG		BASE		FREIGHT OPTION		FREIGHT REQUIREMENTS		FABRIC CODE Please refer to allseating.com for fabric codes.



CHIROFORM™ ULTRA MIDBACK

DESIGN | ALEX HARLEY
GSA SIN | 33721

BASE PRICE | \$675

96040-NA

Grade 1	Grade 2/ COM	Grade 3	Grade 4/COL	Grade 5	Grade 6	Grade 7	Grade 8	Leather 1	Leather 2	Leather 3
\$675	\$717	\$744	\$780	\$812	\$867	\$930	\$1,001	\$1,154	\$1,223	\$1,428

FEATURES

- 3.5" cylinder
- For arm features and travel specifications, see page 16
- Carpet casters
- High density foam
- 24/7 Warranty on Synchro (40) and Deluxe Synchro (12) mechanisms, options included are T2 arms and Seat Slider

DIMENSIONS

- Overall [Synchro Tilt]: 36.5"- 40"H | 28"W | 28"D
- Overall [Deluxe Tilt J-Bar]: 38" - 41.5"H | 28"W | 28"D
- Seat [Synchro Tilt]: 16.5"- 20"H | 21.5"W | 21"D
- Seat [Deluxe Tilt J-Bar]: 18.25"-21.75"H | 21.5"W | 21"D
- Back: 20"H | 19"W
- COM FULL: 1.5 yds

NOTES

- Ships knocked down.
- For BW and FA freight options, minimum quantities apply, please check with Sales Support for details.
- All other features are dependant on the control specified. Please refer to Control Choice on page 8 for full description of available features.
- Tension is adjustable on OHC and OHH casters to accommodate various surfaces
- This product meets the requirements set forth in ANSI/BIFMA X5.1-2011 and is warranted for users up to 350 lbs.
- Dimensions are dependant on options selected. Product can be configured to comply with BIFMA G1-2002 guidelines.
- If requiring a 3" seat slider, please specify with code SE rather than SS.
- *** High profile base N/A with SS or LS options

SERIES	96	Chiroform Ultra	QS	\$
BACK STYLE	0	Midback	•	-
CONTROL	40	Synchro Tilt [ST]	•	-
	80	Deluxe Tilt J-Bar [DJ]	•	\$58
ARM	NA	No Arm	•	-
	T2	Task 2 Arm	•	\$115
	4D	4 Dimensional Arm	•	\$130
	MF	Multi-functional Arm [Width Adjustment Not Included]	•	\$158
	T7	Ergonomic Task Arm [Includes AWK]	•	\$295
OPTIONS	AWK	Adjustable Width Bracket [Knob][Not Included with MF Arm]	•	\$30
	AWL	Adjustment Width Bracket [Lever][Not Included with MF Arm]	•	\$40
	LH	Dual Surface Casters	•	\$32
	OHH	OH Dual Surface Casters [adjustable]	•	\$95
	OHC	OH Carpet Casters [adjustable]	•	\$63
	BU	Bumper Trim	•	\$30
	SS	Seat Slider [Standard 2.5" range]	•	\$85
	BN	Ballistic Nylon Back	•	\$48
	LS	Low Seat Height with 5" Travel***	•	\$53
	CL	CAL TB133	•	\$95
FREIGHT OPTIONS	KD	Knocked Down	•	-
	BW	Blanket Wrapped - Fully Assembled [25 unit minimum]		\$75
	FA	Fully Assembled in Carton [25 unit minimum]		\$115
FREIGHT REQUIREMENTS	AS	Allseating Standard		-
	FQ	Special Freight Instructions [Call for Quote]		VAR
	GD	Guaranteed Delivery Date and Time [Call for Quote]		VAR

TO ORDER SIMPLY FILL IN THE BLANKS

96	-	0	-		-		-				
SERIES		BACK STYLE		CONTROL		ARM		OPTIONS For additional options separate with (-) hyphen.	FREIGHT OPTION	FREIGHT REQUIREMENTS	FABRIC CODE Please refer to allseating.com for fabric codes.



CHIROFORM™ ULTRA HIGHBACK

DESIGN | ALEX HARLEY
GSA SIN | 33721

BASE PRICE | \$710
96140-NA

Grade 1	Grade 2/ COM	Grade 3	Grade 4/COL	Grade 5	Grade 6	Grade 7	Grade 8	Leather 1	Leather 2	Leather 3
\$710	\$759	\$791	\$833	\$869	\$934	\$1,008	\$1,090	\$1,269	\$1,349	\$1,589

FEATURES

- 3.5" cylinder
- For arm features and travel specifications, see page 16
- Carpet casters
- High density foam
- 24|7 Warranty on Synchro (40) and Deluxe Synchro (12) mechanisms, options included are T2 arms and Seat Slider

DIMENSIONS

- Overall [Synchro Tilt]: 39.5"- 43"H | 28"W | 28"D
- Overall [Deluxe Tilt J-Bar]: 41"-44.5"H | 28"W | 28"D
- Seat [Synchro Tilt]: 16.5"- 20"H | 21.5"W | 21"D
- Seat [Deluxe Tilt J-Bar]: 18.25"-21.75"H | 21.5"W | 21"D
- Back: 23"H | 18.5"W
- COM FULL: 1.75 yds

NOTES

- Ships knocked down.
- For BW and FA freight options, minimum quantities apply, please check with Sales Support for details.
- All other features are dependant on the control specified. Please refer to Control Choice on page 8 for full description of available features.
- Tension is adjustable on OHC and OHH casters to accommodate various surfaces
- This product meets the requirements set forth in ANSI/BIFMA X5.1-2011 and is warranted for users up to 350 lbs.
- Dimensions are dependant on options selected. Product can be configured to comply with BIFMA G1-2002 guidelines.
- If requiring a 3" seat slider, please specify with code SE rather than SS.
- *** High profile base N/A with SS or LS options

SERIES	96	Chiroform Ultra	QS	\$
BACK STYLE	1	Highback	•	-
CONTROL	40	Synchro Tilt [ST]	•	-
	80	Deluxe Tilt J-Bar [DJ]	•	\$58
ARM	NA	No Arm	•	-
	T2	Task 2 Arm	•	\$115
	4D	4 Dimensional Arm	•	\$130
	MF	Multi-functional Arm [Width Adjustment Not Included]	•	\$158
	T7	Ergonomic Task Arm [Includes AWK]	•	\$295
OPTIONS	AWK	Adjustable Width Bracket [Knob][Not Included with MF Arm]	•	\$30
	AWL	Adjustment Width Bracket [Lever][Not Included with MF Arm]	•	\$40
	LH	Dual Surface Casters	•	\$32
	OHH	OH Dual Surface Casters [adjustable]	•	\$95
	OHC	OH Carpet Casters [adjustable]	•	\$63
	BU	Bumper Trim	•	\$30
	SS	Seat Slider [Standard 2.5" range]***	•	\$85
	BN	Ballistic Nylon Back	•	\$48
	LS	Low Seat Height with 5" Travel***	•	\$53
	CL	CAL TB133	•	\$95
FREIGHT OPTIONS	KD	Knocked Down	•	-
	BW	Blanket Wrapped - Fully Assembled [25 unit minimum]		\$75
	FA	Fully Assembled in Carton [25 unit minimum]		\$115
FREIGHT REQUIREMENTS	AS	Allseating Standard		-
	FQ	Special Freight Instructions [Call for Quote]		VAR
	GD	Guaranteed Delivery Date and Time [Call for Quote]		VAR

TO ORDER SIMPLY FILL IN THE BLANKS

96	-	1	-		-		-		-			
SERIES		BACK STYLE		CONTROL		ARM		OPTIONS <small>For additional options separate with (-) hyphen.</small>		FREIGHT OPTION	FREIGHT REQUIREMENTS	FABRIC CODE <small>Please refer to allseating.com for fabric codes.</small>

CHIROFORM™ ULTRA 24:7

DESIGN | ALEX HARLEY
GSA SIN | 33721



FEATURES

- 5.5" heavy duty cylinder
- Heavy duty base
- Memory foam
- For arm features and travel specifications, see page 16
- Heavy duty carpet casters

HIGHBACK DIMENSIONS

- Overall [Deluxe Tilter Heavy Duty]: 40"- 43.5"H | 27"W | 27"D
- Seat [Deluxe Tilter Heavy Duty]: 17.5"- 21"H | 21.5"W | 21"D
- Back: 23"H | 19"W
- COM FULL: 1.75 yds

MIDBACK DIMENSIONS

- Overall [Deluxe Tilter Heavy Duty]: 37"- 40.5"H | 27"W | 27"D
- Seat [Deluxe Tilter Heavy Duty]: 17.5"- 21"H | 21.5"W | 21"D
- Back: 20"H | 19"W
- COM FULL: 1.5 yds

NOTES

- Ships knocked down.
- For BW and FA freight options, minimum quantities apply, please check with Sales Support for details.
- All other features are dependant on the control specified. Please refer to Control Choice on page 8 for full description of available features.
- This product meets the requirements set forth in ANSI/BIFMA X5.1-2011 and is warranted for users up to 350 lbs.
- Dimensions are dependant on options selected. Product can be configured to comply with BIFMA G1-2002 guidelines.
- If requiring a 3" seat slider, please specify with code SE rather than SS.

BASE PRICE \$868											
97011-NA											
Code	Grade 1	Grade 2	Grade 3	Grade 4/ COL	Grade 5	Grade 6	Grade 7	Grade 8	Leather 1	Leather 2	Leather 3
97011-NA	\$868	\$910	\$937	\$973	\$1,005	\$1,060	\$1,123	\$1,194	\$1,347	\$1,416	\$1,621
97111-NA	\$968	\$1,017	\$1,049	\$1,091	\$1,127	\$1,192	\$1,266	\$1,348	\$1,527	\$1,607	\$1,847

SERIES	97	Chiroform Ultra	QS	\$
BACK STYLE	0	Midback	•	VAR
	1	Highback	•	VAR
CONTROL	11	Deluxe Tilter Heavy Duty (DJ/DH)	•	-
ARM	NA	No Arm	•	-
	T2	Task 2 Arm	•	\$115
	4D	4 Dimensional Arm	•	\$130
	AWL	Adjustment Width Bracket (Lever)	•	\$40
OPTIONS	H	Hard Surface Casters	•	\$30
	SS	Seat Slider (Standard 2.5" range)***	•	\$85
	BN	Ballistic Nylon Back	•	INCL
	CL	CAL TB133	•	\$95
	BU	Bumper Trim	•	\$30
FREIGHT OPTIONS	KD	Knocked Down	•	-
	BW	Blanket Wrapped - Fully Assembled [25 unit minimum]		\$75
	FA	Fully Assembled in Carton [25 unit minimum]		\$115
FREIGHT REQUIREMENTS	AS	Allseating Standard		-
	FQ	Special Freight Instructions (Call for Quote)		VAR
	GD	Guaranteed Delivery Date and Time (Call for Quote)		VAR

TO ORDER SIMPLY FILL IN THE BLANKS

97		11					
SERIES	BACK STYLE	CONTROL	ARM	OPTIONS For additional options separate with (-) hyphen.	FREIGHT OPTION	FREIGHT REQUIREMENTS	FABRIC CODE Please refer to allseating.com for fabric codes.



CHIROFORM™ ULTRA STOOL

DESIGN | ALEX HARLEY
GSA SIN | 33721

BASE PRICE | \$728
96019-NA

Grade 1	Grade 2/ COM	Grade 3	Grade 4/COL	Grade 5	Grade 6	Grade 7	Grade 8	Leather 1	Leather 2	Leather 3
\$728	\$770	\$797	\$833	\$865	\$920	\$983	\$1,054	\$1,207	\$1,276	\$1,481

FEATURES

- 8" cylinder
- For arm features and travel specifications, see page 16
- Carpet casters
- Includes adjustable foot ring

DIMENSIONS

- Overall [Basic Stool]: 40"- 47.5"H | 28"W | 28"D
- Overall [Posture Back]: 40.5"-48"H | 28"W | 28"D
- Seat [Basic Stool]: 19.5"- 27"H | 21.5"W | 21"D
- Seat [Posture Back]: 21"-28.5"H | 21.5"W | 21"D
- Back: 20"H | 19"W
- 10" Stool Package
- Seat: 18.5"- 28.5"H, 19"W, 18.5"D
- COM FULL: 1.5 yds

SERIES	96	Chiroform Ultra	QS	\$
BACK STYLE	0	Midback	•	-
CONTROL	19	Basic Stool [B2]	•	-
	30	Posture Back [P]	•	\$74
ARM	NA	No Arm	•	-
	T2	Task 2 Arm	•	\$115
	4D	4 Dimensional Arm	•	\$130
	MF	Multi-Functional Arm [Width Adjustment Not Included]	•	\$158
OPTIONS	AWL	Adjustment Width Bracket [Lever][Not Included with MF Arm]	•	\$40
	H	Dual Surface Casters [10" Stool Only]	•	\$30
	LH	Dual Surface Casters [8" Stool Only]	•	\$32
	G	Glides [10" Stool Only]	•	\$30
	OHH	OH Hard Surface Casters [adjustable 8" Stool Only]	•	\$95
	OHC	OH Carpet Casters [adjustable 8" Stool Only]	•	\$63
	BU	Bumper Trim	•	\$30
	10	10" Stool Package (N/A with P Control)	•	\$36
	AB	Aluminum Base [8" Stool Only]	•	\$65
	BN	Ballistic Nylon Back	•	\$48
	CL	CAL TB133	•	\$95
FREIGHT OPTIONS	KD	Knocked Down	•	-
	BW	Blanket Wrapped - Fully Assembled [25 unit minimum]		\$75
	FA	Fully Assembled in Carton [25 unit minimum]		\$115
FREIGHT REQUIREMENTS	AS	Allseating Standard		-
	FQ	Special Freight Instructions (Call for Quote)		VAR
	GD	Guaranteed Delivery Date and Time (Call for Quote)		VAR

NOTES

- Ships knocked down.
- For BW and FA freight options, minimum quantities apply, please check with Sales Support for details.
- All other features are dependant on the control specified. Please refer to Control Choice on page 8 for full description of available features.
- Tension is adjustable on OHC and OHH casters to accommodate various surfaces
- This product meets the requirements set forth in ANSI/ BIFMA X5.1-2011 and is warranted for users up to 350 lbs.
- Dimensions are dependant on options selected. Product can be configured to comply with BIFMA G1-2002 guidelines.

TO ORDER SIMPLY FILL IN THE BLANKS

96	-	0	-		-		-				
SERIES		BACK STYLE		CONTROL		ARM		OPTIONS For additional options separate with (-) hyphen.	FREIGHT OPTION	FREIGHT REQUIREMENTS	FABRIC CODE Please refer to allseating.com for fabric codes.



CHIROFORM™ BIG

DESIGN | ALLSEATING
GSA SIN | 33721

BASE PRICE | \$1,237

99111-NA

Grade 1	Grade 2/ COM	Grade 3	Grade 4/COL	Grade 5	Grade 6	Grade 7	Grade 8	Leather 1	Leather 2	Leather 3
\$1,237	\$1,300	\$1,341	\$1,395	\$1,442	\$1,525	\$1,620	\$1,725	\$1,956	\$2,058	\$2,367

FEATURES

- 5.5" heavy duty cylinder
- Heavy duty base
- Memory foam
- Adjustable loop arm (2.375")
- Heavy duty carpet casters

DIMENSIONS

- Overall [Deluxe Tilter Heavy Duty]: 41"- 46.5"H | 27"W | 27"D
- Seat [Deluxe Tilter Heavy Duty]: 17.75"- 23.25"H | 23.5"W | 21"D
- Back: 22"H | 22.25"W
- COM FULL: 2.75 yds

SERIES	99	Chiroform Big	QS	\$
BACK STYLE	1	Highback		-
CONTROL	11	Deluxe Tilter Heavy Duty (DJ/DH)		-
ARM	NA	No Arm		-
	AL	Adjustable Loop Arm		\$125
	H	Hard Surface Casters		\$30
OPTIONS	BU	Bumper Trim		\$30
	CL	CAL TB133		\$140
	KD	Knocked Down		-
FREIGHT OPTIONS	BW	Blanket Wrapped - Fully Assembled [25 unit minimum]		\$75
	FA	Fully Assembled in Carton [25 unit minimum]		\$115
FREIGHT REQUIREMENTS	AS	Allseating Standard		-
	FQ	Special Freight Instructions (Call for Quote)		VAR
	GD	Guaranteed Delivery Date and Time (Call for Quote)		VAR

NOTES

- Ships knocked down.
- For BW and FA freight options, minimum quantities apply, please check with Sales Support for details.
- Suitable for up to 500lbs.
- All other features are dependant on the control specified. Please refer to Control Choice on page 8 for full description of available features.
- This product meets the requirements set forth in ANSI/ BIFMA X5.1-2011.
- Dimensions are dependant on options selected. Product can be configured to comply with BIFMA G1-2002 guidelines.

TO ORDER SIMPLY FILL IN THE BLANKS

99	-	1	-	11	-		-		-		-		-	
SERIES		BACK STYLE		CONTROL		ARM		OPTIONS For additional options separate with (-) hyphen.		FREIGHT OPTION		FREIGHT REQUIREMENTS		FABRIC CODE Please refer to allseating.com for fabric codes.

DOVE™ LAB CHAIR

DESIGN | ALLSEATING
OPEN MARKET



FEATURES

- 5.5" Cylinder
- Composite base
- Carpet casters
- Adjustable foot ring included with 8" or 10" stool package

DIMENSIONS LAB CHAIR

- Overall: 30"- 43.5"H | 27"W | 24"D
- Seat: 18.25"- 25.5"H | 18"W | 17"D
- Back: 12.5"- 18.5"H | 16"W

DIMENSIONS SCOOTER STOOL

- Overall: 20.5"H | 27"W | 27"D
- Seat: 15.5"- 20.5"H | 14" Diameter

BASE PRICE \$730												
16030-PY												
CODE	Polyurethane Seat and Back	Grade 1	Grade 2/COM	Grade 3	Grade 4	Grade 5	Grade 6	Grade 7	Grade 8	Leather 1	Leather 2	Leather 3
16017	\$285	\$360	\$388	\$406	\$430	\$451	\$488	\$530	\$577	\$680	\$725	\$862
16030	\$730											

SERIES	16	Dove	QS	\$
BACK STYLE	0	Midback		-
CONTROL	30	Lab Chair Posture Back (P)		VAR
	17	Scoter Stool Basic Posture (B)		VAR
SEAT	PY	Polyurethane		-
	UPH	Upholstered Seat [Scoter Stool Only]		VAR
OPTIONS	H	Dual Surface Casters [Not Available with 8" Stool]		\$30
	LH	Dual Surface Casters [8" Stool Only]		\$32
	P	Pressure Breaking Casters		\$60
	RP	Reverse Pressure Breaking Casters		\$112
	G	Glides [Not Available with 8" Stool]		\$30
	8	8" Stool Package		\$118
	10	10" Stool Package		\$140
FREIGHT OPTIONS	KD	Knocked Down		-
FREIGHT REQUIREMENTS	AS	Allseating Standard		-
	FQ	Special Freight Instructions (Call for Quote)		VAR

NOTES

- Ships knocked down
- For BW and FA freight options, minimum quantities apply.
- Foot ring is included with 8" or 10" stool package; base diameter change (Seat 8: 22"- 30" | Seat 10: 24.5"- 34.5"H)
- All other features are dependant on the control specified. Please refer to Control Choice on page 8 for full description of available features.
- This product meets the requirements set forth in ANSI/ BIFMA X5.1-2011 and is warranted for users up to 350 lbs.
- Dimensions are dependant on options selected. Product can be configured to comply with BIFMA G1-2002 guidelines.

TO ORDER SIMPLY FILL IN THE BLANKS

16	0		PY				
SERIES	BACK STYLE	CONTROL	SEAT	OPTIONS For additional options separate with (-) hyphen.	FREIGHT OPTION	FREIGHT REQUIREMENTS	FABRIC CODE Please refer to allseating.com for fabric codes.



INFO
PILONS
ASTUTE
AILES
CHIRFORM
DOVE
EIGHT TWO
ENTAIL
EXCHANGE
FLUID
FOSTER
HALSA
INERTIA
INNATE
JIF
L1
LEVO
MANTRA
PRATA
PRESTO
RAINBOW
REQUISITE
THERAPOD
TUCK
WATSON
YOU
ZIP



EIGHTY TWO[®] MIDBACK

DESIGN | ALLSEATING
OPEN MARKET

BASE PRICE | \$415
73082-NA

Code	Grade 1	Grade 2	Grade 3	Grade 4/ COL	Grade 5	Grade 6	Grade 7	Grade 8	Leather 1	Leather 2	Leather 3
73082	\$415	\$436	\$450	\$468	\$483	\$511	\$543	\$578	\$655	\$689	\$792
Headrest	\$80	\$87	\$92	\$98	\$103	\$112	\$123	\$134	\$160	\$171	\$206

FEATURES

- 4.5" cylinder
- Fabricated seat foam
- Adjustable lumbar included
- Optional Birch frame and base features black mechanism and black carpet casters
- Optional 2.5" seat slider
- Optional adjustable headrest [fabric matches seat]
- For arm details and travel specifications, see page 16
- Sit to counter includes height adjustable foot ring
- For mesh colors and model codes see page 22

DIMENSIONS

- Overall No Headrest [Basic Synchro Tilt]: 35.5"-40" H | 25.75" W | 25.75" D
- Overall With Headrest [Basic Synchro Tilt]: 41.75"-48.75" H | 25.75" W | 25.75" D
- Seat [Basic Synchro Tilt]: 15" - 19.5" H | 19.4" W | 17"-19" D
- Back: 20.5" H | 18" W
- COM Seat: 0.75 yd
- COM Headrest: 0.25 yd

SERIES	73	Eighty Two	QS	\$
BACK STYLE	0	Midback	-	-
CONTROL	82	Basic Synchro Tilt	-	-
ARM	NA	No Arm	-	-
	CA	Fixed Conference Arm	-	\$80
	T1	Height Adjustable Arm	-	\$70
	PV	Pivot Arm [Coming Soon]	-	\$125
FRAME FINISH	BKN	Black	-	-
Base and arms will match the frame selection	BRN	Birch [Coming Soon]	-	\$48
BACK MESH	11M	M11 Mesh in Mixtape	-	-
	11S	M11 Mesh in Stardust	-	-
	11N	M11 Mesh in New Wave	-	-
	11A	M11 Mesh in Arcade	-	-
OPTIONS [OTHER]	AWK	Adjustable Width Bracket Knob [SS option required]	-	\$37
	HR	Headrest	-	VAR
	LU	Adjustable Lumbar	-	INCL
	SS	Seat Slider [Standard 2.5" range] [not available with SC option]	-	\$85
	HAB	High Profile Aluminum Base	-	\$65
	LH	65mm [2.5"] Dual Surface Casters [Black]	-	\$32
	BC	65mm [2.5"] Dual Surface Casters [Birch]	-	\$32
	OHH	OH Dual Surface Casters [adjustable]	-	\$95
	OHC	OH Carpet Casters [adjustable]	-	\$63
	SC	Sit to Counter	-	\$138
	HS	High Cylinder 5.5"	-	-
FREIGHT OPTIONS	KD	Knocked Down	-	-
	BW	Blanket Wrapped - Fully Assembled [not available when Birch Casters BC option selected]	-	\$75
	FA	Fully Assembled in Carton	-	\$115
FREIGHT REQUIREMENTS	AS	Allseating Standard	-	-
	FQ	Special Freight Instructions [Call for Quote]	-	VAR
	GD	Guaranteed Delivery Date and Time [Call for Quote]	-	VAR

NOTES

- Ships knocked down
- For BW and FA Freight Options minimum quantities apply, please check with Sales Support for details.
- This product meets the requirements set forth in ANSI/BIFMA X5.1-2011 and is warranted for users up to 325 lbs.

TO ORDER SIMPLY FILL IN THE BLANKS

73	-	0	-	82	-		-		-		-		-	
SERIES		BACK STYLE		CONTROL		ARM		FRAME FINISH		BACK MESH		OPTIONS		FREIGHT REQUIREMENTS
												For additional options separate with (-) hyphen.		
												Please refer to allseating.com for fabric codes.		



INFO
PILLOWS
ASTUTE
AILES
CHIROFORM
DONE
EIGHTY TWO
ENTAIL
EXCHANGE
FLUID
FOSTER
HALSA
INERTIA
INNATE
JIF
L1
LEVO
MANTRA
PRATA
PRESTO
RAINBOW
REQUISITE
THERAPOD
TUCK
WATSON
YOU
ZIP

ENTAIL[®] MIDBACK

DESIGN: ALLSEATING
OPEN MARKET



BASE PRICE \$485										
90088-NA										
Grade 1	Grade 2/ COM	Grade 3	Grade 4/COL	Grade 5	Grade 6	Grade 7	Grade 8	Leather 1	Leather 2	Leather 3
\$485	\$506	\$520	\$538	\$553	\$581	\$613	\$648	\$725	\$759	\$862

FEATURES

- 4.25" cylinder
- Seat Slider comes standard
- Black nylon base
- Molded seat foam
- Optional adjustable lumbar, headrest and aluminum base
- Sit to counter includes height adjustable foot ring

DIMENSIONS

- Overall [Basic Synchro Tilt]: 37"- 40.5"H | 27"W | 27"D
- Seat [Basic Synchro Tilt]: 16"- 20.5"H | 18.5"W | 18.75"D
- Back: 21"H | 18.5"W
- COM: 0.75 yd.

SERIES	90	Entail	QS	\$
BACK STYLE	0	Midback	•	-
CONTROL	88	Basic Synchro Tilt (BST)	•	-
ARM	NA	No Arm	•	-
	WA	With Arm	•	\$58
FRAME FINISH	BKN	Black Nylon	•	-
BACK OPTIONS (see page 22 for mesh model code)	M1	M1 Mesh		-
	M2	M2 Mesh		\$63
	M3	M3 Mesh		\$63
	M4	M4 Mesh		\$63
OPTIONS	SS	Seat Slider	•	INCL
	LH	65mm Dual Surface Casters	•	\$32
	OHH	OH Dual Surface Casters [adjustable]		\$95
	OHC	OH Carpet Surface Casters [adjustable]		\$63
	SC	Sit to Counter	•	\$138
	HS	High Seat 5.5"*	•	-
	HRC	Head Rest (fabric matches chair frame)		\$50
	HRF	Head Rest (fabric matches seat fabric)		\$50
	AWK	Adjustable Width Bracket Knob	•	\$30
	LU	Adjustable Lumbar	•	\$32
	HAB	High Profile Aluminum Base	•	\$65
FREIGHT OPTIONS	KD	Knocked Down	•	-
	BW	Blanket Wrapped - Fully Assembled [25 Unit Minimum]		\$75
	FA	Fully Assembled in Carton [25 Unit Minimum]		\$115
FREIGHT REQUIREMENTS	AS	Allseating Standard		-
	FQ	Special Freight Instructions (Call for Quote)		VAR
	GD	Guaranteed Delivery Date and Time (Call for Quote)		VAR

NOTES

- Ships knocked down.
- Warranted for users up to 325lbs.
- For BW and FA freight options, minimum quantities apply, please
- This product meets the requirements set forth in ANSI/BIFMA X5.1-2011.
- Arms, base and casters will match frame finish selection.
- For mesh model code see page 22.
- *Composite base will be substituted if HS option is selected

TO ORDER SIMPLY FILL IN THE BLANKS

90	-	0	-	88	-		-		-		-		-		-		
SERIES		BACK STYLE		CONTROL		ARM		FRAME FINISH		BACK OPTION		OPTIONS		FREIGHT OPTION		FREIGHT REQUIREMENTS	FABRIC CODE
												For additional options separate with (-) hyphen.					Please refer to allseating.com for fabric codes.



INFO
PILLOWS
ASTUTE
AILES
CHIROFORM
DOVE
EIGHTY TWO
ENTAIL
EXCHANGE
FLUID
FOSTER
HALSA
INERTIA
INNATE
JIF
L1
LEVO
MANTRA
PRATA
PRESTO
RAINBOW
REQUISITE
THERAPOD
TUCK
WATSON
YOU
ZIP

EXCHANGE[®] FEATURES + NOTES

FRAMES/LEGS

- Made of 14 gauge steel
- Frames are made of rails, rail connectors, bayonet corner connectors, and ganging brackets [listed below]
- All frames are finished in a black powder coat
- Legs always include a black nylon glide
- With linear configurations, back legs angle outwards for stability
- 90 degree angles are bolted via the rail connectors
- 4 leg options:
 - Standard circular - finished in one of our 8 standard powder coats
 - Rectangular - finished in one of our 8 standard powder coats
 - Wood - 3 different wood finishes - top portion is 14 gauge steel and is always painted in haze [contact Exchange team if require paint coat in any other color]
 - Wire - Chrome finish [contact Exchange team if require paint coat in any other color]
- All legs are 8" tall from the floor to the bottom of the seat

SEATS/BACKS

- Warranted up to 350lbs per seat
- Moulded plastic frame with moulded foam on both seats and backs
- Seats can be configured with a back or as backless, for any other options contact the Exchange team
- Seat and back are bolted together via the rail

ARMS/POWER

- Arms include:
 - Low Narrow - 6" wide x 24" high from floor x 28" deep
 - Low Wide - 12" wide x 24" high from floor x 28" deep
 - High Narrow - 6" wide x 30" high from floor x 28" deep
 - High Wide - 12" wide x 30" high from floor x 28" deep
 - Platform - 12" wide x 13" high from floor x 24" deep [Seat Depth - SD] or 28" deep [Full Depth - FD]
- Platform arms require SD or FD specification, SD will be used with no backs specified, FD will be used with backs specified unless otherwise noted
- Location of power in SD option will be in the middle of the platform, for the FD option it will be towards the back
- Power optional on all arms - 1AC|2XUSB
- 3 power color options - Cloud, Smoke, Onyx
- Power plate on platform arms will always match the frame color
- Arm laminate surface available with low wide arm or 12" platform arms - 13 color options
- No arm or linking ends can be paired with any other End/Arm options
- For standard configurations, all end options must be paired with the same on the opposite end or a no arm or linking end
- Through custom configurations, 12" end options can be paired with different 12" end options.
- Seamless laminate surface

SCREENS

- Upholstered or mesh options available on all standard screens
- Mesh options not available on tall screens
- Mesh screens are priced at a grade 3
- Select type [Partial, Full, Surround] and then finish/fabric
- Screens are always mounted to the backs or backs and sides of the arms
- Partial screen covers the length of the backs
- Full screen covers the length of the backs and the back of the arms
- Surround screen covers the length of the backs and back of the arms, plus the depth of the arms

CORNER TABLES/SWING TABLES

- The corners of the L or U shaped configurations can be replaced with corner tables [DW]
- All corner tables and swing tables require a laminate surface to be specified - 13 colour options
- Due to the laminate, DW arms do not have replaceable fabric covers
- Swing tables are 8" wide and are placed on top and in between 2 seats
- Swing tables should only be placed in the middle of 4 seats [either a

- 4 seater, L with a 4 seater side or a U] since this brings the seat width down to 20"
- Swing tables include power with 1AC|2XUSB in cloud finish only
- Corner tables cannot have power
- Seamless laminate surface

LINKING TABLES

- Linking tables can be used where there are linking options selected on opposite ends of 2 configurations
- 24" or 120 degree options available
- 13 laminate color options
- Power is an option for any linking table
- Power plate will match the frame finish
- Can be specified as either
- Location of power in a Seat Depth [SD] linking table would be towards the middle of the laminate, of a Full Depth [FD] it would be towards the back of the laminate
- Seamless laminate surface
- If screens are specified on the linking tables, screens are required on both adjoining configurations
- Storage on the 24" linking table is available - power will be located towards the middle of the linking table
- Reference Application Guide for further details

GANGING BRACKETS/SHARED LEGS

- Ganging brackets come in kits.
- If the ganging brackets are ordered on their own, a leg is mandatory underneath where the ganging bracket is mounted
- In order to install a ganging bracket, one must have linking ends on opposite ends of the configurations you'd like to gang
- Ganging brackets are finished in a black powder coat, shared legs will match our standard leg option and the 16 powder coat colors are viable
- Back to back and back to back with screen combos to not contain or require ganging brackets
- Side to side shared legs require ganging brackets

FREE STANDING TABLES

- Options include:
 - 16" Cocktail Table
 - 24" Circular Table
 - 30" Circular Table
 - 36" Circular Table
 - 24" x 48" Coffee Table
 - Laptop Table
 - 18" Tall
- Legs angle outwards
- 16 powder coat finishes for the legs, 13 laminate color options
- Laptop table fabric pull to match laminate selection
- Seamless laminate surface

UPHOLSTERY

- All graded-in and carded patterns
- If you are supplying COM/COL, send a sample addressed to your Sales Support Specialist for testing and approval before ordering


SHIPPING

- Exchange configurations to ship PA or BW - screens, legs, and corner sections to be installed in field
- Tables to ship KD - legs to be installed in field
- Linking tables to ship KD - to be attached to linking configuration in the field

OTHER

- This product meets the requirements set forth in AINSI/BIFMA HCF 8.1
- 12 year comprehensive part and labor warranty

EXCHANGE® DIMENSIONS



LINEAR	DIMENSIONS	SINGLE	DOUBLE	TRIPLE	QUAD
OVERALL NO ARM:	HEIGHT	30"	30"	30"	30"
	WIDTH	24"	48"	72"	96"
	DEPTH	28"	28"	28"	28"
SEAT:	HEIGHT	18"	18"	18"	18"
	WIDTH	24"	24"	24"	24"
	DEPTH	20"	20"	20"	20"
SEAT - NO BACK:	DEPTH	24"	24"	24"	24"
	LOW ARMS:	HEIGHT FROM FLOOR	24"	24"	24"
HIGH ARMS:	HEIGHT FROM SEAT	6"	6"	6"	6"
	HEIGHT FROM FLOOR	30"	30"	30"	30"
COM:	HEIGHT FROM SEAT	12"	12"	12"	12"
	NO ARM FULL: yds	3.75	7	10.5	14
	SEAT: yds	1.75	3.5	5.25	7
	BACK: yds	1.75	3.5	5.25	7
	LW ARM: yds	3	3	3	3
	LN ARM: yds	2.5	2.5	2.5	2.5
	HW ARM: yds	3.5	3.5	3.5	3.5
	HN ARM: yds	3.25	3.25	3.25	3.25
	PARTIAL SCREEN	1.75	3	4.25	5.75
	FULL SCREEN	3	4.25	5.75	7
	SURROUND SCREEN	7	8.25	9.75	11

L-SHAPE	DIMENSIONS	2x2	2x3	2x4	3x2	3x3	3x4	4x2	4x3	4x4
OVERALL NO ARM:	HEIGHT	30"	30"	30"	30"	30"	30"	30"	30"	30"
	WIDTH	51"	75"	99"	75"	75"	99"	99"	99"	99"
	DEPTH	51"	51"	51"	51"	75"	75"	51"	75"	99"
SEAT:	HEIGHT	18"	18"	18"	18"	18"	18"	18"	18"	18"
	WIDTH	24"	24"	24"	24"	24"	24"	24"	24"	24"
	DEPTH	20"	20"	20"	20"	20"	20"	20"	20"	20"
LOW ARMS:	HEIGHT FROM FLOOR	24"	24"	24"	24"	24"	24"	24"	24"	24"
	HEIGHT FROM SEAT	6"	6"	6"	6"	6"	6"	6"	6"	6"
HIGH ARMS:	HEIGHT FROM FLOOR	30"	30"	30"	30"	30"	30"	30"	30"	30"
	HEIGHT FROM SEAT	12"	12"	12"	12"	12"	12"	12"	12"	12"
COM:	NO ARM FULL: yds	12.25	12.25	19.25	15.75	19.25	22.75	19.25	22.75	26.25
	SEAT: yds	5.25	5.25	8.75	7	8.75	10.5	8.75	10.5	12.25
	BACK: yds	7	7	10.5	8.75	10.5	12.25	7	10.5	14
	LW ARM: yds	3	3	3	3	3	3	3	3	3
	LN ARM: yds	2.5	2.5	2.5	2.5	2.5	2.5	2.5	2.5	2.5
	HW ARM: yds	3.5	3.5	3.5	3.5	3.5	3.5	3.5	3.5	3.5
	HN ARM: yds	3.25	3.25	3.25	3.25	3.25	3.25	3.25	3.25	3.25
	PARTIAL SCREEN	3.5	4.75	6	4.75	6	7.25	6.5	7.5	8.5
	FULL SCREEN	9	10	11.5	10	11	12.5	9.75	12.5	11.5
	SURROUND SCREEN	13	14	11.5	14	15	16.5	13.75	16.5	15.5

U-SHAPE	DIMENSIONS	4x2	4x3	4x4
OVERALL NO ARM:	HEIGHT	30"	30"	30"
	WIDTH	102"	102"	102"
	DEPTH	51"	75"	99"
SEAT:	HEIGHT	18"	18"	18"
	WIDTH	24"	24"	24"
	DEPTH	20"	20"	20"
LOW ARMS:	HEIGHT FROM FLOOR	24"	24"	24"
	HEIGHT FROM SEAT	6"	6"	6"
HIGH ARMS:	HEIGHT FROM FLOOR	30"	30"	30"
	HEIGHT FROM SEAT	12"	12"	12"
COM:	NO ARM FULL: yds	24.5	31.5	39
	SEAT: yds	10.5	14	18
	BACK: yds	14	17.5	21
	LW ARM: yds	3	3	3
	LN ARM: yds	2.5	2.5	2.5
	HW ARM: yds	3.5	3.5	3.5
	HN ARM: yds	3.25	3.25	3.25
	PARTIAL SCREEN	6.5	7.5	8.5
FULL SCREEN	9.75	12.5	11.5	
SURROUND SCREEN	16	16.5	15.5	

EXCHANGE® DIMENSIONS

FULL CREDENZA	DIMENSIONS	1x1	2x2	3x3	2x3	3x2	3x4	4x3
OVERALL NO ARM [HIGH PARTIAL SCREEN]:	HEIGHT	60"	60"	60"	60"	60"	60"	60"
	WIDTH	36"	60"	102"	96"	96"	120"	96"
	DEPTH	96"	96"	99"	96"	96"	96"	120"
OVERALL WIDE ARM [HIGH PARTIAL SCREEN]:	HEIGHT	60"	60"	60"	-	-	-	-
	WIDTH	48"	60"	84"	-	-	-	-
	DEPTH	96"	96"	96"	-	-	-	-
SEAT:	HEIGHT	18"	60"	60"	18"	18"	18"	18"
	WIDTH	24"	72"	84"	24"	24"	24"	24"
	DEPTH	20"	96"	96"	20"	20"	20"	20"
LOW ARMS:	HEIGHT FROM FLOOR	24"	24"	24"	-	-	-	-
	HEIGHT FROM SEAT	6"	6"	6"	-	-	-	-
HIGH ARMS:	HEIGHT FROM FLOOR	30"	30"	30"	-	-	-	-
	HEIGHT FROM SEAT	12"	12"	12"	-	-	-	-
WIDE ARMS:	WIDTH [SIDE TO SIDE]	12"	12"	12"	-	-	-	-
COM:	NO ARM PARTIAL SCREEN: yds	17	26.5	36.2	36.2	36.2	46.1	46.1
	SEAT: yds	3.5	7	10.5	8.75	8.75	12.25	12.25
	BACK: yds	3.5	7	10.5	8.75	8.75	12.25	12.25
	LW ARM [SINGLE ARM]: yds	1.5	1.5	1.5	-	-	-	-
	HW ARM [SINGLE ARM]: yds	1.75	1.75	1.75	-	-	-	-
	PARTIAL SCREEN: yds	10	12.5	15.2	18.7	18.7	21.6	21.6
	FULL SCREEN	11.2	13.85	16.5	-	-	-	-
	SURROUND SCREEN	14.7	17.35	20	-	-	-	-

PARTIAL CREDENZA	DIMENSIONS	LEFT 2-SEATER	RIGHT 2-SEATER	LEFT 3-SEATER	RIGHT 3-SEATER
OVERALL NO ARM [HIGH PARTIAL SCREEN]:	HEIGHT	60"	60"	60"	60"
	WIDTH	60"	72"	84"	72"
	DEPTH	72"	60"	72"	84"
OVERALL WIDE ARM [HIGH PARTIAL SCREEN]:	HEIGHT	60"	60"	60"	60"
	WIDTH	72"	72"	96"	72"
	DEPTH	72"	72"	72"	96"
LOW ARMS:	HEIGHT FROM FLOOR	24"	24"	24"	24"
	HEIGHT FROM SEAT	6"	6"	6"	6"
HIGH ARMS:	HEIGHT FROM FLOOR	30"	30"	30"	30"
	HEIGHT FROM SEAT	12"	12"	12"	12"
WIDE ARMS:	WIDTH: [side to side]	12"	12"	12"	12"
COM:	NO ARM PARTIAL SCREEN: yds	14.75	14.75	19.75	19.75
	SEAT: yds	3.5	3.5	5.25	5.25
	BACK: yds	3.5	3.5	5.25	5.25
	LW ARM: yds	1.5	1.5	1.5	1.5
	HW ARM: yds	1.75	1.75	1.75	1.75
	COM PARTIAL SCREEN:	7.75	7.75	9.25	9.25
	COM FULL SCREEN:	8.5	8.5	9.75	9.75
	COM SURROUND SCREEN:	10.25	10.25	11.5	11.5
SURROUND SCREEN	16	16.5	15.5	15.5	

EXCHANGE® DIMENSIONS

PARTIAL CREENZA	DIMENSIONS	LEFT L-3x3	RIGHT L-3x3	LEFT L-3x4	RIGHT L-3x4	LEFT L-4x3	RIGHT L-4x3	LEFT L-4x4	RIGHT L-4x4
OVERALL NO ARM [HIGH PARTIAL SCREEN]:	HEIGHT	60"	60"	60"	60"	60"	60"	60"	60"
	WIDTH	76"	88"	76"	112"	76"	112"	100"	112"
	DEPTH	88"	76"	112"	76"	112"	76"	112"	100"
OVERALL WIDE ARM [HIGH PARTIAL SCREEN]:	HEIGHT	60"	60"	60"	60"	60"	60"	60"	60"
	WIDTH	88"	88"	112"	112"	112"	112"	112"	112"
	DEPTH	88"	88"	88"	88"	88"	88"	112"	112"
LOW ARMS:	HEIGHT FROM FLOOR	24"	24"	24"	24"	24"	24"	24"	24"
	HEIGHT FROM SEAT	6"	6"	6"	6"	6"	6"	6"	6"
HIGH ARMS:	HEIGHT FROM FLOOR	30"	30"	30"	30"	30"	30"	30"	30"
	HEIGHT FROM SEAT	12"	12"	12"	12"	12"	12"	12"	12"
WIDE ARMS:	WIDTH: [side to side]	12"	12"	12"	12"	12"	12"	12"	12"
COM:	NO ARM PARTIAL SCREEN: yds	28.8	28.8	33.75	33.75	33.75	33.75	38.5	38.5
	SEAT: yds	8.75	8.75	10.5	10.5	10.5	10.5	12.25	12.25
	BACK: yds	9.5	9.5	11.25	11.25	11.25	11.25	13	13
	LW ARM: yds	1.5	1.5	1.5	1.5	1.5	1.5	1.5	1.5
	HW ARM: yds	1.75	1.75	1.75	1.75	1.75	1.75	1.75	1.75
	COM PARTIAL SCREEN:	10.55	10.55	12	12	12	12	13.25	13.25
	COM FULL SCREEN, NO ARM:	14	14	15.5	15.5	15.5	15.5	16.75	16.75
	COM FULL SCREEN, WIDE ARM:	14.75	14.75	16.05	16.05	16.05	16.05	17.4	17.4
	COM SURROUND SCREEN:	16.45	16.45	17.8	17.8	17.8	17.8	19.15	19.15

PARTIAL CREENZA	DIMENSIONS	LEFT U-2x3	RIGHT U-3x2	LEFT U-3x4	LEFT U-4x3
OVERALL NO ARM [HIGH PARTIAL SCREEN]:	HEIGHT	60"	60"	60"	60"
	WIDTH	104"	88"	104"	112"
	DEPTH	88"	104"	112"	104"
COM:	NO ARM PARTIAL SCREEN: yds	38.5	38.5	47.8	47.8
	SEAT: yds	12.25	12.25	15.75	15.75
	BACK: yds	13.75	13.75	17.25	17.25
	COM PARTIAL SCREEN:	12.1	12.1	14.8	14.8
	COM FULL SCREEN, NO ARM:	19	19	21.75	21.75

WORKPOD	DIMENSIONS	ONE-SEATER	TWO-SEATER
OVERALL NO ARM:	HEIGHT	48"	48"
	WIDTH	37"	61"
	DEPTH	56"	56"
SEAT:	HEIGHT	18"	18"
	WIDTH	24"	24"
	DEPTH	20"	20"
LOW ARMS:	HEIGHT FROM FLOOR	24"	24"
	HEIGHT FROM SEAT	6"	6"
HIGH ARMS:	HEIGHT FROM FLOOR	30"	30"
	HEIGHT FROM SEAT	12"	12"
	WIDE ARMS WIDTH:	12"	12"
COM:	NO ARM FULL: yds	3.75	7
	SEAT: yds	1.75	3.5
	BACK: yds	1.75	3.5
	LW ARM: yds	3	3
	HW ARM: yds	3.5	3.5
	COM PARTIAL SCREEN:	8.25	9.25
COM FULL SCREEN:	8.75	10	
COM SURROUND SCREEN:	10.75	12	



EXCHANGE® ONE-SEATER

DESIGN | NICK GILLISSIE GSA SIN | 711-17

BASE PRICE | \$1,320
E1011-NA

*ARM PRICES LISTED AS SINGLE ARM ONLY
*KNIT SCREEN PRICES USE GRADE 3

Code	Grade 1	Grade 2/ COM	Grade 3/ Knit Screens	Grade 4/ COL	Grade 5	Grade 6	Grade 7	Grade 8	Leather 1	Leather 2	Leather 3
SEAT + OTTOMAN	\$835	\$884	\$916	\$958	\$994	\$1,059	\$1,133	\$1,215	\$1,394	\$1,474	\$1,714
BACK	\$485	\$534	\$566	\$608	\$644	\$709	\$783	\$865	\$1,044	\$1,124	\$1,364
LOW WIDE ARM*	\$395	\$437	\$464	\$500	\$532	\$587	\$650	\$721	\$874	\$943	\$1,148
LOW NARROW ARM*	\$325	\$360	\$383	\$413	\$439	\$485	\$538	\$596	\$724	\$781	\$953
HIGH WIDE ARM*	\$495	\$544	\$576	\$618	\$654	\$719	\$793	\$875	\$1,054	\$1,134	\$1,374
HIGH NARROW ARM*	\$415	\$464	\$496	\$538	\$574	\$639	\$713	\$795	\$974	\$1,054	\$1,294
PARTIAL SCREEN	\$192	\$241	\$273	\$315	\$351	\$416	\$490	\$572	\$751	\$831	\$1,071
FULL SCREEN	\$384	\$468	\$522	\$594	\$657	\$768	\$894	\$1,035	\$1,343	\$1,479	\$1,890
SURROUND SCREEN	\$832	\$1,028	\$1,154	\$1,322	\$1,469	\$1,728	\$2,022	\$2,351	\$3,069	\$3,387	\$4,346

NOTES

- See page 41 for general features and notes
- See page 42-44 for dimensions and customers own material yardage
- Linking Ends can be paired with any other
- End option. All Arms or 12" Platform Ends must be paired with either the same on the opposite end or a Linking end.
- Refer to Application Guide for rules on using linking ends

SERIES	E1	Exchange Linear	CODE		CODE	\$
BACK STYLE	0	Midback	X	Ottoman		VAR
LEG	11	One-Seater				-
END OPTION	LNA	No Arm - Left End	RNA	No Arm - Right End		-
	LLK	Linking End - Left End	RLK	Linking End - Right End		VAR
	LLW	Low Wide - Left End	RLW	Low Wide - Right End		VAR
	LLN	Low Narrow - Left End	RLN	Low Narrow - Right End		VAR
	LHW	High Wide - Left End	RHW	High Wide - Right End		VAR
	LHN	High Narrow - Left End	RHN	High Narrow - Right End		VAR
	LPT	12" Platform - Left End ***	RPT	12" Platform - Right End ***		\$950
ARM SURFACE	WH	White	CL	Clay	WW	Washed Wood \$340
	NT	Natural	TA	Taupe	WL	Light Wood \$340
	FO	Fog	EA	Earth	WM	Medium Wood \$340
	MS	Mist	BK	Black	WS	Slate Wood \$340
					WD	Dark Wood \$340
LEG POSITION	US	Under Seat [Ottoman and No Arms Only]	UA	Under Arm [not available for Ottoman]		-
LEG TYPE	SL	Standard Leg				\$55
	RL	Rectangle Leg				\$465
	WL	Wire Leg [Chrome Only] [for painted contact Sales Support]	MO	Wood Leg [Medium Oak]	DO	Wood Leg [Dark Oak] \$135
	LO	Wood Leg [Light Oak]	MSK	Matte Smoke		-
PAINT FINISH	MON	Matte Onyx	PSK	Smoke	PHZ	Haze -
[will reflect all painted components]	PON	Onyx	PCU	Currant	PMI	Midnight -
	PCT	Cotton	PIN	Indigo [coming soon]	PPI	Pine [coming soon] -
	PCI	Citrus [coming soon]	PBR	Birch [coming soon]		-
	PPO	Pottery [coming soon]	C	Matte Cloud	S	Matte Smoke -
POWER FINISH	O	Matte Onyx	R	Power USB Single Right Arm		\$250
POWER LOCATION	L	Power USB Single Left Arm				
Code: Combine color + side Example CR = Cloud Single Right Arm FOR DUAL POWER SPECIFY LEFT AND RIGHT ARM						
SCREEN TYPE	PS	Partial Screen	FS	Full Screen*	SS	Surround Screen* VAR
KNIT SCREEN COLOR	FR	Frost	KH	Khaki	GR	Graphite VAR
	JA	Java	BK	Black		VAR
FREIGHT OPTIONS	BW	Blanket Wrapped Fully Assembled [25 seat min]				\$75
	PA	Partially Assembled				\$100
FREIGHT REQUIREMENTS	AS	Allseating Standard				-
	FQ	Special Freight Instructions**				VAR
	GD	Guaranteed Delivery**				VAR

* Available with matching ARMS only

** Call for Quote

*** Price includes laminate

TO ORDER SIMPLY FILL IN THE BLANKS

- - - - - - - - - - - - - - -

SERIES BACK STYLE LEG END OPTION END OPTION ARM SURFACE LEG POSITION LEG TYPE PAINT FINISH POWER FINISH+LOCATION SCREEN TYPE KNIT SCREEN FREIGHT OPTION FREIGHT REQUIREMENTS FABRIC CODE
Please refer to allseating.com for fabric codes.

INFO
PILLOWS
ASTUTE
AILES
CHIROFORM
DONE
EIGHTY TWO
ENTAIL
EXCHANGE
FLUID
FOSTER
HALSA
INERTIA
INNATE
JIF
L1
LEVO
MANTRA
PRATA
PRESTO
RAINBOW
REQUISITE
THERAPOD
TUCK
WATSON
YOU
ZIP



EXCHANGE® L-SHAPE 2x2

DESIGN | NICK GILLISSIE GSA SIN | 711-17

BASE PRICE | \$4,405
E2022-NA

*ARM PRICES LISTED AS SINGLE ARM ONLY
*KNIT SCREEN PRICES USE GRADE 3

Code	Grade 1	Grade 2/ COM	Grade 3/ Knit Screens	Grade 4/ COL	Grade 5	Grade 6	Grade 7	Grade 8	Leather 1	Leather 2	Leather 3
SEAT + OTTOMAN	\$2,465	\$2,612	\$2,707	\$2,833	\$2,943	\$3,137	\$3,358	\$3,604	\$4,142	\$4,381	\$5,101
BACK	\$1,940	\$2,136	\$2,262	\$2,430	\$2,577	\$2,836	\$3,130	\$3,459	\$4,177	\$4,495	\$5,454
LOW WIDE ARM*	\$395	\$437	\$464	\$500	\$532	\$587	\$650	\$721	\$874	\$943	\$1,148
LOW NARROW ARM*	\$325	\$360	\$383	\$413	\$439	\$485	\$538	\$596	\$724	\$781	\$953
HIGH WIDE ARM*	\$495	\$544	\$576	\$618	\$654	\$719	\$793	\$875	\$1,054	\$1,134	\$1,374
HIGH NARROW ARM*	\$415	\$464	\$496	\$538	\$574	\$639	\$713	\$795	\$974	\$1,054	\$1,294
LOW DOUBLE WIDE	\$100	\$184	\$238	\$310	\$373	\$484	\$610	\$751	\$1,059	\$1,195	\$1,606
PARTIAL SCREEN	\$384	\$482	\$545	\$629	\$703	\$832	\$979	\$1,144	\$1,502	\$1,662	\$2,141
FULL SCREEN	\$832	\$1,042	\$1,177	\$1,357	\$1,515	\$1,792	\$2,107	\$2,460	\$3,228	\$3,570	\$4,597
SURROUND SCREEN	\$1,024	\$1,276	\$1,438	\$1,654	\$1,843	\$2,176	\$2,554	\$2,977	\$3,900	\$4,309	\$5,542

NOTES

- See page 41 for general features and notes
- See page 42-44 for dimensions and customers own material yardage

SERIES	E2	Exchange L-Shape	CODE		CODE	\$
BACK STYLE	0	Midback	X	No Back Bench		VAR
LEG	22	2 x 2				-
END OPTION	LNA	No Arm - Left End	RNA	No Arm - Right End		-
	LLK	Linking End - Left End	RLK	Linking End - Right End		VAR
	LLW	Low Wide - Left End	RLW	Low Wide - Right End		VAR
	LLN	Low Narrow - Left End	RLN	Low Narrow - Right End		VAR
	LHW	High Wide - Left End	RHW	High Wide - Right End		VAR
	LHN	High Narrow - Left End	RHN	High Narrow - Right End		VAR
	LPT	12" Platform - Left End	RPT	12" Platform - Right End		\$950
ARM SURFACE	WH	White	CL	Clay	WW	Washed Wood \$340
	NT	Natural	TA	Taupe	WL	Light Wood \$340
	FO	Fog	EA	Earth	WM	Medium Wood \$340
	MSK	Mist	BK	Black	WS	Slate Wood \$340
					WD	Dark Wood \$340
LEG POSITION	US	Under Seat [Bench + Narrow Arms Only]	UA	Under Arm [not available for Bench]		-
LEG TYPE	SL	Standard Leg				\$55
	RL	Rectangle Leg				
	LO	Wood Leg [Light Oak]	MO	Wood Leg [Medium Oak]	DO	Wood Leg [Dark Oak] \$135
PAINT FINISH	MON	Matte Onyx	MSK	Matte Smoke		-
[will reflect all painted components]	PON	Onyx	PSK	Smoke	PHZ	Haze -
	PCT	Cotton	PCU	Currant	PMI	Midnight -
	PCI	Citrus [coming soon]	PIN	Indigo [coming soon]	PPI	Pine [coming soon] -
	PPO	Pottery [coming soon]	PBR	Birch [coming soon]		-
POWER FINISH	O	Matte Onyx	C	Matte Cloud	S	Matte Smoke -
POWER LOCATION	L	Power USB Single Left Arm	R	Power USB Single Right Arm		\$250
Code: Combine color + side Example CR = Cloud Single Right Arm FOR DUAL POWER SPECIFY LEFT AND RIGHT ARM						
SCREEN TYPE	PS	Partial Screen	FS	Full Screen*	SS	Surround Screen* VAR
KNIT SCREEN COLOR	FR	Frost	KH	Khaki	GR	Graphite VAR
	JA	Java	BK	Black		VAR
FREIGHT OPTIONS	BW	Blanket Wrapped Fully Assembled [25 seat min]				\$225
	PA	Partially Assembled				\$300
FREIGHT REQUIREMENTS	AS	Allseating Standard				-
	FQ	Special Freight Instructions**				VAR
	GD	Guaranteed Delivery**				VAR

* Available with matching ARMS only

** Call for Quote

*** Price includes laminate

TO ORDER SIMPLY FILL IN THE BLANKS

- - - - - - - - - - - - - -

SERIES BACK STYLE LEG END OPTION END OPTION ARM SURFACE LEG POSITION LEG TYPE PAINT FINISH POWER FINISH+LOCATION SCREEN TYPE KNIT SCREEN FREIGHT OPTION FREIGHT REQUIREMENTS FABRIC CODE
Please refer to allseating.com for fabric codes.



INFO
PILLOWS
ASTUTE
AILES
CHIROFORM
DONE
EIGHTY TWO
ENTAIL
EXCHANGE
FLUID
FOSTER
HALSA
INERTIA
INNATE
JIF
L1
LEVO
MANTRA
PRATA
PRESTO
RAINBOW
REQUISITE
THERAPOD
TUCK
WATSON
YOU
ZIP



EXCHANGE® L-SHAPE 2x3

DESIGN | NICK GILLISSIE GSA SIN | 711-17

BASE PRICE | \$5,725
E2023-NA

*ARM PRICES LISTED AS SINGLE ARM ONLY
*KNIT SCREEN PRICES USE GRADE 3

Code	Grade 1	Grade 2/ COM	Grade 3/ Knit Screens	Grade 4/ COL	Grade 5	Grade 6	Grade 7	Grade 8	Leather 1	Leather 2	Leather 3
SEAT + OTTOMAN	\$3,300	\$3,496	\$3,622	\$3,790	\$3,937	\$4,196	\$4,490	\$4,819	\$5,537	\$5,855	\$6,814
BACK	\$2,425	\$2,670	\$2,828	\$3,038	\$3,221	\$3,545	\$3,913	\$4,324	\$5,221	\$5,619	\$6,818
LOW WIDE ARM*	\$395	\$437	\$464	\$500	\$532	\$587	\$650	\$721	\$874	\$943	\$1,148
LOW NARROW ARM*	\$325	\$360	\$383	\$413	\$439	\$485	\$538	\$596	\$724	\$781	\$953
HIGH WIDE ARM*	\$495	\$544	\$576	\$618	\$654	\$719	\$793	\$875	\$1,054	\$1,134	\$1,374
HIGH NARROW ARM*	\$415	\$464	\$496	\$538	\$574	\$639	\$713	\$795	\$974	\$1,054	\$1,294
LOW DOUBLE WIDE	\$100	\$184	\$238	\$310	\$373	\$484	\$610	\$751	\$1,059	\$1,195	\$1,606
PARTIAL SCREEN	\$576	\$709	\$795	\$909	\$1,008	\$1,184	\$1,384	\$1,607	\$2,094	\$2,310	\$2,961
FULL SCREEN	\$1,216	\$1,496	\$1,676	\$1,916	\$2,126	\$2,496	\$2,916	\$3,386	\$4,411	\$4,866	\$6,236
SURROUND SCREEN	\$1,664	\$2,056	\$2,308	\$2,644	\$2,938	\$3,456	\$4,044	\$4,702	\$6,137	\$6,774	\$8,692

NOTES

- See page 41 for general features and notes
- See page 42-44 for dimensions and customers own material yardage

SERIES	E2	Exchange L-Shape	CODE		CODE	\$
BACK STYLE	0	Midback	X	No Back Bench		VAR
LEG	23	2 x 3				-
END OPTION	LNA	No Arm - Left End	RNA	No Arm - Right End		-
	LLK	Linking End - Left End	RLK	Linking End - Right End		VAR
	LLW	Low Wide - Left End	RLW	Low Wide - Right End		VAR
	LLN	Low Narrow - Left End	RLN	Low Narrow - Right End		VAR
	LHW	High Wide - Left End	RHW	High Wide - Right End		VAR
	LHN	High Narrow - Left End	RHN	High Narrow - Right End		VAR
	LPT	12" Platform - Left End	RPT	12" Platform - Right End		\$950
ARM SURFACE	WH	White	CL	Clay	WW	Washed Wood \$340
	NT	Natural	TA	Taupe	WL	Light Wood \$340
	FO	Fog	EA	Earth	WM	Medium Wood \$340
	MSK	Mist	BK	Black	WS	Slate Wood \$340
					WD	Dark Wood \$340
LEG POSITION	US	Under Seat [Bench + Narrow Arms Only]	UA	Under Arm [not available for Bench]		-
LEG TYPE	SL	Standard Leg				\$55
	RL	Rectangle Leg				\$135
	LO	Wood Leg [Light Oak]	MO	Wood Leg [Medium Oak]	DO	Wood Leg [Dark Oak]
PAINT FINISH	MON	Matte Onyx	MSK	Matte Smoke		-
[will reflect all painted components]	PON	Onyx	PSK	Smoke	PHZ	Haze -
	PCT	Cotton	PCU	Currant	PMI	Midnight -
	PCI	Citrus [coming soon]	PIN	Indigo [coming soon]	PPI	Pine [coming soon] -
	PPO	Pottery [coming soon]	PBR	Birch [coming soon]		-
POWER FINISH	O	Matte Onyx	C	Matte Cloud	S	Matte Smoke -
POWER LOCATION	L	Power USB Single Left Arm	R	Power USB Single Right Arm		\$250
Code: Combine color + side Example CR = Cloud Single Right Arm FOR DUAL POWER SPECIFY LEFT AND RIGHT ARM						
SCREEN TYPE	PS	Partial Screen	FS	Full Screen*	SS	Surround Screen* VAR
KNIT SCREEN COLOR	FR	Frost	KH	Khaki	GR	Graphite VAR
	JA	Java	BK	Black		VAR
FREIGHT OPTIONS	BW	Blanket Wrapped Fully Assembled [25 seat min]				\$300
	PA	Partially Assembled				\$400
FREIGHT REQUIREMENTS	AS	Allseating Standard				-
	FQ	Special Freight Instructions**				VAR
	GD	Guaranteed Delivery**				VAR

* Available with matching ARMS only

** Call for Quote

*** Price includes laminate

TO ORDER SIMPLY FILL IN THE BLANKS

- - - - - - - - - - - - - - -

SERIES BACK STYLE LEG END OPTION END OPTION ARM SURFACE LEG POSITION LEG TYPE PAINT FINISH POWER FINISH+LOCATION SCREEN TYPE KNIT SCREEN FREIGHT OPTION FREIGHT REQUIREMENTS FABRIC CODE
Please refer to allseating.com for fabric codes.



INFO
PILLOWS
ASTUTE
AILES
CHIROFORM
DONE
EIGHTY TWO
ENTAIL
EXCHANGE
FLUID
FOSTER
HALSA
INERTIA
INNATE
JIF
L1
LEVO
MANTRA
PRATA
PRESTO
RAINBOW
REQUISITE
THERAPOD
TUCK
WATSON
YOU
ZIP



EXCHANGE® L-SHAPE 2x4

DESIGN | NICK GILLISSIE GSA SIN | 711-17

BASE PRICE | \$7,045
E2024-NA

*ARM PRICES LISTED AS SINGLE ARM ONLY
*KNIT SCREEN PRICES USE GRADE 3

Code	Grade 1	Grade 2/ COM	Grade 3/ Knit Screens	Grade 4/ COL	Grade 5	Grade 6	Grade 7	Grade 8	Leather 1	Leather 2	Leather 3
SEAT + OTTOMAN	\$4,135	\$4,380	\$4,538	\$4,748	\$4,931	\$5,255	\$5,623	\$6,034	\$6,931	\$7,329	\$8,528
BACK	\$2,910	\$3,204	\$3,393	\$3,645	\$3,866	\$4,254	\$4,695	\$5,189	\$6,265	\$6,743	\$8,181
LOW WIDE ARM*	\$395	\$437	\$464	\$500	\$532	\$587	\$650	\$721	\$874	\$943	\$1,148
LOW NARROW ARM*	\$325	\$360	\$383	\$413	\$439	\$485	\$538	\$596	\$724	\$781	\$953
HIGH WIDE ARM*	\$495	\$544	\$576	\$618	\$654	\$719	\$793	\$875	\$1,054	\$1,134	\$1,374
HIGH NARROW ARM*	\$415	\$464	\$496	\$538	\$574	\$639	\$713	\$795	\$974	\$1,054	\$1,294
LOW DOUBLE WIDE	\$100	\$184	\$238	\$310	\$373	\$484	\$610	\$751	\$1,059	\$1,195	\$1,606
PARTIAL SCREEN	\$768	\$936	\$1,044	\$1,188	\$1,314	\$1,536	\$1,788	\$2,070	\$2,685	\$2,958	\$3,780
FULL SCREEN	\$1,312	\$1,613	\$1,807	\$2,065	\$2,290	\$2,688	\$3,140	\$3,645	\$4,747	\$5,236	\$6,709
SURROUND SCREEN	\$1,760	\$2,173	\$2,439	\$2,793	\$3,102	\$3,648	\$4,268	\$4,961	\$6,473	\$7,144	\$9,165

NOTES

- See page 41 for general features and notes
- See page 42-44 for dimensions and customers own material yardage

SERIES	E2	Exchange L-Shape	CODE		CODE	\$
BACK STYLE	0	Midback	X	No Back Bench		VAR
LEG	24	2 x 4				-
END OPTION	LNA	No Arm - Left End	RNA	No Arm - Right End		-
	LLK	Linking End - Left End	RLK	Linking End - Right End		VAR
	LLW	Low Wide - Left End	RLW	Low Wide - Right End		VAR
	LLN	Low Narrow - Left End	RLN	Low Narrow - Right End		VAR
	LHW	High Wide - Left End	RHW	High Wide - Right End		VAR
	LHN	High Narrow - Left End	RHN	High Narrow - Right End		VAR
	LPT	12" Platform - Left End	RPT	12" Platform - Right End		\$950
ARM SURFACE	WH	White	CL	Clay	WW	Washed Wood \$340
	NT	Natural	TA	Taupe	WL	Light Wood \$340
	FO	Fog	EA	Earth	WM	Medium Wood \$340
	MSK	Mist	BK	Black	WS	Slate Wood \$340
					WD	Dark Wood \$340
LEG POSITION	US	Under Seat [Bench + Narrow Arms Only]	UA	Under Arm [not available for Bench]		-
LEG TYPE	SL	Standard Leg				\$55
	RL	Rectangle Leg				\$55
	LO	Wood Leg [Light Oak]	MO	Wood Leg [Medium Oak]	DO	Wood Leg [Dark Oak] \$135
PAINT FINISH [will reflect all painted components]	MON	Matte Onyx	MSK	Matte Smoke		-
	PON	Onyx	PSK	Smoke	PHZ	Haze -
	PCT	Cotton	PCU	Currant	PMI	Midnight -
	PCI	Citrus [coming soon]	PIN	Indigo [coming soon]	PPI	Pine [coming soon] -
	PPO	Pottery [coming soon]	PBR	Birch [coming soon]		-
POWER FINISH	O	Matte Onyx	C	Matte Cloud	S	Matte Smoke -
POWER LOCATION	L	Power USB Single Left Arm	R	Power USB Single Right Arm		\$250
Code: Combine color + side Example CR = Cloud Single Right Arm FOR DUAL POWER SPECIFY LEFT AND RIGHT ARM						
SCREEN TYPE	PS	Partial Screen	FS	Full Screen*	SS	Surround Screen* VAR
KNIT SCREEN COLOR	FR	Frost	KH	Khaki	GR	Graphite VAR
	JA	Java	BK	Black		VAR
FREIGHT OPTIONS	BW	Blanket Wrapped Fully Assembled [25 seat min]				\$375
	PA	Partially Assembled				\$500
FREIGHT REQUIREMENTS	AS	Allseating Standard				-
	FQ	Special Freight Instructions**				VAR
	GD	Guaranteed Delivery**				VAR

* Available with matching ARMS only

** Call for Quote

*** Price includes laminate

TO ORDER SIMPLY FILL IN THE BLANKS

- - - - - - - - - - - - - -

SERIES BACK STYLE LEG END OPTION END OPTION ARM SURFACE LEG POSITION LEG TYPE PAINT FINISH POWER FINISH+LOCATION SCREEN TYPE KNIT SCREEN FREIGHT OPTION FREIGHT REQUIREMENTS FABRIC CODE
Please refer to allseating.com for fabric codes.



INFO
PILLOWS
ASTUTE
AILES
CHIROFORM
DONE
EIGHTY TWO
ENTAIL
EXCHANGE
FLUID
FOSTER
HALSA
INERTIA
INNATE
JIF
L1
LEVO
MANTRA
PRATA
PRESTO
RAINBOW
REQUISITE
THERAPOD
TUCK
WATSON
YOU
ZIP



EXCHANGE® L-SHAPE 3x2

DESIGN | NICK GILLISSIE GSA SIN | 711-17

BASE PRICE | \$5,725
E2032-NA

*ARM PRICES LISTED AS SINGLE ARM ONLY
*KNIT SCREEN PRICES USE GRADE 3

Code	Grade 1	Grade 2/ COM	Grade 3/ Knit Screens	Grade 4/ COL	Grade 5	Grade 6	Grade 7	Grade 8	Leather 1	Leather 2	Leather 3
SEAT + OTTOMAN	\$3,300	\$3,496	\$3,622	\$3,790	\$3,937	\$4,196	\$4,490	\$4,819	\$5,537	\$5,855	\$6,814
BACK	\$2,425	\$2,670	\$2,828	\$3,038	\$3,221	\$3,545	\$3,913	\$4,324	\$5,221	\$5,619	\$6,818
LOW WIDE ARM*	\$395	\$437	\$464	\$500	\$532	\$587	\$650	\$721	\$874	\$943	\$1,148
LOW NARROW ARM*	\$325	\$360	\$383	\$413	\$439	\$485	\$538	\$596	\$724	\$781	\$953
HIGH WIDE ARM*	\$495	\$544	\$576	\$618	\$654	\$719	\$793	\$875	\$1,054	\$1,134	\$1,374
HIGH NARROW ARM*	\$415	\$464	\$496	\$538	\$574	\$639	\$713	\$795	\$974	\$1,054	\$1,294
LOW DOUBLE WIDE	\$100	\$184	\$238	\$310	\$373	\$484	\$610	\$751	\$1,059	\$1,195	\$1,606
PARTIAL SCREEN	\$576	\$709	\$795	\$909	\$1,008	\$1,184	\$1,384	\$1,607	\$2,094	\$2,310	\$2,961
FULL SCREEN	\$1,216	\$1,496	\$1,676	\$1,916	\$2,126	\$2,496	\$2,916	\$3,386	\$4,411	\$4,866	\$6,236
SURROUND SCREEN	\$1,664	\$2,056	\$2,308	\$2,644	\$2,938	\$3,456	\$4,044	\$4,702	\$6,137	\$6,774	\$8,692

NOTES

- See page 41 for general features and notes
- See page 42-44 for dimensions and customers own material yardage

SERIES	E2	Exchange L-Shape	CODE		CODE	\$
BACK STYLE	0	Midback	X	No Back Bench		VAR
LEG	32	3 x 2				-
END OPTION	LNA	No Arm - Left End	RNA	No Arm - Right End		-
	LLK	Linking End - Left End	RLK	Linking End - Right End		VAR
	LLW	Low Wide - Left End	RLW	Low Wide - Right End		VAR
	LLN	Low Narrow - Left End	RLN	Low Narrow - Right End		VAR
	LHW	High Wide - Left End	RHW	High Wide - Right End		VAR
	LHN	High Narrow - Left End	RHN	High Narrow - Right End		VAR
	LPT	12" Platform - Left End	RPT	12" Platform - Right End		\$950
ARM SURFACE	WH	White	CL	Clay	WW	Washed Wood \$340
	NT	Natural	TA	Taupe	WL	Light Wood \$340
	FO	Fog	EA	Earth	WM	Medium Wood \$340
	MSK	Mist	BK	Black	WS	Slate Wood \$340
					WD	Dark Wood \$340
LEG POSITION	US	Under Seat [Bench + Narrow Arms Only]	UA	Under Arm [not available for Bench]		-
LEG TYPE	SL	Standard Leg				\$55
	RL	Rectangle Leg				\$135
	LO	Wood Leg [Light Oak]	MO	Wood Leg [Medium Oak]	DO	Wood Leg [Dark Oak]
PAINT FINISH	MON	Matte Onyx	MSK	Matte Smoke		-
[will reflect all painted components]	PON	Onyx	PSK	Smoke	PHZ	Haze -
	PCT	Cotton	PCU	Currant	PMI	Midnight -
	PCI	Citrus [coming soon]	PIN	Indigo [coming soon]	PPI	Pine [coming soon] -
	PPO	Pottery [coming soon]	PBR	Birch [coming soon]		-
POWER FINISH	O	Matte Onyx	C	Matte Cloud	S	Matte Smoke -
POWER LOCATION	L	Power USB Single Left Arm	R	Power USB Single Right Arm		\$250
Code: Combine color + side Example CR = Cloud Single Right Arm FOR DUAL POWER SPECIFY LEFT AND RIGHT ARM						
SCREEN TYPE	PS	Partial Screen	FS	Full Screen*	SS	Surround Screen* VAR
KNIT SCREEN COLOR	FR	Frost	KH	Khaki	GR	Graphite VAR
	JA	Java	BK	Black		VAR
FREIGHT OPTIONS	BW	Blanket Wrapped Fully Assembled [25 seat min]				\$300
	PA	Partially Assembled				\$400
FREIGHT REQUIREMENTS	AS	Allseating Standard				-
	FQ	Special Freight Instructions**				VAR
	GD	Guaranteed Delivery**				VAR

* Available with matching ARMS only

** Call for Quote

*** Price includes laminate

TO ORDER SIMPLY FILL IN THE BLANKS

E2 - - 32 - L - R - - - - - - - - - - - -

SERIES BACK STYLE LEG END OPTION END OPTION ARM SURFACE LEG POSITION LEG TYPE PAINT FINISH POWER FINISH+LOCATION SCREEN TYPE KNIT SCREEN FREIGHT OPTION FREIGHT REQUIREMENTS FABRIC CODE
Please refer to allseating.com for fabric codes.



INFO
PILLOWS
ASTUTE
AILES
CHIROFORM
DONE
EIGHTY TWO
ENTAIL
EXCHANGE
FLUID
FOSTER
HALSA
INERTIA
INNATE
JIF
L1
LEVO
MANTRA
PRATA
PRESTO
RAINBOW
REQUISITE
THERAPOD
TUCK
WATSON
YOU
ZIP



EXCHANGE® L-SHAPE 3x3

DESIGN | NICK GILLISSIE GSA SIN | 711-17

BASE PRICE | \$7,045
E2033-NA

*ARM PRICES LISTED AS SINGLE ARM ONLY
*KNIT SCREEN PRICES USE GRADE 3

Code	Grade 1	Grade 2/ COM	Grade 3/ Knit Screens	Grade 4/ COL	Grade 5	Grade 6	Grade 7	Grade 8	Leather 1	Leather 2	Leather 3
SEAT + OTTOMAN	\$4,135	\$4,380	\$4,538	\$4,748	\$4,931	\$5,255	\$5,623	\$6,034	\$6,931	\$7,329	\$8,528
BACK	\$2,910	\$3,204	\$3,393	\$3,645	\$3,866	\$4,254	\$4,695	\$5,189	\$6,265	\$6,743	\$8,181
LOW WIDE ARM*	\$395	\$437	\$464	\$500	\$532	\$587	\$650	\$721	\$874	\$943	\$1,148
LOW NARROW ARM*	\$325	\$360	\$383	\$413	\$439	\$485	\$538	\$596	\$724	\$781	\$953
HIGH WIDE ARM*	\$495	\$544	\$576	\$618	\$654	\$719	\$793	\$875	\$1,054	\$1,134	\$1,374
HIGH NARROW ARM*	\$415	\$464	\$496	\$538	\$574	\$639	\$713	\$795	\$974	\$1,054	\$1,294
LOW DOUBLE WIDE	\$100	\$184	\$238	\$310	\$373	\$484	\$610	\$751	\$1,059	\$1,195	\$1,606
PARTIAL SCREEN	\$768	\$936	\$1,044	\$1,188	\$1,314	\$1,536	\$1,788	\$2,070	\$2,685	\$2,958	\$3,780
FULL SCREEN	\$1,408	\$1,716	\$1,914	\$2,178	\$2,409	\$2,816	\$3,278	\$3,795	\$4,923	\$5,423	\$6,930
SURROUND SCREEN	\$1,856	\$2,276	\$2,546	\$2,906	\$3,221	\$3,776	\$4,406	\$5,111	\$6,649	\$7,331	\$9,386

NOTES

- See page 41 for general features and notes
- See page 42-44 for dimensions and customers own material yardage

SERIES	E2	Exchange L-Shape	CODE		CODE	\$
BACK STYLE	0	Midback	X	No Back Bench		VAR
LEG	33	3 x 3				-
END OPTION	LNA	No Arm - Left End	RNA	No Arm - Right End		-
	LLK	Linking End - Left End	RLK	Linking End - Right End		VAR
	LLW	Low Wide - Left End	RLW	Low Wide - Right End		VAR
	LLN	Low Narrow - Left End	RLN	Low Narrow - Right End		VAR
	LHW	High Wide - Left End	RHW	High Wide - Right End		VAR
	LHN	High Narrow - Left End	RHN	High Narrow - Right End		VAR
	LPT	12" Platform - Left End	RPT	12" Platform - Right End		\$950
ARM SURFACE	WH	White	CL	Clay	WW	Washed Wood \$340
	NT	Natural	TA	Taupe	WL	Light Wood \$340
	FO	Fog	EA	Earth	WM	Medium Wood \$340
	MSK	Mist	BK	Black	WS	Slate Wood \$340
					WD	Dark Wood \$340
LEG POSITION	US	Under Seat [Bench + Narrow Arms Only]	UA	Under Arm [not available for Bench]		-
LEG TYPE	SL	Standard Leg				\$55
	RL	Rectangle Leg				
	LO	Wood Leg [Light Oak]	MO	Wood Leg [Medium Oak]	DO	Wood Leg [Dark Oak] \$135
PAINT FINISH [will reflect all painted components]	MON	Matte Onyx	MSK	Matte Smoke		-
	PON	Onyx	PSK	Smoke	PHZ	Haze -
	PCT	Cotton	PCU	Currant	PMI	Midnight -
	PCI	Citrus [coming soon]	PIN	Indigo [coming soon]	PPI	Pine [coming soon] -
	PPO	Pottery [coming soon]	PBR	Birch [coming soon]		-
POWER FINISH	O	Matte Onyx	C	Matte Cloud	S	Matte Smoke -
POWER LOCATION	L	Power USB Single Left Arm	R	Power USB Single Right Arm		\$250
Code: Combine color + side Example CR = Cloud Single Right Arm FOR DUAL POWER SPECIFY LEFT AND RIGHT ARM						
SCREEN TYPE	PS	Partial Screen	FS	Full Screen*	SS	Surround Screen* VAR
KNIT SCREEN COLOR	FR	Frost	KH	Khaki	GR	Graphite VAR
	JA	Java	BK	Black		VAR
FREIGHT OPTIONS	BW	Blanket Wrapped Fully Assembled [25 seat min]				\$375
	PA	Partially Assembled				\$500
FREIGHT REQUIREMENTS	AS	Allseating Standard				-
	FQ	Special Freight Instructions**				VAR
	GD	Guaranteed Delivery**				VAR

* Available with matching ARMS only

** Call for Quote

*** Price includes laminate

TO ORDER SIMPLY FILL IN THE BLANKS

- - - - - - - - - - - - - - -

SERIES BACK STYLE LEG END OPTION END OPTION ARM SURFACE LEG POSITION LEG TYPE PAINT FINISH POWER FINISH+LOCATION SCREEN TYPE KNIT SCREEN FREIGHT OPTION FREIGHT REQUIREMENTS FABRIC CODE
Please refer to allseating.com for fabric codes.



INFO
PILLOWS
ASTUTE
AILES
CHIROFORM
DONE
EIGHTY TWO
ENTAIL
EXCHANGE
FLUID
FOSTER
HALSA
INERTIA
INNATE
JIF
L1
LEVO
MANTRA
PRATA
PRESTO
RAINBOW
REQUISITE
THERAPOD
TUCK
WATSON
YOU
ZIP



EXCHANGE® L-SHAPE 4x2

DESIGN | NICK GILLISSIE GSA SIN | 711-17

BASE PRICE | \$7,045
E2042-NA

*ARM PRICES LISTED AS SINGLE ARM ONLY
*KNIT SCREEN PRICES USE GRADE 3

Code	Grade 1	Grade 2/ COM	Grade 3/ Knit Screens	Grade 4/ COL	Grade 5	Grade 6	Grade 7	Grade 8	Leather 1	Leather 2	Leather 3
SEAT + OTTOMAN	\$4,135	\$4,380	\$4,538	\$4,748	\$4,931	\$5,255	\$5,623	\$6,034	\$6,931	\$7,329	\$8,528
BACK	\$2,910	\$3,204	\$3,393	\$3,645	\$3,866	\$4,254	\$4,695	\$5,189	\$6,265	\$6,743	\$8,181
LOW WIDE ARM*	\$395	\$437	\$464	\$500	\$532	\$587	\$650	\$721	\$874	\$943	\$1,148
LOW NARROW ARM*	\$325	\$360	\$383	\$413	\$439	\$485	\$538	\$596	\$724	\$781	\$953
HIGH WIDE ARM*	\$495	\$544	\$576	\$618	\$654	\$719	\$793	\$875	\$1,054	\$1,134	\$1,374
HIGH NARROW ARM*	\$415	\$464	\$496	\$538	\$574	\$639	\$713	\$795	\$974	\$1,054	\$1,294
LOW DOUBLE WIDE	\$100	\$184	\$238	\$310	\$373	\$484	\$610	\$751	\$1,059	\$1,195	\$1,606
PARTIAL SCREEN	\$768	\$936	\$1,044	\$1,188	\$1,314	\$1,536	\$1,788	\$2,070	\$2,685	\$2,958	\$3,780
FULL SCREEN	\$1,312	\$1,613	\$1,807	\$2,065	\$2,290	\$2,688	\$3,140	\$3,645	\$4,747	\$5,236	\$6,709
SURROUND SCREEN	\$1,760	\$2,173	\$2,439	\$2,793	\$3,102	\$3,648	\$4,268	\$4,961	\$6,473	\$7,144	\$9,165

NOTES

- See page 41 for general features and notes
- See page 42-44 for dimensions and customers own material yardage

SERIES	E2	Exchange L-Shape	CODE		CODE	\$
BACK STYLE	0	Midback	X	No Back Bench		VAR
LEG	42	4 x 2				-
END OPTION	LNA	No Arm - Left End	RNA	No Arm - Right End		-
	LLK	Linking End - Left End	RLK	Linking End - Right End		VAR
	LLW	Low Wide - Left End	RLW	Low Wide - Right End		VAR
	LLN	Low Narrow - Left End	RLN	Low Narrow - Right End		VAR
	LHW	High Wide - Left End	RHW	High Wide - Right End		VAR
	LHN	High Narrow - Left End	RHN	High Narrow - Right End		VAR
	LPT	12" Platform - Left End	RPT	12" Platform - Right End		\$950
ARM SURFACE	WH	White	CL	Clay	WW	Washed Wood \$340
	NT	Natural	TA	Taupe	WL	Light Wood \$340
	FO	Fog	EA	Earth	WM	Medium Wood \$340
	MSK	Mist	BK	Black	WS	Slate Wood \$340
					WD	Dark Wood \$340
LEG POSITION	US	Under Seat [Bench + Narrow Arms Only]	UA	Under Arm [not available for Bench]		-
LEG TYPE	SL	Standard Leg				\$55
	RL	Rectangle Leg				
	LO	Wood Leg [Light Oak]	MO	Wood Leg [Medium Oak]	DO	Wood Leg [Dark Oak] \$135
PAINT FINISH [will reflect all painted components]	MON	Matte Onyx	MSK	Matte Smoke		-
	PON	Onyx	PSK	Smoke	PHZ	Haze -
	PCT	Cotton	PCU	Currant	PMI	Midnight -
	PCI	Citrus [coming soon]	PIN	Indigo [coming soon]	PPI	Pine [coming soon] -
	PPO	Pottery [coming soon]	PBR	Birch [coming soon]		-
POWER FINISH	O	Matte Onyx	C	Matte Cloud	S	Matte Smoke -
POWER LOCATION	L	Power USB Single Left Arm	R	Power USB Single Right Arm		\$250
Code: Combine color + side Example CR = Cloud Single Right Arm FOR DUAL POWER SPECIFY LEFT AND RIGHT ARM						
SCREEN TYPE	PS	Partial Screen	FS	Full Screen*	SS	Surround Screen* VAR
KNIT SCREEN COLOR	FR	Frost	KH	Khaki	GR	Graphite VAR
	JA	Java	BK	Black		VAR
FREIGHT OPTIONS	BW	Blanket Wrapped Fully Assembled [25 seat min]				\$375
	PA	Partially Assembled				\$500
FREIGHT REQUIREMENTS	AS	Allseating Standard				-
	FQ	Special Freight Instructions**				VAR
	GD	Guaranteed Delivery**				VAR

* Available with matching ARMS only

** Call for Quote

*** Price includes laminate

TO ORDER SIMPLY FILL IN THE BLANKS

-
 -
 -
 -
 -
 -
 -
 -
 -
 -
 -
 -
 -
 -
 -
 -

SERIES BACK STYLE LEG END OPTION END OPTION ARM SURFACE LEG POSITION LEG TYPE PAINT FINISH POWER FINISH+LOCATION SCREEN TYPE KNIT SCREEN FREIGHT OPTION FREIGHT REQUIREMENTS FABRIC CODE
Please refer to allseating.com for fabric codes.



INFO
PILLOWS
ASTUTE
AILES
CHIROFORM
DONE
EIGHTY TWO
ENTAIL
EXCHANGE
FLUID
FOSTER
HALSA
INERTIA
INNATE
JIF
L1
LEVO
MANTRA
PRATA
PRESTO
RAINBOW
REQUISITE
THERAPOD
TUCK
WATSON
YOU
ZIP



EXCHANGE® L-SHAPE 4x3

DESIGN | NICK GILLISSIE GSA SIN | 711-17

BASE PRICE | \$8,365
E2043-NA

*ARM PRICES LISTED AS SINGLE ARM ONLY
*KNIT SCREEN PRICES USE GRADE 3

Code	Grade 1	Grade 2/ COM	Grade 3/ Knit Screens	Grade 4/ COL	Grade 5	Grade 6	Grade 7	Grade 8	Leather 1	Leather 2	Leather 3
SEAT + OTTOMAN	\$4,970	\$5,264	\$5,453	\$5,705	\$5,926	\$6,314	\$6,755	\$7,249	\$8,325	\$8,803	\$10,241
BACK	\$3,395	\$3,738	\$3,959	\$4,253	\$4,510	\$4,963	\$5,478	\$6,053	\$7,309	\$7,866	\$9,545
LOW WIDE ARM*	\$395	\$437	\$464	\$500	\$532	\$587	\$650	\$721	\$874	\$943	\$1,148
LOW NARROW ARM*	\$325	\$360	\$383	\$413	\$439	\$485	\$538	\$596	\$724	\$781	\$953
HIGH WIDE ARM*	\$495	\$544	\$576	\$618	\$654	\$719	\$793	\$875	\$1,054	\$1,134	\$1,374
HIGH NARROW ARM*	\$415	\$464	\$496	\$538	\$574	\$639	\$713	\$795	\$974	\$1,054	\$1,294
LOW DOUBLE WIDE	\$100	\$184	\$238	\$310	\$373	\$484	\$610	\$751	\$1,059	\$1,195	\$1,606
PARTIAL SCREEN	\$960	\$1,163	\$1,294	\$1,468	\$1,620	\$1,888	\$2,193	\$2,533	\$3,276	\$3,606	\$4,600
FULL SCREEN	\$1,600	\$1,950	\$2,175	\$2,475	\$2,738	\$3,200	\$3,725	\$4,313	\$5,594	\$6,163	\$7,875
SURROUND SCREEN	\$2,048	\$2,510	\$2,807	\$3,203	\$3,550	\$4,160	\$4,853	\$5,629	\$7,320	\$8,071	\$10,331

NOTES

- See page 41 for general features and notes
- See page 42-44 for dimensions and customers own material yardage

SERIES	E2	Exchange L-Shape	CODE		CODE	\$
BACK STYLE	0	Midback	X	No Back Bench		VAR
LEG	43	4 x 3				-
END OPTION	LNA	No Arm - Left End	RNA	No Arm - Right End		-
	LLK	Linking End - Left End	RLK	Linking End - Right End		VAR
	LLW	Low Wide - Left End	RLW	Low Wide - Right End		VAR
	LLN	Low Narrow - Left End	RLN	Low Narrow - Right End		VAR
	LHW	High Wide - Left End	RHW	High Wide - Right End		VAR
	LHN	High Narrow - Left End	RHN	High Narrow - Right End		VAR
	LPT	12" Platform - Left End	RPT	12" Platform - Right End		\$950
ARM SURFACE	WH	White	CL	Clay	WW	Washed Wood \$340
	NT	Natural	TA	Taupe	WL	Light Wood \$340
	FO	Fog	EA	Earth	WM	Medium Wood \$340
	MSK	Mist	BK	Black	WS	Slate Wood \$340
					WD	Dark Wood \$340
LEG POSITION	US	Under Seat [Bench + Narrow Arms Only]	UA	Under Arm [not available for Bench]		-
LEG TYPE	SL	Standard Leg				\$55
	RL	Rectangle Leg				-
	LO	Wood Leg [Light Oak]	MO	Wood Leg [Medium Oak]	DO	Wood Leg [Dark Oak] \$135
PAINT FINISH [will reflect all painted components]	MON	Matte Onyx	MSK	Matte Smoke		-
	PON	Onyx	PSK	Smoke	PHZ	Haze -
	PCT	Cotton	PCU	Currant	PMI	Midnight -
	PCI	Citrus [coming soon]	PIN	Indigo [coming soon]	PPI	Pine [coming soon] -
	PPO	Pottery [coming soon]	PBR	Birch [coming soon]		-
POWER FINISH	O	Matte Onyx	C	Matte Cloud	S	Matte Smoke -
POWER LOCATION	L	Power USB Single Left Arm	R	Power USB Single Right Arm		\$250
Code: Combine color + side Example CR = Cloud Single Right Arm FOR DUAL POWER SPECIFY LEFT AND RIGHT ARM						
SCREEN TYPE	PS	Partial Screen	FS	Full Screen*	SS	Surround Screen* VAR
KNIT SCREEN COLOR	FR	Frost	KH	Khaki	GR	Graphite VAR
	JA	Java	BK	Black		VAR
FREIGHT OPTIONS	BW	Blanket Wrapped Fully Assembled [25 seat min]				\$450
	PA	Partially Assembled				\$600
FREIGHT REQUIREMENTS	AS	Allseating Standard				-
	FQ	Special Freight Instructions**				VAR
	GD	Guaranteed Delivery**				VAR

* Available with matching ARMS only

** Call for Quote

*** Price includes laminate

TO ORDER SIMPLY FILL IN THE BLANKS

- - - - - - - - - - - - - - -

SERIES BACK STYLE LEG END OPTION END OPTION ARM SURFACE LEG POSITION LEG TYPE PAINT FINISH POWER FINISH+LOCATION SCREEN TYPE KNIT SCREEN FREIGHT OPTION FREIGHT REQUIREMENTS FABRIC CODE
Please refer to allseating.com for fabric codes.



INFO
PILLOWS
ASTUTE
AILES
CHIROFORM
DONE
EIGHTY TWO
ENTAIL
EXCHANGE
FLUID
FOSTER
HALSA
INERTIA
INNATE
JIF
L1
LEVO
MANTRA
PRATA
PRESTO
RAINBOW
REQUISITE
THERAPOD
TUCK
WATSON
YOU
ZIP



EXCHANGE® L-SHAPE 4x4

DESIGN | NICK GILLISSIE GSA SIN | 711-17

BASE PRICE | \$9,685
E2044-NA

*ARM PRICES LISTED AS SINGLE ARM ONLY
*KNIT SCREEN PRICES USE GRADE 3

Code	Grade 1	Grade 2/ COM	Grade 3/ Knit Screens	Grade 4/ COL	Grade 5	Grade 6	Grade 7	Grade 8	Leather 1	Leather 2	Leather 3
SEAT + OTTOMAN	\$5,805	\$6,148	\$6,369	\$6,663	\$6,920	\$7,373	\$7,888	\$8,463	\$9,719	\$10,276	\$11,955
BACK	\$3,880	\$4,272	\$4,524	\$4,860	\$5,154	\$5,672	\$6,260	\$6,918	\$8,353	\$8,990	\$10,908
LOW WIDE ARM*	\$395	\$437	\$464	\$500	\$532	\$587	\$650	\$721	\$874	\$943	\$1,148
LOW NARROW ARM*	\$325	\$360	\$383	\$413	\$439	\$485	\$538	\$596	\$724	\$781	\$953
HIGH WIDE ARM*	\$495	\$544	\$576	\$618	\$654	\$719	\$793	\$875	\$1,054	\$1,134	\$1,374
HIGH NARROW ARM*	\$415	\$464	\$496	\$538	\$574	\$639	\$713	\$795	\$974	\$1,054	\$1,294
LOW DOUBLE WIDE	\$100	\$184	\$238	\$310	\$373	\$484	\$610	\$751	\$1,059	\$1,195	\$1,606
PARTIAL SCREEN	\$1,152	\$1,390	\$1,543	\$1,747	\$1,926	\$2,240	\$2,597	\$2,997	\$3,868	\$4,255	\$5,419
FULL SCREEN	\$1,792	\$2,184	\$2,436	\$2,772	\$3,066	\$3,584	\$4,172	\$4,830	\$6,265	\$6,902	\$8,820
SURROUND SCREEN	\$2,240	\$2,744	\$3,068	\$3,500	\$3,878	\$4,544	\$5,300	\$6,146	\$7,991	\$8,810	\$11,276

NOTES

- See page 41 for general features and notes
- See page 42-44 for dimensions and customers own material yardage

SERIES	E2	Exchange L-Shape	CODE		CODE	\$
BACK STYLE	0	Midback	X	No Back Bench		VAR
LEG	44	4 x 4				-
END OPTION	LNA	No Arm - Left End	RNA	No Arm - Right End		-
	LLK	Linking End - Left End	RLK	Linking End - Right End		VAR
	LLW	Low Wide - Left End	RLW	Low Wide - Right End		VAR
	LLN	Low Narrow - Left End	RLN	Low Narrow - Right End		VAR
	LHW	High Wide - Left End	RHW	High Wide - Right End		VAR
	LHN	High Narrow - Left End	RHN	High Narrow - Right End		VAR
	LPT	12" Platform - Left End	RPT	12" Platform - Right End		\$950
ARM SURFACE	WH	White	CL	Clay	WW	Washed Wood \$340
	NT	Natural	TA	Taupe	WL	Light Wood \$340
	FO	Fog	EA	Earth	WM	Medium Wood \$340
	MSK	Mist	BK	Black	WS	Slate Wood \$340
					WD	Dark Wood \$340
LEG POSITION	US	Under Seat [Bench + Narrow Arms Only]	UA	Under Arm [not available for Bench]		-
LEG TYPE	SL	Standard Leg				\$55
	RL	Rectangle Leg				
	LO	Wood Leg [Light Oak]	MO	Wood Leg [Medium Oak]	DO	Wood Leg [Dark Oak] \$135
PAINT FINISH [will reflect all painted components]	MON	Matte Onyx	MSK	Matte Smoke		-
	PON	Onyx	PSK	Smoke	PHZ	Haze -
	PCT	Cotton	PCU	Currant	PMI	Midnight -
	PCI	Citrus [coming soon]	PIN	Indigo [coming soon]	PPI	Pine [coming soon] -
	PPO	Pottery [coming soon]	PBR	Birch [coming soon]		-
POWER FINISH	O	Matte Onyx	C	Matte Cloud	S	Matte Smoke -
POWER LOCATION	L	Power USB Single Left Arm	R	Power USB Single Right Arm		\$250
Code: Combine color + side Example CR = Cloud Single Right Arm FOR DUAL POWER SPECIFY LEFT AND RIGHT ARM						
SCREEN TYPE	PS	Partial Screen	FS	Full Screen*	SS	Surround Screen* VAR
KNIT SCREEN COLOR	FR	Frost	KH	Khaki	GR	Graphite VAR
	JA	Java	BK	Black		VAR
FREIGHT OPTIONS	BW	Blanket Wrapped Fully Assembled [25 seat min]				\$525
	PA	Partially Assembled				\$700
FREIGHT REQUIREMENTS	AS	Allseating Standard				-
	FQ	Special Freight Instructions**				VAR
	GD	Guaranteed Delivery**				VAR

* Available with matching ARMS only

** Call for Quote

*** Price includes laminate

TO ORDER SIMPLY FILL IN THE BLANKS

- - - - - - - - - - - - - - -

SERIES BACK STYLE LEG END OPTION END OPTION ARM SURFACE LEG POSITION LEG TYPE PAINT FINISH POWER FINISH+LOCATION SCREEN TYPE KNIT SCREEN FREIGHT OPTION FREIGHT REQUIREMENTS FABRIC CODE
Please refer to allseating.com for fabric codes.

INFO
PILLOWS
ASTUTE
AILES
CHIROFORM
DONE
EIGHTY TWO
ENTAIL
EXCHANGE
FLUID
FOSTER
HALSA
INERTIA
INNATE
JIF
L1
LEVO
MANTRA
PRATA
PRESTO
RAINBOW
REQUISITE
THERAPOD
TUCK
WATSON
YOU
ZIP



EXCHANGE® U-SHAPE 2x2

DESIGN | NICK GILLISSIE GSA SIN | 33721

BASE PRICE | \$8,810

E3022-NA

*ARM PRICES LISTED AS SINGLE ARM ONLY
*KNIT SCREEN PRICES USE GRADE 3

Code	Grade 1	Grade 2/ COM	Grade 3/ Knit Screens	Grade 4/ COL	Grade 5	Grade 6	Grade 7	Grade 8	Leather 1	Leather 2	Leather 3
SEAT + OTTOMAN	\$4,930	\$5,224	\$5,413	\$5,665	\$5,886	\$6,274	\$6,715	\$7,209	\$8,285	\$8,763	\$10,201
BACK	\$3,880	\$4,272	\$4,524	\$4,860	\$5,154	\$5,672	\$6,260	\$6,918	\$8,353	\$8,990	\$10,908
LOW WIDE ARM*	\$395	\$437	\$464	\$500	\$532	\$587	\$650	\$721	\$874	\$943	\$1,148
LOW NARROW ARM*	\$325	\$360	\$383	\$413	\$439	\$485	\$538	\$596	\$724	\$781	\$953
HIGH WIDE ARM*	\$495	\$544	\$576	\$618	\$654	\$719	\$793	\$875	\$1,054	\$1,134	\$1,374
HIGH NARROW ARM*	\$415	\$464	\$496	\$538	\$574	\$639	\$713	\$795	\$974	\$1,054	\$1,294
LOW DOUBLE WIDE	\$200	\$368	\$476	\$620	\$746	\$968	\$1,220	\$1,502	\$2,117	\$2,390	\$3,212
PARTIAL SCREEN	\$768	\$950	\$1,067	\$1,223	\$1,360	\$1,600	\$1,873	\$2,179	\$2,845	\$3,141	\$4,031
FULL SCREEN	\$2,112	\$2,616	\$2,940	\$3,372	\$3,750	\$4,416	\$5,172	\$6,018	\$7,863	\$8,682	\$11,148
SURROUND SCREEN	\$2,560	\$3,176	\$3,572	\$4,100	\$4,562	\$5,376	\$6,300	\$7,334	\$9,589	\$10,590	\$13,604

NOTES

- See page 41 for general features and notes
- See page 42-44 for dimensions and customers own material yardage

SERIES	E3	Exchange U-Shape	CODE		CODE	\$
BACK STYLE	0	Midback	X	No Back Bench		VAR
LEG	22	2 x 2				-
END OPTION	LNA	No Arm - Left End	RNA	No Arm - Right End		-
	LLK	Linking End - Left End	RLK	Linking End - Right End		VAR
	LLW	Low Wide - Left End	RLW	Low Wide - Right End		VAR
	LLN	Low Narrow - Left End	RLN	Low Narrow - Right End		VAR
	LHW	High Wide - Left End	RHW	High Wide - Right End		VAR
	LHN	High Narrow - Left End	RHN	High Narrow - Right End		VAR
	LPT	12" Platform - Left End	RPT	12" Platform - Right End		\$950
ARM SURFACE	WH	White	CL	Clay	WW	Washed Wood \$340
	NT	Natural	TA	Taupe	WL	Light Wood \$340
	FO	Fog	EA	Earth	WM	Medium Wood \$340
	MSK	Mist	BK	Black	WS	Slate Wood \$340
					WD	Dark Wood \$340
LEG POSITION	US	Under Seat [Bench + Narrow Arms Only]	UA	Under Arm [not available for Bench]		-
LEG TYPE	SL	Standard Leg				\$55
	RL	Rectangle Leg				-
	LO	Wood Leg [Light Oak]	MO	Wood Leg [Medium Oak]	DO	Wood Leg [Dark Oak] \$135
PAINT FINISH [will reflect all painted components]	MON	Matte Onyx	MSK	Matte Smoke		-
	PON	Onyx	PSK	Smoke	PHZ	Haze -
	PCT	Cotton	PCU	Currant	PMI	Midnight -
	PCI	Citrus [coming soon]	PIN	Indigo [coming soon]	PPI	Pine [coming soon] -
	PPO	Pottery [coming soon]	PBR	Birch [coming soon]		-
POWER FINISH	O	Matte Onyx	C	Matte Cloud	S	Matte Smoke -
POWER LOCATION	L	Power USB Single Left Arm	R	Power USB Single Right Arm		\$250
Code: Combine color + side Example CR = Cloud Single Right Arm FOR DUAL POWER SPECIFY LEFT AND RIGHT ARM						
SCREEN TYPE	PS	Partial Screen	FS	Full Screen*	SS	Surround Screen* VAR
KNIT SCREEN COLOR	FR	Frost	KH	Khaki	GR	Graphite VAR
	JA	Java	BK	Black		VAR
FREIGHT OPTIONS	BW	Blanket Wrapped Fully Assembled [25 seat min]				\$450
	PA	Partially Assembled				\$600
FREIGHT REQUIREMENTS	AS	Allseating Standard				-
	FQ	Special Freight Instructions**				VAR
	GD	Guaranteed Delivery**				VAR

* Available with matching ARMS only

** Call for Quote

*** Price includes laminate

TO ORDER SIMPLY FILL IN THE BLANKS

E3 - - 22 - L - R - - - - - - - - - - - -

SERIES BACK STYLE LEG END OPTION END OPTION ARM SURFACE LEG POSITION LEG TYPE PAINT FINISH POWER FINISH+LOCATION SCREEN TYPE KNIT SCREEN FREIGHT OPTION FREIGHT REQUIREMENTS FABRIC CODE
Please refer to allseating.com for fabric codes.

INFO
PILLOWS
ASTUTE
AILES
CHIROFORM
DONE
EIGHTY TWO
ENTAIL
EXCHANGE
FLUID
FOSTER
HALSA
INERTIA
INNATE
JIF
L1
LEVO
MANTRA
PRATA
PRESTO
RAINBOW
REQUISITE
THERAPOD
TUCK
WATSON
YOU
ZIP



EXCHANGE® U-SHAPE 3x3

DESIGN | NICK GILLISSIE GSA SIN | 33721

BASE PRICE | \$11,450

E3033-NA

*ARM PRICES LISTED AS SINGLE ARM ONLY
*KNIT SCREEN PRICES USE GRADE 3

Code	Grade 1	Grade 2/ COM	Grade 3/ Knit Screens	Grade 4/ COL	Grade 5	Grade 6	Grade 7	Grade 8	Leather 1	Leather 2	Leather 3
SEAT + OTTOMAN	\$6,600	\$6,992	\$7,244	\$7,580	\$7,874	\$8,392	\$8,980	\$9,638	\$11,073	\$11,710	\$13,628
BACK	\$4,850	\$5,340	\$5,655	\$6,075	\$6,443	\$7,090	\$7,825	\$8,648	\$10,441	\$11,238	\$13,635
LOW WIDE ARM*	\$395	\$437	\$464	\$500	\$532	\$587	\$650	\$721	\$874	\$943	\$1,148
LOW NARROW ARM*	\$325	\$360	\$383	\$413	\$439	\$485	\$538	\$596	\$724	\$781	\$953
HIGH WIDE ARM*	\$495	\$544	\$576	\$618	\$654	\$719	\$793	\$875	\$1,054	\$1,134	\$1,374
HIGH NARROW ARM*	\$415	\$464	\$496	\$538	\$574	\$639	\$713	\$795	\$974	\$1,054	\$1,294
LOW DOUBLE WIDE	\$200	\$368	\$476	\$620	\$746	\$968	\$1,220	\$1,502	\$2,117	\$2,390	\$3,212
PARTIAL SCREEN	\$1,152	\$1,404	\$1,566	\$1,782	\$1,971	\$2,304	\$2,682	\$3,105	\$4,028	\$4,437	\$5,670
FULL SCREEN	\$2,240	\$2,744	\$3,068	\$3,500	\$3,878	\$4,544	\$5,300	\$6,146	\$7,991	\$8,810	\$11,276
SURROUND SCREEN	\$2,688	\$3,304	\$3,700	\$4,228	\$4,690	\$5,504	\$6,428	\$7,462	\$9,717	\$10,718	\$13,732

NOTES

- See page 41 for general features and notes
- See page 42-44 for dimensions and customers own material yardage

SERIES	E3	Exchange U-Shape	CODE		CODE	\$
BACK STYLE	0	Midback	X	No Back Bench		VAR
LEG	33	3 x 3				-
END OPTION	LNA	No Arm - Left End	RNA	No Arm - Right End		-
	LLK	Linking End - Left End	RLK	Linking End - Right End		VAR
	LLW	Low Wide - Left End	RLW	Low Wide - Right End		VAR
	LLN	Low Narrow - Left End	RLN	Low Narrow - Right End		VAR
	LHW	High Wide - Left End	RHW	High Wide - Right End		VAR
	LHN	High Narrow - Left End	RHN	High Narrow - Right End		VAR
	LPT	12" Platform - Left End	RPT	12" Platform - Right End		\$950
ARM SURFACE	WH	White	CL	Clay	WW	Washed Wood \$340
	NT	Natural	TA	Taupe	WL	Light Wood \$340
	FO	Fog	EA	Earth	WM	Medium Wood \$340
	MSK	Mist	BK	Black	WS	Slate Wood \$340
					WD	Dark Wood \$340
LEG POSITION	US	Under Seat [Bench + Narrow Arms Only]	UA	Under Arm [not available for Bench]		-
LEG TYPE	SL	Standard Leg				\$55
	RL	Rectangle Leg				
	LO	Wood Leg [Light Oak]	MO	Wood Leg [Medium Oak]	DO	Wood Leg [Dark Oak] \$135
PAINT FINISH [will reflect all painted components]	MON	Matte Onyx	MSK	Matte Smoke		-
	PON	Onyx	PSK	Smoke	PHZ	Haze -
	PCT	Cotton	PCU	Currant	PMI	Midnight -
	PCI	Citrus [coming soon]	PIN	Indigo [coming soon]	PPI	Pine [coming soon] -
	PPO	Pottery [coming soon]	PBR	Birch [coming soon]		-
POWER FINISH	O	Matte Onyx	C	Matte Cloud	S	Matte Smoke -
POWER LOCATION	L	Power USB Single Left Arm	R	Power USB Single Right Arm		\$250
Code: Combine color + side Example CR = Cloud Single Right Arm FOR DUAL POWER SPECIFY LEFT AND RIGHT ARM						
SCREEN TYPE	PS	Partial Screen	FS	Full Screen*	SS	Surround Screen* VAR
KNIT SCREEN COLOR	FR	Frost	KH	Khaki	GR	Graphite VAR
	JA	Java	BK	Black		VAR
FREIGHT OPTIONS	BW	Blanket Wrapped Fully Assembled [25 seat min]				\$600
	PA	Partially Assembled				\$800
FREIGHT REQUIREMENTS	AS	Allseating Standard				-
	FQ	Special Freight Instructions**				VAR
	GD	Guaranteed Delivery**				VAR

* Available with matching ARMS only

** Call for Quote

*** Price includes laminate

TO ORDER SIMPLY FILL IN THE BLANKS

E3 - - 33 - L - R - - - - - - - - - - - -

SERIES BACK STYLE LEG END OPTION END OPTION ARM SURFACE LEG POSITION LEG TYPE PAINT FINISH POWER FINISH+LOCATION SCREEN TYPE KNIT SCREEN FREIGHT OPTION FREIGHT REQUIREMENTS FABRIC CODE
Please refer to allseating.com for fabric codes.

INFO
PILLOWS
ASTUTE
AILES
CHIROFORM
DONE
EIGHTY TWO
ENTAIL
EXCHANGE
FLUID
FOSTER
HALSA
INERTIA
INNATE
JIF
L1
LEVO
MANTRA
PRATA
PRESTO
RAINBOW
REQUISITE
THERAPOD
TUCK
WATSON
YOU
ZIP



EXCHANGE® U-SHAPE 4x4

DESIGN | NICK GILLISSIE GSA SIN | 33721

BASE PRICE | \$14,090
E3044-NA

*ARM PRICES LISTED AS SINGLE ARM ONLY
*KNIT SCREEN PRICES USE GRADE 3

Code	Grade 1	Grade 2/ COM	Grade 3/ Knit Screens	Grade 4/ COL	Grade 5	Grade 6	Grade 7	Grade 8	Leather 1	Leather 2	Leather 3
SEAT + OTTOMAN	\$8,270	\$8,760	\$9,075	\$9,495	\$9,863	\$10,510	\$11,245	\$12,068	\$13,861	\$14,658	\$17,055
BACK	\$5,820	\$6,408	\$6,786	\$7,290	\$7,731	\$8,508	\$9,390	\$10,377	\$12,530	\$13,485	\$16,362
LOW WIDE ARM*	\$395	\$437	\$464	\$500	\$532	\$587	\$650	\$721	\$874	\$943	\$1,148
LOW NARROW ARM*	\$325	\$360	\$383	\$413	\$439	\$485	\$538	\$596	\$724	\$781	\$953
HIGH WIDE ARM*	\$495	\$544	\$576	\$618	\$654	\$719	\$793	\$875	\$1,054	\$1,134	\$1,374
HIGH NARROW ARM*	\$415	\$464	\$496	\$538	\$574	\$639	\$713	\$795	\$974	\$1,054	\$1,294
LOW DOUBLE WIDE	\$200	\$368	\$476	\$620	\$746	\$968	\$1,220	\$1,502	\$2,117	\$2,390	\$3,212
PARTIAL SCREEN	\$1,536	\$1,858	\$2,065	\$2,341	\$2,583	\$3,008	\$3,491	\$4,032	\$5,210	\$5,734	\$7,309
FULL SCREEN	\$2,624	\$3,212	\$3,590	\$4,094	\$4,535	\$5,312	\$6,194	\$7,181	\$9,334	\$10,289	\$13,166
SURROUND SCREEN	\$3,072	\$3,772	\$4,222	\$4,822	\$5,347	\$6,272	\$7,322	\$8,497	\$11,060	\$12,197	\$15,622

NOTES

- See page 41 for general features and notes
- See page 42-44 for dimensions and customers own material yardage

SERIES	E3	Exchange U-Shape	CODE		CODE	\$
BACK STYLE	0	Midback	X	No Back Bench		VAR
LEG	44	4 x 4				-
END OPTION	LNA	No Arm - Left End	RNA	No Arm - Right End		-
	LLK	Linking End - Left End	RLK	Linking End - Right End		VAR
	LLW	Low Wide - Left End	RLW	Low Wide - Right End		VAR
	LLN	Low Narrow - Left End	RLN	Low Narrow - Right End		VAR
	LHW	High Wide - Left End	RHW	High Wide - Right End		VAR
	LHN	High Narrow - Left End	RHN	High Narrow - Right End		VAR
	LPT	12" Platform - Left End	RPT	12" Platform - Right End		\$950
ARM SURFACE	WH	White	CL	Clay	WW	Washed Wood \$340
	NT	Natural	TA	Taupe	WL	Light Wood \$340
	FO	Fog	EA	Earth	WM	Medium Wood \$340
	MSK	Mist	BK	Black	WS	Slate Wood \$340
					WD	Dark Wood \$340
LEG POSITION	US	Under Seat [Bench + Narrow Arms Only]	UA	Under Arm [not available for Bench]		-
LEG TYPE	SL	Standard Leg				\$55
	RL	Rectangle Leg				-
	LO	Wood Leg [Light Oak]	MO	Wood Leg [Medium Oak]	DO	Wood Leg [Dark Oak] \$135
PAINT FINISH [will reflect all painted components]	MON	Matte Onyx	MSK	Matte Smoke		-
	PON	Onyx	PSK	Smoke	PHZ	Haze -
	PCT	Cotton	PCU	Currant	PMI	Midnight -
	PCI	Citrus [coming soon]	PIN	Indigo [coming soon]	PPI	Pine [coming soon] -
	PPO	Pottery [coming soon]	PBR	Birch [coming soon]		-
POWER FINISH	O	Matte Onyx	C	Matte Cloud	S	Matte Smoke -
POWER LOCATION Code: Combine color + side Example CR = Cloud Single Right Arm FOR DUAL POWER SPECIFY LEFT AND RIGHT ARM	L	Power USB Single Left Arm	R	Power USB Single Right Arm		\$250
SCREEN TYPE	PS	Partial Screen	FS	Full Screen*	SS	Surround Screen* VAR
KNIT SCREEN COLOR	FR	Frost	KH	Khaki	GR	Graphite VAR
	JA	Java	BK	Black		VAR
FREIGHT OPTIONS	BW	Blanket Wrapped Fully Assembled [25 seat min]				\$750
	PA	Partially Assembled				\$1,000
FREIGHT REQUIREMENTS	AS	Allseating Standard				-
	FQ	Special Freight Instructions**				VAR
	GD	Guaranteed Delivery**				VAR

* Available with matching ARMS only

** Call for Quote

*** Price includes laminate

TO ORDER SIMPLY FILL IN THE BLANKS

-
 -
 -
 -
 -
 -
 -
 -
 -
 -
 -
 -
 -
 -
 -
 -

SERIES BACK STYLE LEG END OPTION END OPTION ARM SURFACE LEG POSITION LEG TYPE PAINT FINISH POWER FINISH+LOCATION SCREEN TYPE KNIT SCREEN FREIGHT OPTION FREIGHT REQUIREMENTS FABRIC CODE
Please refer to allseating.com for fabric codes.



INFO
PILLOWS
ASTUTE
AILES
CHIROFORM
DONE
EIGHTY TWO
ENTAIL
EXCHANGE
FLUID
FOSTER
HALSA
INERTIA
INNATE
JIF
L1
LEVO
MANTRA
PRATA
PRESTO
RAINBOW
REQUISITE
THERAPOD
TUCK
WATSON
YOU
ZIP

EXCHANGE® TABLES

DESIGN | NICK GILLISSIE GSA SIN | 33721



BASE PRICE | \$540

E4X01

Code	List Price
E4X01	\$540

FEATURES

- Frame/legs 14 guage steel
- High pressure laminate
- Seamless laminate surface
- Black nylon round glides

DIMENSIONS

- COCKTAIL: 18"H x 16"D
- RECTANGLE: 18"H x 48"W x 24"D
- COFFEE TABLE 24: 18"H x 24"D
- COFFEE TABLE 30: 18"H x 30"D
- COFFEE TABLE 36: 18"H x 36"D
- LAPTOP TABLE: 25"H x 16.5"W x 19.5"D"

SERIES	E4	Exchange Tables	QS	\$
BACK STYLE	X	No Back Not Applicable		-
LEG	1	Cocktail Table Round 16"		-
	7	Coffee Table Round 24"		\$720
	8	Coffee Table Round 30"		\$995
	9	Coffee Table Round 36" [NOT ON GSA CONTRACT]		\$1,395
	2	Coffee Table Rectangle 24" x 48"		\$1,240
	3	Laptop Table [NOT ON GSA CONTRACT]		\$850
LAMINATE FINISH	BK	Black		-
	WH	White		-
	FO	Fog		-
	MS	Mist		-
	CL	Clay		-
	NT	Natural		-
	TA	Taupe		-
	EA	Earth		-
	WW	Washed Wood		-
	WL	Light Wood		-
	WM	Medium Wood		-
PAINT FINISH	WD	Dark Wood		-
	WS	Slate Wood		-
	MON	Matte Onyx		-
	MSK	Matte Smoke		-
	PBR	Birch [Coming Soon]		-
	PIN	Indigo [Coming Soon]		-
	PCI	Citrus [Coming Soon]		-
	PON	Onyx		-
	PPI	Pine [Coming Soon]		-
	PPO	Pottery [Coming Soon]		-
	PSK	Smoke		-
FREIGHT OPTIONS	PHZ	Haze		-
	PCT	Cotton		-
	PCU	Currant		-
	PMI	Midnight		-
	KD	Knocked Down		-
	AS	Allseating Standard		-
	GD	Guaranteed Delivery Date and Time [Call for quote]		VAR
FREIGHT REQUIREMENTS	FQ	Special Freight Instructions (Call for Quote)		VAR

NOTES

- Ships knocked down
- Laptop table warranted up to 300lbs.
- Warranted up to 250 lbs.
- This product meets the requirements set forth in ANSI/BIFMA HCF 8.1

TO ORDER SIMPLY FILL IN THE BLANKS

E4	-	X	-		-		-		-	KD	-		-	
SERIES		STYLE		LEG		LAMINATE FINISH		PAINT FINISH		FREIGHT OPTION		FREIGHT REQUIREMENTS		FABRIC CODE
Please refer to allseating.com for fabric codes.														

EXCHANGE[®] LINKING TABLES

DESIGN | NICK GILLISSIE GSA SIN | 33721



BASE PRICE | \$1,128

E4L07

FEATURES

- Frame/legs 14 guage steel
- High pressure laminate
- Seamless laminate surface
- Base list prices are for seat depth

DIMENSIONS

- COCKTAIL: 18"H x 16"D
- 120 Full Depth: 46"W x 24"D
- 120 Seat Depth: 37"W x 21.5"D
- 24 Full Depth: 23.25"W x 27.25"D
- 24 Seat Depth: 23.25"W x 24.25"D
- Swing Tablet: 8"H x 8"W x 8.5"D

Code	Grade 1	Grade 2/ COM	Grade 3	Grade 4/ COL	Grade 5	Grade 6	Grade 7	Grade 8	Leather 1	Leather 2	Leather 3
E4L07	\$1,128										
E4L01	\$1,390										
E4A01	\$1,205	\$1,350	\$1,251	\$1,275	\$1,296	\$1,333	\$1,375	\$1,422	\$1,525	\$1,570	\$1,707

SERIES	E4	Exchange Tables	QS	\$
BACK STYLE	L	Linking		-
	A	Accessory (Swing Tablet)		
LEG	7	24" Linking Table (seat depth)		\$1,240
	1	120 Degree Linking Table (seat depth)		\$1,525
	1	Swing Tablet (includes power)		VAR
LAMINATE FINISH	BK	Black		-
	WH	White		-
	FO	Fog		-
	MS	Mist		-
	CL	Clay		-
	NT	Taupe		-
	TA	Taupe		-
	EA	Earth		-
	WW	Washed Wood		-
	WL	Light Wood		-
	WM	Medium Wood		-
	WD	Dark Wood		-
	WS	Slate Wood		-
PAINT FINISH	MON	Matte Onyx		-
	MSK	Matte Smoke		-
	PBR	Birch [Coming Soon]		-
	PIN	Indigo [Coming Soon]		-
	PCI	Citrus [Coming Soon]		-
	PON	Onyx		-
	PPI	Pine [Coming Soon]		-
	PPO	Pottery [Coming Soon]		-
	PSK	Smoke		-
	PHZ	Haze		-
	PCT	Cotton		-
	PCU	Currant		-
	PMI	Midnight		-
POWER	PO	Power Onyx		\$250
	PS	Power Smoke		\$250
	PC	Power Cloud		\$250
DEPTH	SD	Seat Depth (recommended for benches)		-
(Linking Table Only)	FD	Full Depth (recommended for seats with backs)		\$175
FREIGHT OPTIONS	KD	Knocked Down		-
FREIGHT REQUIREMENTS	AS	Allseating Standard		-
	GD	Guaranteed Delivery Date and Time [Call for quote]		VAR
	FQ	Special Freight Instructions (Call for Quote)		VAR

NOTES

- Ships knocked down
- Warranted up to 350 lbs.
- This product meets the requirements set forth in ANSI/BIFMA HCF 8.1

TO ORDER SIMPLY FILL IN THE BLANKS

E4									KD		
SERIES	STYLE	LEG	LAMINATE FINISH	SHELVING	PAINT FINISH	POWER	DEPTH	FREIGHT OPTION	FREIGHT REQUIREMENTS	FABRIC CODE	Please refer to allseating.com for fabric codes.



FLUID® TASK

DESIGN | ALLSEATING
GSA SIN | 33721

BASE PRICE \$1,215											
81040-NA											
Mesh/Mesh	Grade 1	Grade 2/ COM	Grade 3	Grade 4/ COL	Grade 5	Grade 6	Grade 7	Grade 8	Leather 1	Leather 2	Leather 3
\$1,215	\$1,120	\$1,141	\$1,155	\$1,173	\$1,188	\$1,216	\$1,248	\$1,283	\$1,360	\$1,394	\$1,497

FEATURES

- Polyester co-polymer elastomeric mesh
- 4.25" cylinder
- Black nylon base
- Molded seat foam
- For arm features and travel specifications, see page 16
- Optional height adjustable lumbar: 3" with flexible depth
- Carpet casters

DIMENSIONS

- Overall [Synchro Tilt]: 40.5"-45"H | 28.5"W | 28.5"D
- Overall [Deluxe Synchro Tilt]: 40.75"-45.25"H | 28.5"W | 28.5"D
- Overall [Deluxe Synchro Tilt (2)]: 40"-44.5" H | 28.5"W | 28.5"D
- Seat [Synchro Tilt]: 16.25" - 20.75"H | 19.5"W | 20"D
- Seat [Deluxe Synchro Tilt (2)]: 17"-21.5"H | 19.5"W | 20"D
- Back: 23.5"H | 19.5"W
- COM: 0.75 yards

NOTES

- For mesh model code see page 22. Mesh seat will match mesh selection.
- Ships knocked down.
- For BW and FA freight options, minimum quantities apply
- Tension is adjustable on OHC and OHH casters to accommodate various surfaces
- All other features are dependant on the control specified. Please refer to Control Choice on page 8 for full description of available features.
- This product meets the requirements set forth in ANSI/BIFMA X5.1-2011 and is warranted for users up to 350 lbs.
- Dimensions are dependant on options selected. Product can be configured to comply with BIFMA G1-2002 Guidelines.
- *Composite base and casters will be substituted if these options are selected.
- If requiring a 3" seat slider, one can be specified with the Synchro Tilt (ST 40) mechanism only, please specify with code SE rather than SS

SERIES	81	Fluid	QS	\$
BACK STYLE	0	Midback	•	-
CONTROL	40	Synchro Tilt [ST]	•	-
	12	Deluxe Synchro Tilt [DST]	•	\$155
	18	Synchro Tilt w/back angle [DST2]	•	\$240
ARM	NA	No Arm	•	-
	T2	Task 2 Arm	•	\$115
	4D	4 Dimensional Arm	•	\$130
	MF	Multi-functional Arm [Width Adjustment Not Included]	•	\$158
MESH*	M2	M2 Mesh [not all colors are QS]	•	\$28
[see page 22 for mesh model code]	M3	M3 Mesh	•	-
	M4	M4 Mesh	•	-
SEAT	UPH	Upholstered Seat	•	VAR
	MS	Mesh Seat	•	\$95
OPTIONS	AWK	Adjustable Width Bracket [Knob][Not Included with MF Arm]	•	\$30
	AWL	Adjustable Width Bracket [Lever][Not Included with MF Arm]	•	\$40
	HAB	High Profile Aluminum Base w/65mm Casters	•	\$65
	LH	65mm [2.5"] Dual Surface Casters	•	\$32
	OHH	OH Dual Surface Casters [adjustable]	•	\$95
	OHC	OH Carpet Casters [adjustable]	•	\$63
	SS	Seat Slider [Standard 2.5" range]	•	\$85
	LP	Lumbar Plus	•	\$100
	HR	Head Rest	•	\$78
	LS	Low Seat Height with 5" Travel* [N/A with HAB]	•	\$53
FREIGHT OPTIONS	KD	Knocked Down	•	-
	BW	Blanket Wrapped - Fully Assembled [25 Unit Minimum]		\$75
	FA	Fully Assembled in Carton [25 Unit Minimum]		\$115
FREIGHT REQUIREMENTS	AS	Allseating Standard		-
	FQ	Special Freight Instructions [Call for Quote]		VAR
	GD	Guaranteed Delivery Date and Time [Call for Quote]		VAR

TO ORDER SIMPLY FILL IN THE BLANKS

81	-	0	-		-		-		-		-		-		-			
SERIES		BACK STYLE		CONTROL		ARM		BACK MESH		SEAT MESH/UPH <small>No code required for upholstered seat.</small>		OPTIONS <small>For additional options separate with (-) hyphen.</small>		FREIGHT OPTION		FREIGHT REQUIREMENTS		FABRIC CODE <small>Please refer to allseating.com for fabric codes.</small>

INFO
PILLOWS
ASTUTE
AILES
CHIROFORM
DONE
EIGHTY TWO
ENTAIL
EXCHANGE
FLUID
FOSTER
HAUSA
INERTIA
INNATE
JIF
L1
LEVO
MANTRA
PRATA
PRESTO
RAINBOW
REQUISITE
THERAPOD
TUCK
WATSON
YOU
ZIP



FLUID[®] STOOL

DESIGN | ALLSEATING
GSA SIN | 33721

BASE PRICE \$1,260											
81019-NA											
Mesh/Mesh	Grade 1	Grade 2/ COM	Grade 3	Grade 4/ COL	Grade 5	Grade 6	Grade 7	Grade 8	Leather 1	Leather 2	Leather 3
\$1,260	\$1,165	\$1,186	\$1,200	\$1,218	\$1,233	\$1,261	\$1,293	\$1,328	\$1,405	\$1,439	\$1,542

FEATURES

- Polyester co-polymer elastomeric mesh
- 8" Cylinder
- Composite base
- Molded Seat Foam
- For arm features and travel specifications, see page 16
- Optional height adjustable lumbar: 3" with flexible depth
- Carpet Casters
- Includes adjustable foot ring

DIMENSIONS

- Overall [8" Basic Stool]: 41.5"-49"H | 28"W | 28"D
- Overall [10" Basic Stool]: 42-52"H | 49.5"-61.5"W | 28"D
- Seat [8" Basic Stool]: 20.5"-30.5"H | 19.5"W | 20"D
- Seat [10" Basic Stool]: 20.5"-30.5"H | 19.5"W | 20"D
- Back: 23.5"H | 19.5"W
- COM Seat: 0.75 yd.

NOTES

- For mesh model code see page 22. Mesh seat will match mesh selection.
- Ships knocked down.
- For BW and FA freight options, minimum quantities apply
- Tension is adjustable on OHC and OHH casters to accommodate various surfaces
- All other features are dependant on the control specified. Please refer to Control Choice on page 8 for full description of available features.
- This product meets the requirements set forth in ANSI/BIFMA X5.1-2011 and is warranted for users up to 350 lbs.
- Dimensions are dependant on options selected. Product can be configured to comply with BIFMA G1-2002 Guidelines.

SERIES	81	Fluid	QS	\$
BACK STYLE	0	Midback	•	-
CONTROL	19	Basic Stool [B2]	•	-
ARM	NA	No Arm	•	-
	T2	Task 2 Arm	•	\$115
	4D	4 Dimensional Arm	•	\$130
	MF	Multi-Functional Arm [Width Adjustment Not Included]	•	\$158
MESH*	M2	M2 Mesh [not all colors are QS]	•	\$28
[see page 22 for mesh model code]	M3	M3 Mesh	•	-
	M4	M4 Mesh	•	-
SEAT	UPH	Upholstered Seat	•	VAR
	MS	Mesh Seat [will match back mesh chosen]	•	\$95
OPTIONS	AWK	Adjustable Width Bracket [Not Included with MF Arm]	•	\$30
	AWL	Adjustable Width Brackets [Lever][Not Included with MF Arm]	•	\$40
	H	Dual Surface Casters [10" Stool Only]	•	\$30
	LH	Dual Surface Casters [8" Stool Only]	•	\$32
	OHH	OH Dual Surface Casters [adjustable 8" Stool Only]	•	\$95
	OHC	OH Carpet Casters [adjustable 8" Stool Only]	•	\$63
	G	Glides [10" Stool Only]	•	\$30
	AB	Aluminum Base	•	\$65
	LP	Lumbar Plus	•	\$100
	10	10" Stool Package	•	\$36
FREIGHT OPTIONS	KD	Knocked Down	•	-
	BW	Blanket Wrapped - Fully Assembled [25 Unit Minimum]		\$75
	FA	Fully Assembled in Carton [25 Unit Minimum]		\$115
FREIGHT REQUIREMENTS	AS	Allseating Standard		-
	FQ	Special Freight Instructions [Call for Quote]		VAR
	GD	Guaranteed Delivery Date and Time [Call for Quote]		VAR

TO ORDER SIMPLY FILL IN THE BLANKS

81	-	0	-	19	-		-		-		-		-		-			
SERIES		BACK STYLE		CONTROL		ARM		BACK MESH		SEAT MESH/UPH <small>No code required for upholstered seat.</small>		OPTIONS <small>For additional options separate with (-) hyphen.</small>		FREIGHT OPTION		FREIGHT REQUIREMENTS		FABRIC CODE <small>Please refer to allseating.com for fabric codes.</small>

INFO
PILLOWS
ASTUTE
AILES
CHIROFORM
DONE
EIGHTY TWO
ENTAIL
EXCHANGE
FLUID
FOSTER
HAUSA
INERTIA
INNATE
JIF
L1
LEVO
MANTRA
PRATA
PRESTO
RAINBOW
REQUISITE
THERAPOD
TUCK
WATSON
YOU
ZIP



FLUID® GUEST

DESIGN | ALLSEATING
GSA SIN | 33721

BASE PRICE \$398										
81054-NA										
Grade 1	Grade 2/ COM	Grade 3	Grade 4/COL	Grade 5	Grade 6	Grade 7	Grade 8	Leather 1	Leather 2	Leather 3
\$398	\$419	\$433	\$451	\$466	\$494	\$526	\$561	\$638	\$672	\$775

FEATURES

- Polyester co-polymer elastomeric mesh
- Wall-saving designed frame
- Upholstered seat
- Black non-marring glides
- Stacks 5 on the Floor
- Stacks 2 high with casters
- Stack 10 on Dolly (casters cannot go on dolly)

DIMENSIONS

- Overall No Arm:
32"H | 18"W | 24"D
- Overall with Arm:
32"H | 24"W | 24"D
- Seat: 17.5" | 18"W | 18.5"D
- Back: 14.5"H | 18"W
- COM: 0.75 yd.
- Overall with Arm:
32"H | 24"W | 24"D
- Fully Loaded on Dolly:
66"H | 24"W | 36"D

SERIES	81	Fluid	QS	\$
BACK STYLE	0	Midback	•	-
LEG	54	4 Leg	•	-
ARM	NA	No Arm	•	-
	WA	Fluid Guest Arm	•	\$48
FRAME FINISH	SIL	Silver	•	-
	BK	Black	•	-
	GM	Metallic Gunmetal	•	-
MESH*	M2	M2 Mesh (not all colors are QS)	•	\$28
	M3	M3 Mesh	•	-
	M4	M4 Mesh	•	-
OPTIONS	CA	Carpet Casters	•	\$48
	TC	Tile Casters	•	\$55
	GBWA	Ganging Brackets with Arms	•	\$35
	GBNA	Ganging Brackets No Arms	•	\$35
FREIGHT OPTIONS	FA	Fully Assembled	•	-
	BW	Blanket Wrapped - Fully Assembled [25 Unit Minimum]		\$35
FREIGHT REQUIREMENTS	AS	Allseating Standard		-
	FQ	Special Freight Instructions (Call for Quote)		VAR
	GD	Guaranteed Delivery Date and Time (Call for Quote)		VAR

	Fluid Dolly-10	Please ensure Dolly has separate model/line item with quantities specified	\$355
--	-----------------------	--	-------

NOTES

- Ships Fully Assembled.
- For BW freight option, minimum quantities apply
- For orders of less than 2, a cartoning surcharge of \$22 net will be incurred per order.
- This product meets the requirements set forth in ANSI/BIFMA X5.1-2011 and is warranted for users up to 350 lbs.
- Dimensions are dependant on options selected. Product can be configured to comply with BIFMA G1-2002 Guidelines.
- For mesh model code see page 22.

TO ORDER SIMPLY FILL IN THE BLANKS

81	-	0	-	54	-		-		-		-		-		-		
SERIES		BACK STYLE		LEG		ARM		FRAME FINISH		BACK MESH		OPTIONS For additional options separate with (-) hyphen.		FREIGHT OPTION		FREIGHT REQUIREMENTS	FABRIC CODE Please refer to allseating.com for fabric codes.



FOSTER® PATIENT

DESIGN | ALLSEATING
GSA SIN | 339113H

BASE PRICE | \$1,240 F1110-OA

A highback chair that balances comfort and durability. Features a steel frame construction, webbed seat suspension and sloped arms to enhance support. A breathable mesh back option can improve circulation and airflow.

Suggested Applications:
Exam Rooms, Patient Rooms, Resident Rooms.

Code	Grade 1	Grade 2/ COM	Grade 3	Grade 4/ COL	Grade 5	Grade 6	Grade 7	Grade 8	Leather 1	Leather 2	Leather 3
F0110-OA	\$1,374	\$1,402	\$1,420	\$1,444	\$1,465	\$1,502	\$1,544	\$1,591	\$1,694	\$1,739	\$1,876
F1110-OA	\$1,240	\$1,317	\$1,367	\$1,433	\$1,490	\$1,592	\$1,708	\$1,837	\$2,119	\$2,244	\$2,621
F0610-OA	\$1,480	\$1,508	\$1,526	\$1,550	\$1,571	\$1,608	\$1,650	\$1,697	\$1,800	\$1,845	\$1,982
F1610-OA	\$1,350	\$1,427	\$1,477	\$1,543	\$1,600	\$1,702	\$1,818	\$1,947	\$2,229	\$2,354	\$2,731
CA	\$255	\$276	\$290	\$308	\$323	\$351	\$383	\$418	\$495	\$529	\$632

FEATURES

- Clean Out Areas
- 16 Gauge Tubular Steel Frame
- Steel Seat Frame
- High Density Seat Foam
- Latex, lead and mercury free
- Flex Back
- Active Seat Suspension
- Wallsaver Frame Design
- Optional Ganging Kit
- Black non-marring polyethylene glides
- Arm caps designed for easy ingress and egress

DIMENSIONS

- OVERALL: 41"H | 26"W | 24.5"D
- Seat: 18"H | 21"W | 19"D
- Back: 22.5"H | 21"W
- Arm: 26.3"H
- For 44" version, add 3" to back height and overall height
- COM Full: 2.75yards
- COM Seat: 1 yards
- COM Back: 1.75 yards
- COM Closed Arm: 0.75 yards

PRODUCT WEIGHT

- 94 lbs. | 107 lbs. with Closed Arms.

NOTES

- Ships knocked down.
- Warranted for users up to 500 lbs/unit.
- When graded in combination upholstery is selected, use the highest grade upholstery selected. Please provide the fabrics specified and a description of where each fabric is to be applied on the product.
- Maximum order quantities apply to Quick Ship program, contact Sales Support for details.

SERIES	F0	Patient Mesh	QS	\$
	F1	Patient Upholstered	•	\$
BACK STYLE	1	Highback 41"	•	VAR
	6	Highback 44"		VAR
LEG	10	Single	•	-
ARM	OA	Open Arm	•	-
	CA	Closed Arm		VAR
ARM CAP FINISH	TP	Taupe Polyurethane	•	\$75
	GR	Grey Polyurethane	•	\$75
	BK	Black Polyurethane	•	\$75
	HRM	Hard Rock Maple Wood Cap	•	\$130
	RC	Rustic Cherry Wood Cap	•	\$130
	CP	Chocolate Pear Wood Cap	•	\$130
FRAME FINISH	BI	Corian Bisque		\$295
	SR	Corian Silverite		\$395
	BM	Bronze Matte	•	-
	SVR	Silver	•	-
BACK MESH (If Applicable)	MG	Metallic Gunmetal		\$50
	M2	M2 Mesh (not all colors are QS)	•	\$28
	M3	M3 Mesh	•	-
OPTIONS	DC	2" Cleanout		\$105
	MB	Moisture Barrier (Seat only)		\$90
	CL	CAL TB133 (MESH)		\$95
	CL	CAL TB133 (UPH)		\$110
	GB	Ganging Kit (Set of 2)		\$50
FREIGHT OPTIONS	KD	Knocked Down	•	-
	BW	Blanket Wrapped - Fully Assembled (25 seat minimum)		\$75
FREIGHT REQUIREMENTS	AS	Allseating Standard		-
	FQ	Special Freight Instructions (Call for Quote)		VAR
	GD	Guaranteed Delivery Date and Time (Call for Quote)		VAR

TO ORDER SIMPLY FILL IN THE BLANKS

		10									
SERIES	BACK STYLE	LEG	ARM	ARM CAP FINISH	FRAME FINISH	BACK MESH - OPTIONS <small>For additional options separate with (-) hyphen.</small>	FREIGHT OPTION	FREIGHT REQUIREMENTS	FABRIC CODE - SEAT <small>Please refer to allseating.com for fabric codes.</small>	FABRIC CODE - BACK & CLOSED ARM	



FOSTER® PATIENT WIDE

DESIGN | ALLSEATING
GSA SIN | 339113H

BASE PRICE | \$1,325 F1310-OA

A wider version of our patient chair with a breathable mesh back option. Features a steel frame construction, webbed seat suspension and sloped arms to enhance comfort. Seat width is 24" between the arms.

Suggested Applications:
Exam Rooms, Patient Rooms, Resident Rooms.

FEATURES

- Clean Out Areas
- 16 Gauge Tubular Steel Frame
- Steel Seat Frame
- High Density Seat Foam
- Latex, lead and mercury free
- Flex Back
- Active Seat Suspension
- Wallsaver Frame Design
- Optional Ganging Kit
- Black non-marring polyethylene glides
- Arm caps designed for easy ingress and egress

DIMENSIONS

- OVERALL: 41"H | 29"W | 24.5"D
- Seat: 18"H | 24"W | 19"D
- Back: 22.5"H | 24"W
- Arm: 26.3"H
- For 44" version, add 3" to back height and overall height
- COM Full: 2.75yards
- COM Seat: 1 yard
- COM Back: 1.75 yards
- COM Closed Arm: 0.75 yard

PRODUCT WEIGHT

- 94 lbs. | 107 lbs. with Closed Arms.

NOTES

- Ships knocked down.
- Warranted for users up to 500 lbs/unit.
- When graded in combination upholstery is selected, use the highest grade upholstery selected. Please provide the fabrics specified and a description of where each fabric is to be applied on the product.
- Maximum order quantities apply to Quick Ship program, contact Sales Support for details.

Code	Grade 1	Grade 2/ COM	Grade 3	Grade 4/ COL	Grade 5	Grade 6	Grade 7	Grade 8	Leather 1	Leather 2	Leather 3
F0310-OA	\$1,455	\$1,483	\$1,501	\$1,525	\$1,546	\$1,583	\$1,625	\$1,672	\$1,775	\$1,820	\$1,957
F1310-OA	\$1,325	\$1,402	\$1,452	\$1,518	\$1,575	\$1,677	\$1,793	\$1,922	\$2,204	\$2,329	\$2,706
F0710-OA	\$1,538	\$1,566	\$1,584	\$1,608	\$1,629	\$1,666	\$1,708	\$1,755	\$1,858	\$1,903	\$2,040
F1710-OA	\$1,412	\$1,489	\$1,539	\$1,605	\$1,662	\$1,764	\$1,880	\$2,009	\$2,291	\$2,416	\$2,793
CA	\$255	\$276	\$290	\$308	\$323	\$351	\$383	\$418	\$495	\$529	\$632

SERIES	FO	Patient Mesh	QS	\$
	F1	Patient Upholstered		\$
BACK STYLE	3	Highback Wide 41"		VAR
	7	Highback Wide 44"		VAR
LEG	10	Single		-
ARM	OA	Open Arm		-
	CA	Closed Arm		VAR
ARM CAP FINISH	TP	Taupe Polyurethane		\$75
	GR	Grey Polyurethane		\$75
	BK	Black Polyurethane		\$75
	HRM	Hard Rock Maple Wood Cap		\$130
	RC	Rustic Cherry Wood Cap		\$130
	CP	Chocolate Pear Wood Cap		\$130
	BI	Corian Bisque		\$295
	SR	Corian Silverite		\$395
FRAME FINISH	BM	Bronze Matte		-
	SVR	Silver		-
	MG	Metallic Gunmetal		\$50
BACK MESH (If Applicable)	M2	M2 Mesh		\$28
	M3	M3 Mesh		-
OPTIONS	DC	2" Cleanout		\$105
	MB	Moisture Barrier (Seat only)		\$90
	CL	CAL TB133 (MESH)		\$95
	CL	CAL TB133 (UPH)		\$110
	GB	Ganging Kit (Set of 2)		\$50
FREIGHT OPTIONS	KD	Knocked Down		-
	BW	Blanket Wrapped - Fully Assembled (25 seat minimum)		\$75
FREIGHT REQUIREMENTS	AS	Allseating Standard		-
	FQ	Special Freight Instructions (Call for Quote)		VAR
	GD	Guaranteed Delivery Date and Time (Call for Quote)		VAR

TO ORDER SIMPLY FILL IN THE BLANKS

<input type="text"/>	-	<input type="text"/>	-	10	-	<input type="text"/>	-	<input type="text"/>	-	<input type="text"/>	-	<input type="text"/>	-	<input type="text"/>	-	<input type="text"/>	-	<input type="text"/>	-	<input type="text"/>
SERIES		BACK STYLE		LEG		ARM		ARM CAP FINISH		FRAME FINISH		BACK MESH - OPTIONS For additional options separate with (-) hyphen.		FREIGHT OPTION		FREIGHT REQUIREMENTS		FABRIC CODE - SEAT Please refer to allseating.com for fabric codes.		FABRIC CODE - BACK & CLOSED ARM

FOSTER® PATIENT PLUS

DESIGN | ALLSEATING
GSA SIN | 339113H



BASE PRICE | \$1,434 F1510-OA

A plus version of our patient chair with a breathable mesh back option. Features a steel frame construction, webbed seat suspension and sloped arms to enhance comfort. Seat width is 30" between the arms and supports up to 750lbs.

Suggested Applications: Waiting Areas, Dining Room, Exam Rooms, Patient Rooms, Guest Seating, Resident Rooms.

Code	Grade 1	Grade 2/ COM	Grade 3	Grade 4/ COL	Grade 5	Grade 6	Grade 7	Grade 8	Leather 1	Leather 2	Leather 3
F0510-OA	\$1,565	\$1,593	\$1,611	\$1,635	\$1,656	\$1,693	\$1,735	\$1,782	\$1,885	\$1,930	\$2,067
F1510-OA	\$1,434	\$1,511	\$1,561	\$1,627	\$1,684	\$1,786	\$1,902	\$2,031	\$2,313	\$2,438	\$2,815
F0810-OA	\$1,800	\$1,828	\$1,846	\$1,870	\$1,891	\$1,928	\$1,970	\$2,017	\$2,120	\$2,165	\$2,302
F1810-OA	\$1,670	\$1,747	\$1,797	\$1,863	\$1,920	\$2,022	\$2,138	\$2,267	\$2,549	\$2,674	\$3,051
CA	\$255	\$276	\$290	\$308	\$323	\$351	\$383	\$418	\$495	\$529	\$632

FEATURES

- Clean Out Areas
- 16 Gauge Tubular Steel Frame
- Steel Seat Frame
- High Density Seat Foam
- Latex, lead and mercury free
- Flex Back
- Active Seat Suspension
- Wallsaver Frame Design
- Optional Ganging Kit
- Black non-marring polyethylene glides
- Arm caps designed for easy ingress and egress

DIMENSIONS

- OVERALL: 41"H | 35"W | 24.75"D
- Seat: 18"H | 30"W | 19"D
- Back: 22.5"H | 30"W
- Arm: 26.3"H
- For 44" version, add 3" to back height and overall height
- COM Full: 2.75yards
- COM Seat: 1 yards
- COM Back: 1.75 yards
- COM Closed Arm: 0.75 yards

PRODUCT WEIGHT

- 94 lbs. | 107 lbs. with Closed Arms.

NOTES

- Ships knocked down.
- Warranted for users up to 500 lbs/unit.
- When graded in combination upholstery is selected, use the highest grade upholstery selected. Please provide the fabrics specified and a description of where each fabric is to be applied on the product.
- Maximum order quantities apply to Quick Ship program, contact Sales Support for details.

SERIES	F0	Patient Mesh	QS	\$
	F1	Patient Upholstered		\$
BACK STYLE	5	Highback Plus 41"		VAR
	8	Highback Plus 44"		VAR
LEG	10	Single		-
ARM	OA	Open Arm		-
	CA	Closed Arm		VAR
ARM CAP FINISH	TP	Taupe Polyurethane		\$75
	GR	Grey Polyurethane		\$75
	BK	Black Polyurethane		\$75
	HRM	Hard Rock Maple Wood Cap		\$130
	RC	Rustic Cherry Wood Cap		\$130
	CP	Chocolate Pear Wood Cap		\$130
FRAME FINISH	BI	Corian Bisque		\$295
	SR	Corian Silverite		\$395
	BM	Bronze Matte		-
	SVR	Silver		-
	MG	Metallic Gunmetal		\$50
BACK MESH (If Applicable)	M2	M2 Mesh		\$28
	M3	M3 Mesh		-
	DC	2" Cleanout		\$105
OPTIONS	MB	Moisture Barrier (Seat only)		\$90
	CL	CAL TB133 (MESH)		\$95
	CL	CAL TB133 (UPH)		\$110
	GB	Ganging Kit (Set of 2)		\$50
	FREIGHT OPTIONS	KD	Knocked Down	
BW		Blanket Wrapped - Fully Assembled (25 seat minimum)		\$75
FREIGHT REQUIREMENTS	AS	Allseating Standard		-
	FQ	Special Freight Instructions (Call for Quote)		VAR
	GD	Guaranteed Delivery Date and Time (Call for Quote)		VAR

TO ORDER SIMPLY FILL IN THE BLANKS

		10									
SERIES	BACK STYLE	LEG	ARM	ARM CAP FINISH	FRAME FINISH	BACK MESH - OPTIONS <small>For additional options separate with (-) hyphen.</small>	FREIGHT OPTION	FREIGHT REQUIREMENTS	FABRIC CODE - SEAT <small>Please refer to allseating.com for fabric codes.</small>	FABRIC CODE - BACK & CLOSED ARM	

FOSTER® OTTOMAN

DESIGN | ALLSEATING
GSA SIN: 339113H



BASE PRICE \$620		A complementary ottoman offers a supportive spot to rest your feet.									
F3X44											
Code	Grade 1	Grade 2/ COM	Grade 3	Grade 4/ COL	Grade 5	Grade 6	Grade 7	Grade 8	Leather 1	Leather 2	Leather 3
F3X44	\$620	\$641	\$655	\$673	\$688	\$716	\$748	\$783	\$860	\$894	\$997

FEATURES

- 16 Gauge Tubular Steel Frame
- Multi Layered High Density Seat Foam
- Latex, lead and mercury free
- Black non-marring polyethylene glides

DIMENSIONS

- OVERALL: 13"H | 20"W | 14"D
- COM Seat: 0.75 yard

PRODUCT WEIGHT

- 12 lbs.

SERIES	F3	Bench	QS	\$
BACK STYLE	X	No Back		-
LEG	44	Ottoman		-
FRAME FINISH	BM	Bronze Matte		-
	SVR	Silver		-
	MG	Metallic Gunmetal		\$50
OPTIONS	MB	Moisture Barrier (Seat only)		\$90
	CL	CAL TB133		\$95
FREIGHT OPTIONS	FA	Fully Assembled		-
	BW	Blanket Wrapped - Fully Assembled (25 seat minimum)		\$75
FREIGHT REQUIREMENTS	AS	Allseating Standard		-
	FQ	Special Freight Instructions (Call for Quote)		VAR
	GD	Guaranteed Delivery Date and Time (Call for Quote)		VAR

NOTES

- Warranted for users up to 350 lbs/seat.

TO ORDER SIMPLY FILL IN THE BLANKS

F3	-	X	-	44	-		-		-		-		-	
SERIES		BACK STYLE		LEG		FRAME FINISH		BACK MESH - OPTIONS For additional options separate with (-) hyphen.		FREIGHT OPTION		FREIGHT REQUIREMENTS		FABRIC CODE - SEAT Please refer to allseating.com for fabric codes.
														FABRIC CODE - BACK & CLOSED ARM



FOSTER® SLED

DESIGN | ALLSEATING
GSA SIN | 339113H

BASE PRICE | \$1,585 F1111-OA

Our highly supportive patient chair with a sled base for increased flex in the back. Features a steel frame construction, webbed seat suspension and sloped arms to enhance support. Comes with a lightweight, breathable mesh back option to enhance circulation.

Suggested Applications:
Exam Rooms, Patient Rooms, Resident Rooms.

FEATURES

- Clean Out Areas
- Tubular Steel Frame
- Steel Seat Frame
- High Density Seat Foam
- Latex, lead and mercury free
- Flex Back
- Active Seat Suspension
- Anti-Tip Glides
- Optional Ganging Kit
- Black non-marring nylon glides
- Arm caps designed for easy ingress and egress

DIMENSIONS

- OVERALL: 41"H | 26"W | 24.75"D
- Seat: 18"H | 21"W | 19"D
- Back: 22.5"H | 30"W
- Arm: 26.5"H
- For 44" version, add 3" to back height and overall height
- COM Full: 2.75yards
- COM Seat: 1 yards
- COM Back: 1.75 yards
- COM Closed Arm: 0.75 yards

PRODUCT WEIGHT

- 94 lbs. | 107 lbs. with Closed Arms.

NOTES

- Ships knocked down.
- Warranted for users up to 500 lbs/unit.
- When graded in combination upholstery is selected, use the highest grade upholstery selected. Please provide the fabrics specified and a description of where each fabric is to be applied on the product.
- Minimum order quantities apply to Quick Ship program, contact Sales Support for details.

Code	Grade 1	Grade 2/ COM	Grade 3	Grade 4/ COL	Grade 5	Grade 6	Grade 7	Grade 8	Leather 1	Leather 2	Leather 3
F0111-OA	\$1,715	\$1,743	\$1,761	\$1,785	\$1,806	\$1,843	\$1,885	\$1,932	\$2,035	\$2,080	\$2,217
F1111-OA	\$1,585	\$1,662	\$1,712	\$1,778	\$1,835	\$1,937	\$2,053	\$2,182	\$2,464	\$2,589	\$2,966
F0611-OA	\$1,822	\$1,850	\$1,868	\$1,892	\$1,913	\$1,950	\$1,992	\$2,039	\$2,142	\$2,187	\$2,324
F1611-OA	\$1,690	\$1,767	\$1,817	\$1,883	\$1,940	\$2,042	\$2,158	\$2,287	\$2,569	\$2,694	\$3,071
CA	\$255	\$276	\$290	\$308	\$323	\$351	\$383	\$418	\$495	\$529	\$632

SERIES	F0	Patient Mesh	QS	\$
	F1	Patient Upholstered		\$
BACK STYLE	1	Highback 41"		VAR
	6	Highback 44"		VAR
LEG	11	Sled Metal		-
ARM A27	OA	Open Arm		-
	CA	Closed Arm		VAR
ARM CAP FINISH	TP	Taupe Polyurethane		-
	GR	Grey Polyurethane		-
	BK	Black Polyurethane		-
	HRM	Hard Rock Maple Wood Cap		\$130
	RC	Rustic Cherry Wood Cap		\$130
	CP	Chocolate Pear Wood Cap		\$130
	BI	Corian Bisque		\$295
	SR	Corian Silverite		\$395
FRAME FINISH	BM	Bronze Matte		-
	SVR	Silver		-
	MG	Metallic Gunmetal		\$50
BACK MESH (If Applicable)	M2	M2 Mesh		\$28
	M3	M3 Mesh		-
	DC	2" Cleanout		\$105
OPTIONS	MB	Moisture Barrier (Seat only)		\$90
	CL	CAL TB133 (MESH)		\$95
	CL	CAL TB133 (UPH)		\$110
	GB	Ganging Kit (Set of 2)		\$50
FREIGHT OPTIONS	KD	Knocked Down		-
	BW	Blanket Wrapped - Fully Assembled (25 seat minimum)		\$75
FREIGHT REQUIREMENTS	AS	Allseating Standard		-
	FQ	Special Freight Instructions (Call for Quote)		VAR
	GD	Guaranteed Delivery Date and Time (Call for Quote)		VAR

TO ORDER SIMPLY FILL IN THE BLANKS

[]	-	[]	-	11	-	[]	-	[]	-	[]	-	[]	-	[]	-	[]				
SERIES		BACK STYLE		LEG		ARM		ARM CAP FINISH		FRAME FINISH		BACK MESH - OPTIONS For additional options separate with (-) hyphen.		FREIGHT OPTION		FREIGHT REQUIRE- MENTS		FABRIC CODE - SEAT Please refer to allseating.com for fabric codes.		FABRIC CODE - BACK & CLOSED ARM



FOSTER® ROCKER

DESIGN | ALLSEATING
GSA SIN | 339113

BASE PRICE | \$1,585 F1112-OA

Our highly supportive patient chair with a rocker base inspires a calming motion and relaxing effect. Features a steel frame construction, webbed seat suspension and sloped arms to enhance support.

Suggested Applications:
Exam Rooms, Patient Rooms, Resident Rooms.

FEATURES

- Clean Out Areas
- 16 Gauge Tubular Steel Frame
- Steel Seat Frame
- High Density Seat Foam
- Latex, lead and mercury free
- Flex Back
- Active Seat Suspension
- Clear polyurethane rail guard
- Arm caps designed for easy ingress and egress

DIMENSIONS

- OVERALL: 41"H | 26"W | 30"D
- Seat: 18"H | 21"W | 19"D
- Back: 22.5"H | 30"W
- Arm: 25.9"H
- For 44" version, add 3" to back height and overall heightCOM Full: 2.75yards
- COM Seat: 1 yards
- COM Back: 1.75 yards
- COM Closed Arm: 0.75 yards

PRODUCT WEIGHT

- 94 lbs. | 107 lbs. with Closed Arms.

NOTES

- Ships knocked down.
- Warranted for users up to 500 lbs/unit.
- When graded in combination upholstery is selected, use the highest grade upholstery selected. Please provide the fabrics specified and a description of where each fabric is to be applied on the product.
- Minimum order quantities apply to Quick Ship program, contact Sales Support for details.

Code	Grade 1	Grade 2/COM	Grade 3	Grade 4/COL	Grade 5	Grade 6	Grade 7	Grade 8	Leather 1	Leather 2	Leather 3
F0112-OA	\$1,715	\$1,743	\$1,761	\$1,785	\$1,806	\$1,843	\$1,885	\$1,932	\$2,035	\$2,080	\$2,217
F1112-OA	\$1,585	\$1,662	\$1,712	\$1,778	\$1,835	\$1,937	\$2,053	\$2,182	\$2,464	\$2,589	\$2,966
F0612-OA	\$1,822	\$1,850	\$1,868	\$1,892	\$1,913	\$1,950	\$1,992	\$2,039	\$2,142	\$2,187	\$2,324
F1612-OA	\$1,690	\$1,767	\$1,817	\$1,883	\$1,940	\$2,042	\$2,158	\$2,287	\$2,569	\$2,694	\$3,071
CA	\$255	\$276	\$290	\$308	\$323	\$351	\$383	\$418	\$495	\$529	\$632

SERIES	FO	Patient Mesh	QS	\$
	F1	Patient Upholstered		\$
BACK STYLE	1	Highback 41"		VAR
	6	Highback 44"		VAR
LEG	12	Rocker Metal		-
ARM	OA	Open Arm		-
	CA	Closed Arm		VAR
ARM CAP FINISH	TP	Taupe Polyurethane		-
	GR	Grey Polyurethane		-
	BK	Black Polyurethane		-
	HRM	Hard Rock Maple Wood Cap		\$130
	RC	Rustic Cherry Wood Cap		\$130
	CP	Chocolate Pear Wood Cap		\$130
	BI	Corian Bisque		\$295
FRAME FINISH	SR	Corian Silverite		\$395
	BM	Bronze Matte		-
	SVR	Silver		-
	MG	Metallic Gunmetal		\$50
	BACK MESH (If Applicable)	M2	M2 Mesh	
	M3	M3 Mesh		-
OPTIONS	DC	2" Cleanout		\$105
	MB	Moisture Barrier (Seat only)		\$90
	CL	CAL TB133 (MESH)		\$95
	CL	CAL TB133 (UPH)		\$110
FREIGHT OPTIONS	KD	Knocked Down		-
	BW	Blanket Wrapped - Fully Assembled (25 seat minimum)		\$75
FREIGHT REQUIREMENTS	AS	Allseating Standard		-
	FQ	Special Freight Instructions (Call for Quote)		VAR
	GD	Guaranteed Delivery Date and Time (Call for Quote)		VAR

TO ORDER SIMPLY FILL IN THE BLANKS

<input type="text"/>	-	<input type="text"/>	-	12	-	<input type="text"/>	-	<input type="text"/>	-	<input type="text"/>	-	<input type="text"/>	-	<input type="text"/>	-	<input type="text"/>	
SERIES		BACK STYLE		LEG		ARM		ARM CAP FINISH		FRAME FINISH		BACK MESH - OPTIONS		FREIGHT OPTION		FREIGHT REQUIREMENTS	
<p>For additional options separate with (-) hyphen.</p> <p>Please refer to allseating.com for fabric codes.</p>																	

INFO
PILLOWS
ASTUTE
AILES
CHIROFORM
DONE
EIGHTY TWO
ENTAIL
EXCHANGE
FLUID
FOSTER
HAUSA
INERTIA
INNATE
JIF
L1
LEVO
MANTRA
PRATA
PRESTO
RAINBOW
REQUISITE
THERAPOD
TUCK
WATSON
YOU
ZIP



FOSTER[®] HIP CHAIR

DESIGN | ALLSEATING
GSA SIN | 339113H

BASE PRICE \$1,585		Description: Our highly supportive patient chair at an easy-access height to minimize risk of injury. Features a steel frame construction, webbed seat suspension and sloped arms to enhance support. Comes with a lightweight, breathable mesh back option to enhance circulation.									
F1013-OA		Suggested Applications: Exam Rooms, Patient Rooms, Resident Rooms.									
Code	Grade 1	Grade 2/ COM	Grade 3	Grade 4/ COL	Grade 5	Grade 6	Grade 7	Grade 8	Leather 1	Leather 2	Leather 3
F0013-OA	\$1,710	\$1,738	\$1,756	\$1,780	\$1,801	\$1,838	\$1,880	\$1,927	\$2,030	\$2,075	\$2,212
F1013-OA	\$1,585	\$1,662	\$1,712	\$1,778	\$1,835	\$1,937	\$2,053	\$2,182	\$2,464	\$2,589	\$2,966
CA	\$255	\$276	\$290	\$308	\$323	\$351	\$383	\$418	\$495	\$529	\$632

FEATURES

- Clean Out Areas
- 16 Gauge Tubular Steel Frame
- Steel Seat Frame
- Latex, lead and mercury free
- Flex Back
- Active Seat Suspension
- Black non-marring polyethylene glides
- Non-slip surface on foot rail
- High Density Seat Foam
- Arm caps designed for easy ingress and egress

DIMENSIONS

- OVERALL: 41"H | 26"W | 24.75"D
- Seat: 24"H | 21"W | 19"D
- Back: 22.5"H | 30"W
- Arm: 32.3"H
- COM Full: 2.75yards
- COM Seat: 1 yards
- COM Back: 1.75 yards
- COM Closed Arm: 0.75 yards

PRODUCT WEIGHT

- 45 lbs. | 52 lbs. with Closed Arms.

SERIES	FO	Patient Mesh	QS	\$
	F1	Patient Upholstered		\$
BACK STYLE	0	Midback		VAR
LEG	13	Hip Chair		-
ARM	OA	Open Arm		-
	CA	Closed Arm		VAR
ARM CAP FINISH	TP	Taupe Polyurethane		-
	GR	Grey Polyurethane		-
	BK	Black Polyurethane		-
	HRM	Hard Rock Maple Wood Cap		\$130
	RC	Rustic Cherry Wood Cap		\$130
	CP	Chocolate Pear Wood Cap		\$130
	BI	Corian Bisque		\$295
	SR	Corian Silverite		\$395
FRAME FINISH	BM	Bronze Matte		-
	SVR	Silver		-
	MG	Metallic Gunmetal		\$50
BACK MESH (If Applicable)	M2	M2 Mesh		\$28
	M3	M3 Mesh		-
OPTIONS	DC	2" Cleanout		\$105
	MB	Moisture Barrier (Seat only)		\$90
	CL	CAL TB133 (MESH)		\$95
	CL	CAL TB133 (UPH)		\$110
FREIGHT OPTIONS	KD	Knocked Down		-
	BW	Blanket Wrapped - Fully Assembled (25 seat minimum)		\$75
FREIGHT REQUIREMENTS	AS	Allseating Standard		-
	FQ	Special Freight Instructions (Call for Quote)		VAR
	GD	Guaranteed Delivery Date and Time (Call for Quote)		VAR

NOTES

- Ships knocked down.
- 45 lbs. | 52 lbs. with Closed Arms.
- Warranted for users up to 500 lbs.
- When graded in combination upholstery is selected, use the highest grade upholstery selected. Please provide the fabrics specified and a description of where each fabric is to be applied on the product.
- This product meets the requirements set forth in ANSI/BIFMA HCF8.1.

TO ORDER SIMPLY FILL IN THE BLANKS

<input type="text" value="0"/>	<input type="text" value="13"/>	<input type="text"/>	<input type="text"/>	<input type="text"/>	<input type="text"/>	<input type="text"/>	<input type="text"/>	<input type="text"/>	<input type="text"/>	<input type="text"/>
SERIES	BACK STYLE	LEG	ARM	ARM CAP FINISH	FRAME FINISH	BACK MESH - OPTIONS For additional options separate with (-) hyphen.	FREIGHT OPTION	FREIGHT REQUIREMENTS	FABRIC CODE - SEAT Please refer to allseating.com for fabric codes.	FABRIC CODE - BACK & CLOSED ARM

INFO
PILLOWS
ASTUTE
AILES
CHIROFORM
DONE
EIGHTY TWO
ENTAIL
EXCHANGE
FLUID
FOSTER
HAUSA
INERTIA
INNATE
JIF
L1
LEVO
MANTRA
PRATA
PRESTO
RAINBOW
REQUISITE
THERAPOD
TUCK
WATSON
YOU
ZIP



FOSTER® GUEST

DESIGN | ALLSEATING
GSA SIN: 33721

BASE PRICE | \$1,220 F1010-OA

Description: No one likes to wait, but with its webbed seat suspension, and sturdy steel construction, Foster Guest seating makes waiting more comfortable.

Suggested Applications:
Lobbies, Dining Rooms, Exam Rooms, Resident Rooms.

Code	Grade 1	Grade 2/ COM	Grade 3	Grade 4/ COL	Grade 5	Grade 6	Grade 7	Grade 8	Leather 1	Leather 2	Leather 3
F0010-OA	\$1,340	\$1,368	\$1,386	\$1,410	\$1,431	\$1,468	\$1,510	\$1,557	\$1,660	\$1,705	\$1,842
F1010-OA	\$1,220	\$1,290	\$1,335	\$1,395	\$1,448	\$1,540	\$1,645	\$1,763	\$2,019	\$2,133	\$2,475
CA	\$255	\$276	\$290	\$308	\$323	\$351	\$383	\$418	\$495	\$529	\$632

FEATURES

- Clean Out Areas
- 16 Gauge Tubular Steel Frame
- Steel Seat Frame
- High Density Seat Foam
- Latex, lead and mercury free
- Flex Back
- Active Seat Suspension
- Wallsaver Frame Design
- Optional Ganging Kit
- Black non-marring polyethylene glides
- Arm caps designed for easy ingress and egress

DIMENSIONS

- OVERALL: 35"H | 26"W | 24.75"D
- Seat: 18"H | 21"W | 19"D
- Back: 16"H | 21"W
- Arm: 26.25"H
- COM Full: 2.5yards
- COM Seat: 1 yards
- COM Back: 1.5 yards
- COM Closed Arm: 0.75 yards

PRODUCT WEIGHT

- 38 lbs. | 44 lbs. with Closed Arms.

NOTES

- Ships knocked down.
- Warranted for users up to 500 lbs.
- When graded in combination upholstery is selected, use the highest grade upholstery selected. Please provide the fabrics specified and a description of where each fabric is to be applied on the product.
- This product meets the requirements set forth in ANSI/BIFMA HCF8.1.
- Maximum order quantities apply to Quick Ship program, contact Sales Support for details.

SERIES	FO	Guest Mesh	QS	\$
BACK STYLE	F1	Guest Upholstered	•	VAR
LEG	0	Midback	•	VAR
ARM	10	Single	•	-
ARM CAP FINISH	OA	Open Arm	•	-
	CA	Closed Arm		VAR
	TP	Taupe Polyurethane	•	\$75
	GR	Grey Polyurethane	•	\$75
	BK	Black Polyurethane	•	\$75
	HRM	Hard Rock Maple Wood Cap	•	\$130
	RC	Rustic Cherry Wood Cap	•	\$130
	CP	Chocolate Pear Wood Cap	•	\$130
	BI	Corian Bisque		\$295
	SR	Corian Silverite		\$395
FRAME FINISH	BM	Bronze Matte	•	-
	SVR	Silver	•	-
	MG	Metallic Gunmetal		\$50
BACK MESH (If Applicable)	M2	M2 Mesh (not all colors are QS)	•	\$28
	M3	M3 Mesh	•	-
OPTIONS	DC	2" Cleanout		\$105
	MB	Moisture Barrier (Seat only)		\$90
	TL	Tablet Left Closed Arm Only		\$720
	TR	Tablet Right Closed Arm Only		\$720
	CL	CAL TB133 (MESH)		\$95
	CL	CAL TB133 (UPH)		\$110
	GB	Ganging Kit (Set of 2)		\$50
FREIGHT OPTIONS	KD	Knocked Down	•	-
	BW	Blanket Wrapped - Fully Assembled (25 seat minimum)		\$75
FREIGHT REQUIREMENTS	AS	Allseating Standard		-
	FQ	Special Freight Instructions (Call for Quote)		VAR
	GD	Guaranteed Delivery Date and Time (Call for Quote)		VAR

TO ORDER SIMPLY FILL IN THE BLANKS

<input type="text" value=""/>	-	<input type="text" value="0"/>	-	<input type="text" value="10"/>	-	<input type="text" value=""/>	-	<input type="text" value=""/>	-	<input type="text" value=""/>	-	<input type="text" value=""/>	-	<input type="text" value=""/>	-	<input type="text" value=""/>				
SERIES		BACK STYLE		LEG		ARM		ARM CAP FINISH		FRAME FINISH		BACK MESH - OPTIONS For additional options separate with (-) hyphen.		FREIGHT OPTION		FREIGHT REQUIREMENTS		FABRIC CODE - SEAT Please refer to allseating.com for fabric codes.		FABRIC CODE - BACK & CLOSED ARM

INFO
PILLOWS
ASTUTE
AILES
CHIROFORM
DONE
EIGHTY TWO
ENTAIL
EXCHANGE
FLUID
FOSTER
HAUSA
INERTIA
INNATE
JIF
L1
LEVO
MANTRA
PRATA
PRESTO
RAINBOW
REQUISITE
THERAPOD
TUCK
WATSON
YOU
ZIP



FOSTER® GUEST WIDE

DESIGN | ALLSEATING
GSA SIN: 33721

BASE PRICE | \$1,235 F1210-OA

A wider version of our welcoming guest chair. Features a steel frame construction and webbed seat suspension to make waiting more comfortable. Measures 24" between the arms.

Suggested Applications:
Lobbies, Dining Rooms, Exam Rooms, Resident Rooms.

Code	Grade 1	Grade 2/ COM	Grade 3	Grade 4/ COL	Grade 5	Grade 6	Grade 7	Grade 8	Leather 1	Leather 2	Leather 3
F0210-OA	\$1,358	\$1,386	\$1,404	\$1,428	\$1,449	\$1,486	\$1,528	\$1,575	\$1,678	\$1,723	\$1,860
F1210-OA	\$1,235	\$1,305	\$1,350	\$1,410	\$1,463	\$1,555	\$1,660	\$1,778	\$2,034	\$2,148	\$2,490
CA	\$255	\$276	\$290	\$308	\$323	\$351	\$383	\$418	\$495	\$529	\$632

FEATURES

- Clean Out Areas
- 16 Gauge Tubular Steel Frame
- Steel Seat Frame
- High Density Seat Foam
- Latex, lead and mercury free
- Flex Back
- Active Seat Suspension
- Wallsaver Frame Design
- Optional Ganging Kit
- Black non-marring polyethylene glides
- Arm caps designed for easy ingress and egress

DIMENSIONS

- OVERALL: 35"H | 29"W | 24.75"D
- Seat: 18"H | 24"W | 19"D
- Back: 16"H | 24"W
- Arm: 26.3"H
- COM Full: 2.5yards
- COM Seat: 1 yards
- COM Back: 1.5 yards
- COM Closed Arm: 0.75 yards

PRODUCT WEIGHT

- 40 lbs. | 46 lbs. with Closed Arms.

NOTES

- Ships knocked down.
- Warranted for users up to 500 lbs.
- When graded in combination upholstery is selected, use the highest grade upholstery selected. Please provide the fabrics specified and a description of where each fabric is to be applied on the product.
- This product meets the requirements set forth in ANSI/BIFMA HCF8.1.
- Maximum order quantities apply to Quick Ship program, contact Sales Support for details.

SERIES	FO	Guest Mesh	QS	\$
	F1	Guest Upholstered	•	-
BACK STYLE	2	Midback Wide	•	VAR
LEG	10	Single	•	-
ARM	OA	Open Arm	•	-
	CA	Closed Arm		VAR
ARM CAP FINISH	TP	Taupe Polyurethane	•	\$75
	GR	Grey Polyurethane	•	\$75
	BK	Black Polyurethane	•	\$75
	HRM	Hard Rock Maple Wood Cap	•	\$130
	RC	Rustic Cherry Wood Cap	•	\$130
	CP	Chocolate Pear Wood Cap	•	\$130
	BI	Corian Bisque		\$295
	SR	Corian Silverite		\$395
FRAME FINISH	BM	Bronze Matte	•	-
	SVR	Silver	•	-
	MG	Metallic Gunmetal		\$50
BACK MESH (If Applicable)	M2	M2 Mesh (not all colors are QS)	•	\$28
	M3	M3 Mesh	•	-
OPTIONS	DC	2" Cleanout		\$105
	MB	Moisture Barrier (Seat only)		\$90
	CL	CAL TB133 (MESH)		\$95
	CL	CAL TB133 (UPH)		\$110
	GB	Ganging Kit (Set of 2)		\$50
FREIGHT OPTIONS	KD	Knocked Down	•	-
	BW	Blanket Wrapped - Fully Assembled (25 seat minimum)		\$75
FREIGHT REQUIREMENTS	AS	Allseating Standard		-
	FQ	Special Freight Instructions (Call for Quote)		VAR
	GD	Guaranteed Delivery Date and Time (Call for Quote)		VAR

TO ORDER SIMPLY FILL IN THE BLANKS

<input type="text"/>	-	<input type="text" value="2"/>	-	<input type="text" value="10"/>	-	<input type="text"/>	-	<input type="text"/>	-	<input type="text"/>	-	<input type="text"/>	-	<input type="text"/>	-	<input type="text"/>	-	<input type="text"/>	
SERIES		BACK STYLE		LEG		ARM		ARM CAP FINISH		FRAME FINISH		BACK MESH - OPTIONS <small>For additional options separate with (-) hyphen.</small>		FREIGHT OPTION		FREIGHT REQUIREMENTS		FABRIC CODE - SEAT <small>Please refer to allseating.com for fabric codes.</small>	FABRIC CODE - BACK & CLOSED ARM

INFO
PILLOWS
ASTUTE
AILES
CHIROFORM
DONE
EIGHTY TWO
ENTAIL
EXCHANGE
FLUID
FOSTER
HAUSA
INERTIA
INNATE
JIF
L1
LEVO
MANTRA
PRATA
PRESTO
RAINBOW
REQUISITE
THERAPOD
TUCK
WATSON
YOU
ZIP



FOSTER® GUEST PLUS

DESIGN | ALLSEATING
GSA SIN: 33721

BASE PRICE | \$1,405 F1410-OA

A plus version of our welcoming guest chair with a breathable mesh back option. Features a steel frame construction and webbed seat suspension to make waiting more comfortable. 30" between the arms.

Suggested Applications: Waiting Areas, Dining Room, Exam Rooms, Patient Rooms, Guest Seating, Resident Rooms.

Code	Grade 1	Grade 2/ COM	Grade 3	Grade 4/ COL	Grade 5	Grade 6	Grade 7	Grade 8	Leather 1	Leather 2	Leather 3
F0410-OA	\$1,525	\$1,553	\$1,571	\$1,595	\$1,616	\$1,653	\$1,695	\$1,742	\$1,845	\$1,890	\$2,027
F1410-OA	\$1,405	\$1,475	\$1,520	\$1,580	\$1,633	\$1,725	\$1,830	\$1,948	\$2,204	\$2,318	\$2,660
CA	\$255	\$276	\$290	\$308	\$323	\$351	\$383	\$418	\$495	\$529	\$632

FEATURES

- Clean Out Areas
- 16 Gauge Tubular Steel Frame
- Steel Seat Frame
- High Density Seat Foam
- Latex, lead and mercury free
- Flex Back
- Active Seat Suspension
- Wallsaver Frame Design
- Optional Ganging Kit
- Black non-marring polyethylene glides
- Arm caps designed for easy ingress and egress

DIMENSIONS

- OVERALL: 35"H | 29"W | 24.75"D
- Seat: 18"H | 30"W | 19"D
- Back: 17"H | 29"W
- Arm: 26.25"H
- COM Full: 2.5yards
- COM Seat: 1 yard
- COM Back: 1.5 yards
- COM Closed Arm: 0.75 yard

PRODUCT WEIGHT

- 44 lbs. | 50 lbs. with Closed Arms.

NOTES

- Ships knocked down.
- Warranted for users up to 750 lbs.
- When graded in combination upholstery is selected, use the highest grade upholstery selected. Please provide the fabrics specified and a description of where each fabric is to be applied on the product.
- This product meets the requirements set forth in ANSI/BIFMA HCF8.1.
- Maximum order quantities apply to Quick Ship program, contact Sales Support for details.

SERIES	FO	Guest Mesh	QS	\$
	F1	Guest Upholstered	•	-
BACK STYLE	4	Midback Plus	•	VAR
LEG	10	Single	•	-
ARM	OA	Open Arm	•	-
	CA	Closed Arm		VAR
ARM CAP FINISH	TP	Taupe Polyurethane	•	\$75
	GR	Grey Polyurethane	•	\$75
	BK	Black Polyurethane	•	\$75
	HRM	Hard Rock Maple Wood Cap	•	\$130
	RC	Rustic Cherry Wood Cap	•	\$130
	CP	Chocolate Pear Wood Cap	•	\$130
	BI	Corian Bisque		\$295
	SR	Corian Silverite		\$395
FRAME FINISH	BM	Bronze Matte	•	-
	SVR	Silver	•	-
	MG	Metallic Gunmetal		\$50
BACK MESH (If Applicable)	M2	M2 Mesh	•	\$28
	M3	M3 Mesh	•	-
OPTIONS	DC	2" Cleanout		\$105
	MB	Moisture Barrier (Seat only)		\$90
	CL	CAL TB133 (MESH)		\$95
	CL	CAL TB133 (UPH)		\$110
	GB	Ganging Kit (Set of 2)		\$50
FREIGHT OPTIONS	KD	Knocked Down	•	-
	BW	Blanket Wrapped - Fully Assembled (25 seat minimum)		\$75
FREIGHT REQUIREMENTS	AS	Allseating Standard		-
	FQ	Special Freight Instructions (Call for Quote)		VAR
	GD	Guaranteed Delivery Date and Time (Call for Quote)		VAR

TO ORDER SIMPLY FILL IN THE BLANKS

<input type="text"/>	-	<input type="text" value="4"/>	-	<input type="text" value="10"/>	-	<input type="text"/>	-	<input type="text"/>	-	<input type="text"/>	-	<input type="text"/>	-	<input type="text"/>	-	<input type="text"/>				
SERIES		BACK STYLE		LEG		ARM		ARM CAP FINISH		FRAME FINISH		BACK MESH - OPTIONS For additional options separate with (-) hyphen.		FREIGHT OPTION		FREIGHT REQUIREMENTS		FABRIC CODE - SEAT Please refer to allseating.com for fabric codes.		FABRIC CODE - BACK & CLOSED ARM

FOSTER® GUEST DOUBLE

DESIGN | ALLSEATING
GSA SIN: 33721



BASE PRICE | \$1,980 F1020-OA

Our guest chair – but built for two. Features a steel frame construction, webbed seat suspension and sloped arms to make waiting more comfortable.

Suggested Applications: Lobbies, Resident Rooms.

Code	Grade 1	Grade 2/ COM	Grade 3	Grade 4/ COL	Grade 5	Grade 6	Grade 7	Grade 8	Leather 1	Leather 2	Leather 3
F0020-OA	\$2,138	\$2,187	\$2,219	\$2,261	\$2,297	\$2,362	\$2,436	\$2,518	\$2,697	\$2,777	\$3,017
F1020-OA	\$1,980	\$2,071	\$2,130	\$2,208	\$2,276	\$2,396	\$2,533	\$2,685	\$3,018	\$3,166	\$3,612
CA	\$255	\$276	\$290	\$308	\$323	\$351	\$383	\$418	\$495	\$529	\$632

FEATURES

- Clean Out Areas
- 16 Gauge Tubular Steel Frame
- Steel Seat Frame
- High Density Seat Foam
- Latex, lead and mercury free
- Flex Back
- Active Seat Suspension
- Wallsaver Frame Design
- Black non-marring polyethylene glides
- Arm caps designed for easy ingress and egress

DIMENSIONS

- OVERALL: 35"H | 47.5"W | 25"D
- Seat: 18"H | 21"W (Per Seat) | 19"D
- Back: 17"H | 23.5"W (Per Seat)
- Arm: 26.3"H
- COM Full: 3.25 yards
- COM Seat: 1.75 yards
- COM Back: 1.5 yards
- COM Closed Arm: 0.75 yards

PRODUCT WEIGHT

- 61 lbs. | 67 lbs. with Closed Arms.

NOTES

- Ships knocked down.
- Warranted for users up to 500 lbs/ per seat
- When graded in combination upholstery is selected, use the highest grade upholstery selected. Please provide the fabrics specified and a description of where each fabric is to be applied on the product.
- This product meets the requirements set forth in ANSI/BIFMA HCF8.1.
- Maximum order quantities apply to Quick Ship program, contact Sales Support for details.


SERIES	FO	Mesh	QS	\$
	F1	Upholstered	•	-
BACK STYLE	0	Midback	•	VAR
LEG	20	Double	•	-
ARM	OA	Open Arm	•	-
	CA	Closed Arm		VAR
ARM CAP FINISH	TP	Taupe Polyurethane	•	\$75
	GR	Grey Polyurethane	•	\$75
	BK	Black Polyurethane	•	\$75
	HRM	Hard Rock Maple Wood Cap	•	\$130
	RC	Rustic Cherry Wood Cap	•	\$130
	CP	Chocolate Pear Wood Cap	•	\$130
	BI	Corian Bisque		\$295
	SR	Corian Silverite		\$395
FRAME FINISH	BM	Bronze Matte	•	-
	SVR	Silver	•	-
	MG	Metallic Gunmetal		\$50
BACK MESH (If Applicable)	M2	M2 Mesh	•	\$56
	M3	M3 Mesh	•	-
OPTIONS	MB	Moisture Barrier (Seat only)		\$180
	CL	CAL TB133 (MESH)		\$190
	CL	CAL TB133 (UPH)		\$220
FREIGHT OPTIONS	KD	Knocked Down	•	-
	BW	Blanket Wrapped - Fully Assembled (25 seat minimum)		\$150
FREIGHT REQUIREMENTS	AS	Allseating Standard		-
	FQ	Special Freight Instructions (Call for Quote)		VAR
	GD	Guaranteed Delivery Date and Time (Call for Quote)		VAR

TO ORDER SIMPLY FILL IN THE BLANKS

<input type="text" value=""/>	-	<input type="text" value="0"/>	-	<input type="text" value="20"/>	-	<input type="text" value=""/>	-	<input type="text" value=""/>	-	<input type="text" value=""/>	-	<input type="text" value=""/>	-	<input type="text" value=""/>	-	<input type="text" value=""/>				
SERIES		BACK STYLE		LEG		ARM		ARM CAP FINISH		FRAME FINISH		BACK MESH - OPTIONS For additional options separate with (-) hyphen.		FREIGHT OPTION		FREIGHT REQUIREMENTS		FABRIC CODE - SEAT Please refer to allseating.com for fabric codes.		FABRIC CODE - BACK & CLOSED ARM

FOSTER® GUEST DOUBLE HALF ARM

DESIGN | ALLSEATING
GSA SIN: 33721



BASE PRICE | \$2,148
F1021-OA

Our guest chair – but built for two. Features a steel frame construction, webbed seat suspension and sloped arms to make waiting more comfortable.

Suggested Applications: Lobbies, Resident Rooms.

FEATURES

- Clean Out Areas
- 16 Gauge Tubular Steel Frame
- Steel Seat Frame
- High Density Seat Foam
- Latex, lead and mercury free
- Flex Back
- Active Seat Suspension
- Wallsaver Frame Design
- Black non-marring polyethylene glides
- Arm caps designed for easy ingress and egress

DIMENSIONS

- OVERALL: 35"H | 49"W | 25"D
- Seat: 18"H | 21"W (Per Seat) | 19"D
- Back: 17"H | 24.5"W (Per Seat)
- Arm: 26.3"H
- COM Full: 3.25 yards
- COM Seat: 1.75 yards
- COM Back: 1.5 yards
- COM Closed Arm: 1.25 yards

PRODUCT WEIGHT

- 66 lbs. | 76 lbs. with Closed Arms.

NOTES

- Ships knocked down.
- Warranted for users up to 500 lbs/ per seat
- When graded in combination upholstery is selected, use the highest grade upholstery selected. Please provide the fabrics specified and a description of where each fabric is to be applied on the product.
- This product meets the requirements set forth in ANSI/BIFMA HCF8.1.
- Maximum order quantities apply to Quick Ship program, contact Sales Support for details.

Code	Grade 1	Grade 2/ COM	Grade 3	Grade 4/ COL	Grade 5	Grade 6	Grade 7	Grade 8	Leather 1	Leather 2	Leather 3
F0021-OA	\$2,300	\$2,349	\$2,381	\$2,423	\$2,459	\$2,524	\$2,598	\$2,680	\$2,859	\$2,939	\$3,179
F1021-OA	\$2,148	\$2,239	\$2,298	\$2,376	\$2,444	\$2,564	\$2,701	\$2,853	\$3,186	\$3,334	\$3,780
CA	\$275	\$310	\$333	\$363	\$389	\$435	\$488	\$546	\$674	\$731	\$903

SERIES	FO	Mesh	QS	\$
	F1	Upholstered	•	-
BACK STYLE	0	Midback	•	VAR
LEG	21	Double with Half Arms	•	-
ARM	OA	Open Arm	•	-
	CA	Closed Arm		VAR
ARM CAP FINISH	TP	Taupe Polyurethane	•	\$112
	GR	Grey Polyurethane	•	\$112
	BK	Black Polyurethane	•	\$112
	HRM	Hard Rock Maple Wood Cap	•	\$195
	RC	Rustic Cherry Wood Cap	•	\$195
	CP	Chocolate Pear Wood Cap	•	\$195
	BI	Corian Bisque		\$445
	SR	Corian Silverite		\$595
FRAME FINISH	BM	Bronze Matte	•	-
	SVR	Silver	•	-
	MG	Metallic Gunmetal		\$50
BACK MESH (If Applicable)	M2	M2 Mesh	•	\$56
	M3	M3 Mesh	•	-
OPTIONS	MB	Moisture Barrier (Seat only)		\$180
	CL	CAL TB133 (MESH)		\$190
	CL	CAL TB133 (UPH)		\$220
FREIGHT OPTIONS	KD	Knocked Down	•	-
	BW	Blanket Wrapped - Fully Assembled (25 seat minimum)		\$150
FREIGHT REQUIREMENTS	AS	Allseating Standard		-
	FQ	Special Freight Instructions (Call for Quote)		VAR
	GD	Guaranteed Delivery Date and Time (Call for Quote)		VAR

TO ORDER SIMPLY FILL IN THE BLANKS

<input type="text" value=""/>	<input type="text" value="0"/>	<input type="text" value="21"/>	<input type="text" value=""/>	<input type="text" value=""/>	<input type="text" value=""/>	<input type="text" value=""/>	<input type="text" value=""/>	<input type="text" value=""/>	<input type="text" value=""/>	<input type="text" value=""/>	<input type="text" value=""/>
SERIES	BACK STYLE	LEG	ARM	ARM CAP FINISH	FRAME FINISH	BACK MESH - OPTIONS <small>For additional options separate with (-) hyphen.</small>	FREIGHT OPTION	FREIGHT REQUIREMENTS	FABRIC CODE - SEAT <small>Please refer to allseating.com for fabric codes.</small>	FABRIC CODE - BACK & CLOSED ARM	

FOSTER® GUEST DOUBLE FULL ARM

DESIGN | ALLSEATING
GSA SIN: 33721



BASE PRICE | \$2,098
F1022-OA

Our guest chair – but built for two. Features a steel frame construction, webbed seat suspension and sloped arms to make waiting more comfortable.

Suggested Applications: Lobbies, Resident Rooms.

FEATURES

- Clean Out Areas
- 16 Gauge Tubular Steel Frame
- Steel Seat Frame
- High Density Seat Foam
- Latex, lead and mercury free
- Flex Back
- Active Seat Suspension
- Wallsaver Frame Design
- Black non-marring polyethylene glides
- Arm caps designed for easy ingress and egress

DIMENSIONS

- OVERALL: 35"H | 49"W | 25"D
- Seat: 18"H | 21"W (Per Seat) | 19"D
- Back: 17"H | 24.5"W (Per Seat)
- Arm: 26.3"H
- COM Full: 3.25 yards
- COM Seat: 1.75 yards
- COM Back: 1.5 yards
- COM Closed Arm: 1.25 yards

PRODUCT WEIGHT

- 68 lbs. | 78 lbs. with Closed Arms.

NOTES

- Ships knocked down.
- Warranted for users up to 500 lbs/ per seat
- When graded in combination upholstery is selected, use the highest grade upholstery selected. Please provide the fabrics specified and a description of where each fabric is to be applied on the product.
- This product meets the requirements set forth in ANSI/BIFMA HCF8.1.
- Maximum order quantities apply to Quick Ship program, contact Sales Support for details.

Code	Grade 1	Grade 2/ COM	Grade 3	Grade 4/ COL	Grade 5	Grade 6	Grade 7	Grade 8	Leather 1	Leather 2	Leather 3
F0022-OA	\$2,250	\$2,299	\$2,331	\$2,373	\$2,409	\$2,474	\$2,548	\$2,630	\$2,809	\$2,889	\$3,129
F1022-OA	\$2,098	\$2,189	\$2,248	\$2,326	\$2,394	\$2,514	\$2,651	\$2,803	\$3,136	\$3,284	\$3,730
CA	\$275	\$310	\$333	\$363	\$389	\$435	\$488	\$546	\$674	\$731	\$903

SERIES	FO	Mesh	QS	\$
	F1	Upholstered	•	-
BACK STYLE	0	Midback	•	VAR
LEG	22	Double with Full Arms	•	-
ARM	OA	Open Arm	•	-
	CA	Closed Arm		VAR
ARM CAP FINISH	TP	Taupe Polyurethane	•	\$112
	GR	Grey Polyurethane	•	\$112
	BK	Black Polyurethane	•	\$112
	HRM	Hard Rock Maple Wood Cap	•	\$195
	RC	Rustic Cherry Wood Cap	•	\$195
	CP	Chocolate Pear Wood Cap	•	\$195
	BI	Corian Bisque		\$445
	SR	Corian Silverite		\$595
FRAME FINISH	BM	Bronze Matte	•	-
	SVR	Silver	•	-
	MG	Metallic Gunmetal		\$50
BACK MESH (If Applicable)	M2	M2 Mesh (not all colors are QS)	•	\$56
	M3	M3 Mesh	•	-
OPTIONS	DC	2" Cleanout		\$210
	MB	Moisture Barrier (Seat only)		\$180
	CL	CAL TB133 (MESH)		\$190
	CL	CAL TB133 (UPH)		\$220
FREIGHT OPTIONS	KD	Knocked Down	•	-
	BW	Blanket Wrapped - Fully Assembled (25 seat minimum)		\$150
FREIGHT REQUIREMENTS	AS	Allseating Standard		-
	FQ	Special Freight Instructions (Call for Quote)		VAR
	GD	Guaranteed Delivery Date and Time (Call for Quote)		VAR

TO ORDER SIMPLY FILL IN THE BLANKS

<input type="text" value=""/>	<input type="text" value="0"/>	<input type="text" value="22"/>	<input type="text" value=""/>	<input type="text" value=""/>	<input type="text" value=""/>	<input type="text" value=""/>	<input type="text" value=""/>	<input type="text" value=""/>	<input type="text" value=""/>	<input type="text" value=""/>
SERIES	BACK STYLE	LEG	ARM	ARM CAP FINISH	FRAME FINISH	BACK MESH - OPTIONS <small>For additional options separate with (-) hyphen.</small>	FREIGHT OPTION	FREIGHT REQUIREMENTS	FABRIC CODE - SEAT <small>Please refer to allseating.com for fabric codes.</small>	FABRIC CODE - BACK & CLOSED ARM

FOSTER® GUEST TRIPLE

DESIGN | ALLSEATING
GSA SIN: 33721



BASE PRICE | \$2,525

F1030-OA

Our guest chair – but built for three. Features a steel frame construction, webbed seat suspension and sloped half-height arms to make waiting more comfortable.

Suggested Applications: Waiting Areas, Dining Room, Exam Rooms, Patient Rooms, Guest Seating, Resident Rooms.

Code	Grade 1	Grade 2/ COM	Grade 3	Grade 4/ COL	Grade 5	Grade 6	Grade 7	Grade 8	Leather 1	Leather 2	Leather 3
F0030-OA	\$2,755	\$2,811	\$2,847	\$2,895	\$2,937	\$3,011	\$3,095	\$3,189	\$3,394	\$3,485	\$3,759
F1030-OA	\$2,525	\$2,665	\$2,755	\$2,875	\$2,980	\$3,165	\$3,375	\$3,610	\$4,123	\$4,350	\$5,035
CA	\$255	\$276	\$290	\$308	\$323	\$351	\$383	\$418	\$495	\$529	\$632

FEATURES

- Clean Out Areas
- 16 Gauge Tubular Steel Frame
- Steel Seat Frame
- High Density Seat Foam
- Latex, lead and mercury free
- Flex Back
- Active Seat Suspension
- Wallsaver Frame Design
- Black non-marring polyethylene glides
- Arm caps designed for easy ingress and egress

DIMENSIONS

- OVERALL: 35"H | 69"W | 25"D
- Seat: 18"H | 21"W (Per Seat) | 19"D
- Back: 17"H | 23"W (Per Seat)
- Arm: 26.3"H
- COM Full: 5 yards
- COM Seat: 2 yards
- COM Back: 3 yards
- COM Closed Arm: 0.75 yards

PRODUCT WEIGHT

- 84 lbs. | 90 lbs. with Closed Arms.

NOTES

- Ships knocked down.
- Warranted for users up to 500 lbs/ per seat
- When graded in combination upholstery is selected, use the highest grade upholstery selected. Please provide the fabrics specified and a description of where each fabric is to be applied on the product.
- This product meets the requirements set forth in ANSI/BIFMA HCF8.1.
- Maximum order quantities apply to Quick Ship program, contact Sales Support for details.

SERIES	FO	Mesh	QS	\$
	F1	Upholstered	•	-
BACK STYLE	0	Midback	•	VAR
LEG	30	Triple	•	-
ARM	OA	Open Arm	•	-
	CA	Closed Arm		VAR
ARM CAP FINISH	TP	Taupe Polyurethane	•	\$75
	GR	Grey Polyurethane	•	\$75
	BK	Black Polyurethane	•	\$75
	HRM	Hard Rock Maple Wood Cap	•	\$130
	RC	Rustic Cherry Wood Cap	•	\$130
	CP	Chocolate Pear Wood Cap	•	\$130
	BI	Corian Bisque		\$295
	SR	Corian Silverite		\$395
FRAME FINISH	BM	Bronze Matte	•	-
	SVR	Silver	•	-
	MG	Metallic Gunmetal		\$50
BACK MESH (If Applicable)	M2	M2 Mesh	•	\$84
	M3	M3 Mesh	•	-
OPTIONS	MB	Moisture Barrier (Seat only)		\$270
	CL	CAL TB133 (MESH)		\$285
	CL	CAL TB133 (UPH)		\$330
FREIGHT OPTIONS	KD	Knocked Down	•	-
	BW	Blanket Wrapped - Fully Assembled (25 seat minimum)		\$225
FREIGHT REQUIREMENTS	AS	Allseating Standard		-
	FQ	Special Freight Instructions (Call for Quote)		VAR
	GD	Guaranteed Delivery Date and Time (Call for Quote)		VAR

TO ORDER SIMPLY FILL IN THE BLANKS

<input type="text" value=""/>	<input type="text" value="0"/>	<input type="text" value="30"/>	<input type="text" value=""/>	<input type="text" value=""/>	<input type="text" value=""/>	<input type="text" value=""/>	<input type="text" value=""/>	<input type="text" value=""/>	<input type="text" value=""/>	<input type="text" value=""/>
SERIES	BACK STYLE	LEG	ARM	ARM CAP FINISH	FRAME FINISH	BACK MESH - OPTIONS <small>For additional options separate with (-) hyphen.</small>	FREIGHT OPTION	FREIGHT REQUIREMENTS	FABRIC CODE - SEAT <small>Please refer to allseating.com for fabric codes.</small>	FABRIC CODE - BACK & CLOSED ARM

FOSTER® GUEST TRIPLE HALF ARM

DESIGN | ALLSEATING
GSA SIN: 33721



BASE PRICE | \$2,754
F1031-OA

Our guest chair – but built for three. Features a steel frame construction, webbed seat suspension and sloped half-height arms to make waiting more comfortable.
Suggested Applications: Lobbies, Resident Rooms.

Code	Grade 1	Grade 2/COM	Grade 3	Grade 4/COL	Grade 5	Grade 6	Grade 7	Grade 8	Leather 1	Leather 2	Leather 3
F0031-OA	\$2,978	\$3,034	\$3,070	\$3,118	\$3,160	\$3,234	\$3,318	\$3,412	\$3,617	\$3,708	\$3,982
F1031-OA	\$2,754	\$2,894	\$2,984	\$3,104	\$3,209	\$3,394	\$3,604	\$3,839	\$4,352	\$4,579	\$5,264
CA	\$508	\$543	\$566	\$596	\$622	\$668	\$721	\$779	\$907	\$964	\$1,136

FEATURES

- Clean Out Areas
- 16 Gauge Tubular Steel Frame
- Steel Seat Frame
- High Density Seat Foam
- Latex, lead and mercury free
- Flex Back
- Active Seat Suspension
- Wallsaver Frame Design
- Black non-marring polyethylene glides
- Arm caps designed for easy ingress and egress

DIMENSIONS

- OVERALL: 35"H | 72"W | 25"D
- Seat: 18"H | 21"W (Per Seat) | 19"D
- Back: 17"H | 24"W (Per Seat)
- Arm: 26.3"H
- COM Full: 5 yards
- COM Seat: 2 yards
- COM Back: 3 yards
- COM Closed Arm: 1.25 yards

PRODUCT WEIGHT

- 94 lbs. | 107 lbs. with Closed Arms.

NOTES

- Ships knocked down.
- Warranted for users up to 500 lbs/ per seat
- When graded in combination upholstery is selected, use the highest grade upholstery selected. Please provide the fabrics specified and a description of where each fabric is to be applied on the product.
- This product meets the requirements set forth in ANSI/BIFMA HCF8.1.
- Maximum order quantities apply to Quick Ship program, contact Sales Support for details.

SERIES	FO	Mesh	QS	\$
	F1	Upholstered	•	-
BACK STYLE	0	Midback	•	VAR
LEG	31	Triple with Half Arm	•	-
ARM	OA	Open Arm	•	-
	CA	Closed Arm		VAR
ARM CAP FINISH	TP	Taupe Polyurethane	•	\$150
	GR	Grey Polyurethane	•	\$150
	BK	Black Polyurethane	•	\$150
	HRM	Hard Rock Maple Wood Cap	•	\$260
	RC	Rustic Cherry Wood Cap	•	\$260
	CP	Chocolate Pear Wood Cap	•	\$260
	BI	Corian Bisque		\$590
	SR	Corian Silverite		\$790
FRAME FINISH	BM	Bronze Matte	•	-
	SVR	Silver	•	-
	MG	Metallic Gunmetal		\$50
BACK MESH (If Applicable)	M2	M2 Mesh	•	\$84
	M3	M3 Mesh	•	-
OPTIONS	MB	Moisture Barrier (Seat only)		\$270
	CL	CAL TB133 (MESH)		\$285
	CL	CAL TB133 (UPH)		\$330
FREIGHT OPTIONS	KD	Knocked Down	•	-
	BW	Blanket Wrapped - Fully Assembled (25 seat minimum)		\$225
FREIGHT REQUIREMENTS	AS	Allseating Standard		-
	FQ	Special Freight Instructions (Call for Quote)		VAR
	GD	Guaranteed Delivery Date and Time (Call for Quote)		VAR

TO ORDER SIMPLY FILL IN THE BLANKS

<input type="text" value=""/>	<input type="text" value="0"/>	<input type="text" value="31"/>	<input type="text" value=""/>	<input type="text" value=""/>	<input type="text" value=""/>	<input type="text" value=""/>	<input type="text" value=""/>	<input type="text" value=""/>	<input type="text" value=""/>	<input type="text" value=""/>
SERIES	BACK STYLE	LEG	ARM	ARM CAP FINISH	FRAME FINISH	BACK MESH - OPTIONS <small>For additional options separate with (-) hyphen.</small>	FREIGHT OPTION	FREIGHT REQUIREMENTS	FABRIC CODE - SEAT <small>Please refer to allseating.com for fabric codes.</small>	FABRIC CODE - BACK & CLOSED ARM

INFO
PILLOWS
ASTUTE
AILES
CHIROFORM
DONE
EIGHTY TWO
ENTAIL
EXCHANGE
FLUID
FOSTER
HAUSA
INERTIA
INNATE
JIF
L1
LEVO
MANTRA
PRATA
PRESTO
RAINBOW
REQUISITE
THERAPOD
TUCK
WATSON
YOU
ZIP

FOSTER® GUEST TRIPLE FULL ARM

DESIGN | ALLSEATING
GSA SIN: 33721



BASE PRICE | \$2,835
F1032-OA

Our guest chair – but built for three. Features a steel frame construction, webbed seat suspension and sloped arms to make waiting more comfortable.
Suggested Applications: Lobbies, Resident Rooms.

FEATURES

- Clean Out Areas
- 16 Gauge Tubular Steel Frame
- Steel Seat Frame
- High Density Seat Foam
- Latex, lead and mercury free
- Flex Back
- Active Seat Suspension
- Wallsaver Frame Design
- Black non-marring polyethylene glides
- Arm caps designed for easy ingress and egress

DIMENSIONS

- OVERALL: 35"H | 72"W | 25"D
- Seat: 18"H | 21"W (Per Seat) | 19"D
- Back: 17"H | 24"W (Per Seat)
- Arm: 26.3"H
- COM Full: 5 yards
- COM Seat: 2 yards
- COM Back: 3 yards
- COM Closed Arm: 1.25 yards

PRODUCT WEIGHT

- 99 lbs. | 112 lbs. with Closed Arms.

NOTES

- Ships knocked down.
- Warranted for users up to 500 lbs
- When graded in combination upholstery is selected, use the highest grade upholstery selected. Please provide the fabrics specified and a description of where each fabric is to be applied on the product.
- This product meets the requirements set forth in ANSI/BIFMA HCF8.1.
- Maximum order quantities apply to Quick Ship program, contact Sales Support for details.

Code	Grade 1	Grade 2/ COM	Grade 3	Grade 4/ COL	Grade 5	Grade 6	Grade 7	Grade 8	Leather 1	Leather 2	Leather 3
F0032-OA	\$3,068	\$3,124	\$3,160	\$3,208	\$3,250	\$3,324	\$3,408	\$3,502	\$3,707	\$3,798	\$4,072
F1032-OA	\$2,835	\$2,975	\$3,065	\$3,185	\$3,290	\$3,475	\$3,685	\$3,920	\$4,433	\$4,660	\$5,345
CA	\$508	\$543	\$566	\$596	\$622	\$668	\$721	\$779	\$907	\$964	\$1,136

SERIES	FO	Mesh	QS	\$
	F1	Upholstered	•	-
BACK STYLE	0	Midback	•	VAR
LEG	32	Triple with Full Arm	•	-
ARM	OA	Open Arm	•	-
	CA	Closed Arm		VAR
ARM CAP FINISH	TP	Taupe Polyurethane	•	\$150
	GR	Grey Polyurethane	•	\$150
	BK	Black Polyurethane	•	\$150
	HRM	Hard Rock Maple Wood Cap	•	\$260
	RC	Rustic Cherry Wood Cap	•	\$260
	CP	Chocolate Pear Wood Cap	•	\$260
	BI	Corian Bisque		\$590
	SR	Corian Silverite		\$790
FRAME FINISH	BM	Bronze Matte	•	-
	SVR	Silver	•	-
	MG	Metallic Gunmetal		\$50
BACK MESH (If Applicable)	M2	M2 Mesh	•	\$84
	M3	M3 Mesh	•	-
OPTIONS	DC	2" Cleanout		\$315
	MB	Moisture Barrier (Seat only)		\$270
	CL	CAL TB133 (MESH)		\$285
	CL	CAL TB133 (UPH)		\$330
FREIGHT OPTIONS	KD	Knocked Down	•	-
	BW	Blanket Wrapped - Fully Assembled (25 seat minimum)		\$225
FREIGHT REQUIREMENTS	AS	Allseating Standard		-
	FQ	Special Freight Instructions (Call for Quote)		VAR
	GD	Guaranteed Delivery Date and Time (Call for Quote)		VAR

TO ORDER SIMPLY FILL IN THE BLANKS

<input type="text" value=""/>	<input type="text" value="0"/>	<input type="text" value="32"/>	<input type="text" value=""/>	<input type="text" value=""/>	<input type="text" value=""/>	<input type="text" value=""/>	<input type="text" value=""/>	<input type="text" value=""/>	<input type="text" value=""/>	<input type="text" value=""/>
SERIES	BACK STYLE	LEG	ARM	ARM CAP FINISH	FRAME FINISH	BACK MESH - OPTIONS For additional options separate with (-) hyphen.	FREIGHT OPTION	FREIGHT REQUIREMENTS	FABRIC CODE - SEAT Please refer to allseating.com for fabric codes.	FABRIC CODE - BACK & CLOSED ARM



FOSTER® GUEST TANDEM START UNIT

DESIGN | ALLSEATING
GSA SIN: 33721

BASE PRICE | \$1,225
F1017-OA

Description: Our Guest chair with the flexibility to create your own multiple seat arrangements.
Suggested Applications: Lobbies, Waiting Rooms.

Code	Grade 1	Grade 2/ COM	Grade 3	Grade 4/ COL	Grade 5	Grade 6	Grade 7	Grade 8	Leather 1	Leather 2	Leather 3
F0017-OA	\$1,340	\$1,368	\$1,386	\$1,410	\$1,431	\$1,468	\$1,510	\$1,557	\$1,660	\$1,705	\$1,842
F1017-OA	\$1,225	\$1,295	\$1,340	\$1,400	\$1,453	\$1,545	\$1,650	\$1,768	\$2,024	\$2,138	\$2,480
CA	\$255	\$276	\$290	\$308	\$323	\$351	\$383	\$418	\$495	\$529	\$632

FEATURES

- Clean Out Areas
- 16 Gauge Tubular Steel Frame
- Steel Seat Frame
- High Density Seat Foam
- Latex, lead and mercury free
- Flex Back
- Active Seat Suspension
- Wallsaver Frame Design
- Black non-marring polyethylene glides
- Optional Ganging Kit
- Arm caps designed for easy ingress and egress

DIMENSIONS

- OVERALL: 34"H | 26"W | 24.75"D
- Seat: 18"H | 21"W | 19"D
- Back: 16"H | 21"W
- Arm: 26.25"H
- COM Seat: 1 yard
- COM Back: 1.5 yards
- COM Closed Arm: 0.75 yard

PRODUCT WEIGHT

- 38 lbs.

SERIES	FO	Guest Mesh	QS	\$
	F1	Guest Upholstered	•	VAR
BACK STYLE	0	Midback	•	VAR
LEG	17	Tandem Start	•	-
ARM	OA	Open Arm	•	-
	CA	Closed Arm		VAR
ARM CAP FINISH	TP	Taupe Polyurethane	•	\$75
	GR	Grey Polyurethane	•	\$75
	BK	Black Polyurethane	•	\$75
	HRM	Hard Rock Maple Wood Cap	•	\$130
	RC	Rustic Cherry Wood Cap	•	\$130
	CP	Chocolate Pear Wood Cap	•	\$130
	BI	Corian Bisque		\$295
	SR	Corian Silverite		\$395
FRAME FINISH	BM	Bronze Matte	•	-
	SVR	Silver	•	-
	MG	Metallic Gunmetal		\$50
BACK MESH (If Applicable)	M2	M2 Mesh (not all colors are QS)	•	\$28
	M3	M3 Mesh	•	-
OPTIONS	MB	Moisture Barrier (Seat only)		\$90
	CL	CAL TB133 (MESH)		\$95
	CL	CAL TB133 (UPH)		\$110
FREIGHT OPTIONS	KD	Knocked Down		-
	BW	Blanket Wrapped - Fully Assembled (25 seat minimum)		\$75
FREIGHT REQUIREMENTS	AS	Allseating Standard		-
	FQ	Special Freight Instructions (Call for Quote)		VAR
	GD	Guaranteed Delivery Date and Time (Call for Quote)		VAR

NOTES

- Warranted for users up to 500 lbs
- When graded in combination upholstery is selected, use the highest grade upholstery selected. Please provide the fabrics specified and a description of where each fabric is to be applied on the product.
- This product meets the requirements set forth in ANSI/BIFMA HCF8.1.
- Shipped ready to assemble.
- Maximum order quantities apply to Quick Ship program, contact Sales Support for details.

TO ORDER SIMPLY FILL IN THE BLANKS

<input type="text" value=""/>	-	<input type="text" value="0"/>	-	<input type="text" value="17"/>	-	<input type="text" value=""/>	-	<input type="text" value=""/>	-	<input type="text" value=""/>	-	<input type="text" value=""/>	-	<input type="text" value=""/>	-	<input type="text" value=""/>				
SERIES		BACK STYLE		LEG		ARM		ARM CAP FINISH		FRAME FINISH		BACK MESH - OPTIONS <small>For additional options separate with (-) hyphen.</small>		FREIGHT OPTION		FREIGHT REQUIREMENTS		FABRIC CODE - SEAT <small>Please refer to allseating.com for fabric codes.</small>		FABRIC CODE - BACK & CLOSED ARM

FOSTER® GUEST TANDEM ADD ON UNIT

DESIGN | ALLSEATING
GSA SIN: 33721



BASE PRICE | \$1,070
F1018-OA

Description: Our Guest chair with the flexibility to create your own multiple seat arrangements.
Suggested Applications: Lobbies, Waiting Rooms.

Code	Grade 1	Grade 2/ COM	Grade 3	Grade 4/ COL	Grade 5	Grade 6	Grade 7	Grade 8	Leather 1	Leather 2	Leather 3
F0018-OA	\$1,190	\$1,218	\$1,236	\$1,260	\$1,281	\$1,318	\$1,360	\$1,407	\$1,510	\$1,555	\$1,692
F1018-OA	\$1,070	\$1,140	\$1,185	\$1,245	\$1,298	\$1,390	\$1,495	\$1,613	\$1,869	\$1,983	\$2,325
CA	\$128	\$149	\$163	\$181	\$196	\$224	\$256	\$291	\$368	\$402	\$505

FEATURES

- Clean Out Areas
- 16 Gauge Tubular Steel Frame
- Steel Seat Frame
- High Density Seat Foam
- Latex, lead and mercury free
- Flex Back
- Active Seat Suspension
- Wallsaver Frame Design
- Black non-marring polyethylene glides
- Optional Ganging Kit
- Arm caps designed for easy ingress and egress

DIMENSIONS

- OVERALL: 34"H | 23.5"W | 24.75"D
- Seat: 18"H | 21"W | 19"D
- Back: 16"H | 21"W
- Arm: 26.25"H
- COM Seat: 1 yard
- COM Back: 1.5 yards
- COM Closed Arm: 0.75 yard

PRODUCT WEIGHT

- 31 lbs. | 33 lbs. with Closed Arms

SERIES	FO	Guest Mesh	QS	\$
	F1	Guest Upholstered	•	VAR
BACK STYLE	0	Midback	•	VAR
LEG	18	Tandem Add On	•	-
ARM	OA	Open Arm	•	-
	CA	Closed Arm		VAR
ARM CAP FINISH	TP	Taupe Polyurethane	•	\$38
	GR	Grey Polyurethane	•	\$38
	BK	Black Polyurethane	•	\$38
	HRM	Hard Rock Maple Wood Cap	•	\$65
	RC	Rustic Cherry Wood Cap	•	\$65
	CP	Chocolate Pear Wood Cap	•	\$65
	BI	Corian Bisque		\$150
	SR	Corian Silverite		\$200
FRAME FINISH	BM	Bronze Matte	•	-
	SVR	Silver	•	-
	MG	Metallic Gunmetal		\$50
BACK MESH (If Applicable)	M2	M2 Mesh (not all colors are QS)	•	\$28
	M3	M3 Mesh	•	-
OPTIONS	MB	Moisture Barrier (Seat only)		\$90
	CL	CAL TB133 (MESH)		\$95
	CL	CAL TB133 (UPH)		\$110
FREIGHT OPTIONS	KD	Knocked Down		-
	BW	Blanket Wrapped - Fully Assembled (25 seat minimum)		\$75
FREIGHT REQUIREMENTS	AS	Allseating Standard		-
	FQ	Special Freight Instructions (Call for Quote)		VAR
	GD	Guaranteed Delivery Date and Time (Call for Quote)		VAR

NOTES

- Warranted for users up to 500 lbs
- When graded in combination upholstery is selected, use the highest grade upholstery selected. Please provide the fabrics specified and a description of where each fabric is to be applied on the product.
- This product meets the requirements set forth in ANSI/BIFMA HCF8.1.
- Shipped ready to assemble.
- Maximum order quantities apply to Quick Ship program, contact Sales Support for details.

TO ORDER SIMPLY FILL IN THE BLANKS

<input type="text"/>	-	<input type="text" value="0"/>	-	<input type="text" value="18"/>	-	<input type="text"/>	-	<input type="text"/>	-	<input type="text"/>	-	<input type="text"/>	-	<input type="text"/>	-	<input type="text"/>				
SERIES		BACK STYLE		LEG		ARM		ARM CAP FINISH		FRAME FINISH		BACK MESH - OPTIONS For additional options separate with (-) hyphen.		FREIGHT OPTION		FREIGHT REQUIREMENTS		FABRIC CODE - SEAT Please refer to allseating.com for fabric codes.		FABRIC CODE - BACK & CLOSED ARM

INFO
PILLOWS
ASTUTE
AILES
CHIRFORM
DONE
EIGHTY TWO
ENTAIL
EXCHANGE
FLUID
FOSTER
HAUSA
INERTIA
INNATE
JIF
L1
LEVO
MANTRA
PRATA
PRESTO
RAINBOW
REQUISITE
THERAPOD
TUCK
WATSON
YOU
ZIP



FOSTER® GUEST TANDEM END UNIT

DESIGN | ALLSEATING
GSA SIN: 33721

BASE PRICE | \$1,050
F1019-OA

Description: Our Guest chair with the flexibility to create your own multiple seat arrangements.
Suggested Applications: Lobbies, Waiting Rooms.

FEATURES

- Clean Out Areas
- 16 Gauge Tubular Steel Frame
- Steel Seat Frame
- High Density Seat Foam
- Latex, lead and mercury free
- Flex Back
- Active Seat Suspension
- Wallsaver Frame Design
- Black non-marring polyethylene glides
- Optional Ganging Kit
- Arm caps designed for easy ingress and egress

DIMENSIONS

- OVERALL: 34"H | 23.5"W | 24.75"D
- Seat: 18"H | 21"W | 19"D
- Back: 16"H | 21"W
- Arm: 26.25"H
- COM Seat: 1 yard
- COM Back: 1.5 yards
- COM Closed Arm: 0.75 yard

PRODUCT WEIGHT

- 31 lbs. | 33 lbs. with Closed Arms.

NOTES

- Shipped ready to assemble.
- Warranted for users up to 500 lbs
- When graded in combination upholstery is selected, use the highest grade upholstery selected. Please provide the fabrics specified and a description of where each fabric is to be applied on the product.
- This product meets the requirements set forth in ANSI/BIFMA HCF8.1.
- Maximum order quantities apply to Quick Ship program, contact Sales Support for details.

Code	Grade 1	Grade 2/COM	Grade 3	Grade 4/COL	Grade 5	Grade 6	Grade 7	Grade 8	Leather 1	Leather 2	Leather 3
F0019-OA	\$1,170	\$1,198	\$1,216	\$1,240	\$1,261	\$1,298	\$1,340	\$1,387	\$1,490	\$1,535	\$1,672
F1019-OA	\$1,050	\$1,120	\$1,165	\$1,225	\$1,278	\$1,370	\$1,475	\$1,593	\$1,849	\$1,963	\$2,305
CA	\$128	\$149	\$163	\$181	\$196	\$224	\$256	\$291	\$368	\$402	\$505

SERIES	FO	Guest Mesh	QS	\$
	F1	Guest Upholstered	•	VAR
BACK STYLE	0	Midback	•	VAR
LEG	19	Tandem End	•	-
ARM	OA	Open Arm	•	-
	CA	Closed Arm		VAR
ARM CAP FINISH	TP	Taupe Polyurethane	•	\$38
	GR	Grey Polyurethane	•	\$38
	BK	Black Polyurethane	•	\$38
	HRM	Hard Rock Maple Wood Cap	•	\$65
	RC	Rustic Cherry Wood Cap	•	\$65
	CP	Chocolate Pear Wood Cap	•	\$65
	BI	Corian Bisque		\$150
	SR	Corian Silverite		\$200
FRAME FINISH	BM	Bronze Matte	•	-
	SVR	Silver	•	-
	MG	Metallic Gunmetal		\$50
BACK MESH (If Applicable)	M2	M2 Mesh (not all colors are QS)	•	\$28
	M3	M3 Mesh	•	-
OPTIONS	MB	Moisture Barrier (Seat only)		\$90
	CL	CAL TB133 (MESH)		\$95
	CL	CAL TB133 (UPH)		\$110
FREIGHT OPTIONS	KD	Knocked Down	•	-
	BW	Blanket Wrapped - Fully Assembled (25 seat minimum)		\$75
FREIGHT REQUIREMENTS	AS	Allseating Standard		-
	FQ	Special Freight Instructions (Call for Quote)		VAR
	GD	Guaranteed Delivery Date and Time (Call for Quote)		VAR

TO ORDER SIMPLY FILL IN THE BLANKS

<input type="text" value=""/>	<input type="text" value="0"/>	<input type="text" value="19"/>	<input type="text" value=""/>	<input type="text" value=""/>	<input type="text" value=""/>	<input type="text" value=""/>	<input type="text" value=""/>	<input type="text" value=""/>	<input type="text" value=""/>	<input type="text" value=""/>
SERIES	BACK STYLE	LEG	ARM	ARM CAP FINISH	FRAME FINISH	BACK MESH - OPTIONS <small>For additional options separate with (-) hyphen.</small>	FREIGHT OPTION	FREIGHT REQUIREMENTS	FABRIC CODE - SEAT <small>Please refer to allseating.com for fabric codes.</small>	FABRIC CODE - BACK & CLOSED ARM



FOSTER® GUEST WIDE TANDEM START UNIT

DESIGN | ALLSEATING GSA SIN | 33721

BASE PRICE | \$1,296
F1217-OA

Description: Our Guest chair with the flexibility to create your own multiple seat arrangements.
Suggested Applications: Lobbies, Waiting Rooms.

FEATURES

- Clean Out Areas
- 16 Gauge Tubular Steel Frame
- Steel Seat Frame
- High Density Seat Foam
- Latex, lead and mercury free
- Flex Back
- Active Seat Suspension
- Wallsaver Frame Design
- Black non-marring polyethylene glides
- Optional Ganging Kit
- Arm caps designed for easy ingress and egress

DIMENSIONS

- OVERALL: 34"H | 29"W | 24.75"D
- Seat: 18"H | 24"W | 19"D
- Back: 16"H | 24"W
- Arm: 26.25"H
- COM Seat: 1 yard
- COM Back: 1.5 yards
- COM Closed Arm: 0.75 yard

PRODUCT WEIGHT

- 40 lbs. | 46 lbs. with Closed Arms.

NOTES

- Warranted for users up to 500 lbs
- When graded in combination upholstery is selected, use the highest grade upholstery selected. Please provide the fabrics specified and a description of where each fabric is to be applied on the product.
- This product meets the requirements set forth in ANSI/BIFMA HCF8.1.
- Shipped ready to assemble.
- Maximum order quantities apply to Quick Ship program, contact Sales Support for details.

Code	Grade 1	Grade 2/ COM	Grade 3	Grade 4/ COL	Grade 5	Grade 6	Grade 7	Grade 8	Leather 1	Leather 2	Leather 3
F0217-OA	\$1,415	\$1,443	\$1,461	\$1,485	\$1,506	\$1,543	\$1,585	\$1,632	\$1,735	\$1,780	\$1,917
F1217-OA	\$1,296	\$1,366	\$1,411	\$1,471	\$1,524	\$1,616	\$1,721	\$1,839	\$2,095	\$2,209	\$2,551
CA	\$255	\$276	\$290	\$308	\$323	\$351	\$383	\$418	\$495	\$529	\$632

SERIES	FO	Guest Mesh	QS	\$
	F1	Guest Upholstered	•	-
BACK STYLE	2	Midback Wide	•	VAR
LEG	17	Tandem Start	•	-
ARM	OA	Open Arm	•	-
	CA	Closed Arm		VAR
ARM CAP FINISH	TP	Taupe Polyurethane	•	\$75
	GR	Grey Polyurethane	•	\$75
	BK	Black Polyurethane	•	\$75
	HRM	Hard Rock Maple Wood Cap	•	\$130
	RC	Rustic Cherry Wood Cap	•	\$130
	CP	Chocolate Pear Wood Cap	•	\$130
	BI	Corian Bisque		\$295
	SR	Corian Silverite		\$395
FRAME FINISH	BM	Bronze Matte	•	-
	SVR	Silver	•	-
	MG	Metallic Gunmetal		\$50
BACK MESH (If Applicable)	M2	M2 Mesh (not all colors are QS)	•	\$28
	M3	M3 Mesh	•	-
OPTIONS	MB	Moisture Barrier (Seat only)		\$90
	CL	CAL TB133 (MESH)		\$95
	CL	CAL TB133 (UPH)		\$110
FREIGHT OPTIONS	KD	Knocked Down	•	-
	BW	Blanket Wrapped - Fully Assembled (25 seat minimum)		\$75
FREIGHT REQUIREMENTS	AS	Allseating Standard		-
	FQ	Special Freight Instructions (Call for Quote)		VAR
	GD	Guaranteed Delivery Date and Time (Call for Quote)		VAR

TO ORDER SIMPLY FILL IN THE BLANKS

<input type="text"/>	-	<input type="text" value="2"/>	-	<input type="text" value="17"/>	-	<input type="text"/>	-	<input type="text"/>	-	<input type="text"/>	-	<input type="text"/>	-	<input type="text"/>	-	<input type="text"/>				
SERIES		BACK STYLE		LEG		ARM		ARM CAP FINISH		FRAME FINISH		BACK MESH - OPTIONS For additional options separate with (-) hyphen.		FREIGHT OPTION		FREIGHT REQUIREMENTS		FABRIC CODE - SEAT Please refer to allseating.com for fabric codes.		FABRIC CODE - BACK & CLOSED ARM

FOSTER® GUEST WIDE TANDEM ADD ON UNIT

DESIGN | ALLSEATING GSA SIN | 33721



BASE PRICE | \$1,148
F1218-OA

Description: Our Guest chair with the flexibility to create your own multiple seat arrangements.
Suggested Applications: Lobbies, Waiting Rooms.

FEATURES

- Clean Out Areas
- 16 Gauge Tubular Steel Frame (4 Leg)
- Steel Seat Frame
- High Density Seat Foam
- Latex, lead and mercury free
- Flex Back
- Active Seat Suspension
- Wallsaver Frame Design
- Black non-marring polyethylene glides
- Optional Ganging Kit
- Arm caps designed for easy ingress and egress

DIMENSIONS

- OVERALL: 34"H | 26.25"W | 24.75"D
- Seat: 18"H | 24"W | 19"D
- Back: 16"H | 24"W
- Arm: 26.25"H
- COM Seat: 1 yard
- COM Back: 1.5 yards
- COM Closed Arm: 0.75 yard

PRODUCT WEIGHT

- 40 lbs. | 46 lbs. with Closed Arms.

NOTES

- Warranted for users up to 500 lbs
- When graded in combination upholstery is selected, use the highest grade upholstery selected. Please provide the fabrics specified and a description of where each fabric is to be applied on the product.
- This product meets the requirements set forth in ANSI/BIFMA HCF8.1.
- Shipped ready to assemble.
- Maximum order quantities apply to Quick Ship program, contact Sales Support for details.

Code	Grade 1	Grade 2/COM	Grade 3	Grade 4/COL	Grade 5	Grade 6	Grade 7	Grade 8	Leather 1	Leather 2	Leather 3
F0218-OA	\$1,265	\$1,293	\$1,311	\$1,335	\$1,356	\$1,393	\$1,435	\$1,482	\$1,585	\$1,630	\$1,767
F1218-OA	\$1,148	\$1,218	\$1,263	\$1,323	\$1,376	\$1,468	\$1,573	\$1,691	\$1,947	\$2,061	\$2,403
CA	\$128	\$149	\$163	\$181	\$196	\$224	\$256	\$291	\$368	\$402	\$505

SERIES	FO	Guest Mesh	QS	\$
BACK STYLE	F1	Guest Upholstered	•	-
LEG	2	Midback Wide	•	VAR
ARM	18	Tandem Add On	•	-
ARM CAP FINISH	OA	Open Arm	•	-
	CA	Closed Arm		VAR
	TP	Taupe Polyurethane	•	\$38
	GR	Grey Polyurethane	•	\$38
	BK	Black Polyurethane	•	\$38
	HRM	Hard Rock Maple Wood Cap	•	\$65
	RC	Rustic Cherry Wood Cap	•	\$65
	CP	Chocolate Pear Wood Cap	•	\$65
	BI	Corian Bisque		\$150
	SR	Corian Silverite		\$200
FRAME FINISH	BM	Bronze Matte	•	-
	SVR	Silver	•	-
	MG	Metallic Gunmetal		\$50
BACK MESH	M2	M2 Mesh (not all colors are QS)	•	\$28
	M3	M3 Mesh	•	-
OPTIONS	MB	Moisture Barrier (Seat only)		\$90
	CL	CAL TB133 (MESH)		\$95
	CL	CAL TB133 (UPH)		\$110
FREIGHT OPTIONS	KD	Knocked Down	•	-
	BW	Blanket Wrapped - Fully Assembled (25 seat minimum)		\$75
FREIGHT REQUIREMENTS	AS	Allseating Standard		-
	FQ	Special Freight Instructions (Call for Quote)		VAR
	GD	Guaranteed Delivery Date and Time (Call for Quote)		VAR

TO ORDER SIMPLY FILL IN THE BLANKS

<input type="text"/>	-	<input type="text" value="2"/>	-	<input type="text" value="18"/>	-	<input type="text"/>	-	<input type="text"/>	-	<input type="text"/>	-	<input type="text"/>	-	<input type="text"/>	-	<input type="text"/>				
SERIES		BACK STYLE		LEG		ARM		ARM CAP FINISH		FRAME FINISH		BACK MESH - OPTIONS <small>For additional options separate with (-) hyphen.</small>		FREIGHT OPTION		FREIGHT REQUIREMENTS		FABRIC CODE - SEAT <small>Please refer to allseating.com for fabric codes.</small>		FABRIC CODE - BACK & CLOSED ARM



FOSTER® GUEST WIDE TANDEM END UNIT

DESIGN | ALLSEATING GSA SIN | 33721

BASE PRICE | \$1,125
F1219-OA

Description: Our Guest chair with the flexibility to create your own multiple seat arrangements.
Suggested Applications: Lobbies, Waiting Rooms.

FEATURES

- Clean Out Areas
- 16 Gauge Tubular Steel Frame
- Steel Seat Frame
- High Density Seat Foam
- Latex, lead and mercury free
- Flex Back
- Active Seat Suspension
- Wallsaver Frame Design
- Black non-marring polyethylene glides
- Optional Ganging Kit
- Arm caps designed for easy ingress and egress

DIMENSIONS

- OVERALL: 34"H | 26.25"W | 24.75"D
- Seat: 18"H | 24"W | 19"D
- Back: 16"H | 24"W
- Arm: 26.25"H
- COM Seat: 1 yard
- COM Back: 1.5 yards
- COM Closed Arm: 0.75 yard

PRODUCT WEIGHT

- 33 lbs. | 35 lbs. with Closed Arms.

NOTES

- Warranted for users up to 500 lbs
- When graded in combination upholstery is selected, use the highest grade upholstery selected. Please provide the fabrics specified and a description of where each fabric is to be applied on the product.
- This product meets the requirements set forth in ANSI/BIFMA HCF8.1.
- Shipped ready to assemble.
- Maximum order quantities apply to Quick Ship program, contact Sales Support for details.

Code	Grade 1	Grade 2/COM	Grade 3	Grade 4/COL	Grade 5	Grade 6	Grade 7	Grade 8	Leather 1	Leather 2	Leather 3
F0219-OA	\$1,245	\$1,273	\$1,291	\$1,315	\$1,336	\$1,373	\$1,415	\$1,462	\$1,565	\$1,610	\$1,747
F1219-OA	\$1,125	\$1,195	\$1,240	\$1,300	\$1,353	\$1,445	\$1,550	\$1,668	\$1,924	\$2,038	\$2,380
CA	\$128	\$149	\$163	\$181	\$196	\$224	\$256	\$291	\$368	\$402	\$505

SERIES	FO	Guest Mesh	QS	\$
	F1	Guest Upholstered	•	-
BACK STYLE	2	Midback Wide	•	VAR
LEG	19	Tandem End	•	-
ARM	OA	Open Arm	•	-
	CA	Closed Arm		VAR
ARM CAP FINISH	TP	Taupe Polyurethane	•	\$38
	GR	Grey Polyurethane	•	\$38
	BK	Black Polyurethane	•	\$38
	HRM	Hard Rock Maple Wood Cap	•	\$65
	RC	Rustic Cherry Wood Cap	•	\$65
	CP	Chocolate Pear Wood Cap	•	\$65
	BI	Corian Bisque		\$100
	SR	Corian Silverite		\$150
FRAME FINISH	BM	Bronze Matte	•	-
	SVR	Silver	•	-
	MG	Metallic Gunmetal		\$50
BACK MESH	M2	M2 Mesh (not all colors are QS)	•	\$28
	M3	M3 Mesh	•	-
	MB	Moisture Barrier (Seat only)		\$90
OPTIONS	CL	CAL TB133 (MESH)		\$95
	CL	CAL TB133 (UPH)		\$110
FREIGHT OPTIONS	KD	Knocked Down	•	-
	BW	Blanket Wrapped - Fully Assembled (25 seat minimum)		\$75
FREIGHT REQUIREMENTS	AS	Allseating Standard		-
	FQ	Special Freight Instructions (Call for Quote)		VAR
	GD	Guaranteed Delivery Date and Time (Call for Quote)		VAR

TO ORDER SIMPLY FILL IN THE BLANKS

<input type="text"/>	-	<input type="text" value="2"/>	-	<input type="text" value="19"/>	-	<input type="text"/>	-	<input type="text"/>	-	<input type="text"/>	-	<input type="text"/>	-	<input type="text"/>	-	<input type="text"/>				
SERIES		BACK STYLE		LEG		ARM		ARM CAP FINISH		FRAME FINISH		BACK MESH - OPTIONS <small>For additional options separate with (-) hyphen.</small>		FREIGHT OPTION		FREIGHT REQUIREMENTS		FABRIC CODE - SEAT <small>Please refer to allseating.com for fabric codes.</small>		FABRIC CODE - BACK & CLOSED ARM



FOSTER® GUEST PLUS TANDEM START UNIT

DESIGN | ALLSEATING GSA SIN | 33721

BASE PRICE | \$1,480
F1417-OA

Description: Our Guest chair with the flexibility to create your own multiple seat arrangements.
Suggested Applications: Lobbies, Waiting Rooms.

FEATURES

- Clean Out Areas
- 16 Gauge Tubular Steel Frame
- Steel Seat Frame
- High Density Seat Foam
- Latex, lead and mercury free
- Flex Back
- Active Seat Suspension
- Wallsaver Frame Design
- Black non-marring polyethylene glides
- Optional Ganging Kit
- Arm caps designed for easy ingress and egress

DIMENSIONS

- OVERALL: 34"H | 35"W | 24.75"D
- Seat: 18"H | 30"W | 19"D
- Back: 16"H | 30"W
- Arm: 26.25"H
- COM Seat: 1 yard
- COM Back: 1.5 yards
- COM Closed Arm: 0.75 yard

PRODUCT WEIGHT

- 44 lbs. | 50 lbs. with Closed Arms.

NOTES

- Warranted for users up to 750 lbs
- When graded in combination upholstery is selected, use the highest grade upholstery selected. Please provide the fabrics specified and a description of where each fabric is to be applied on the product.
- This product meets the requirements set forth in ANSI/BIFMA HCF8.1.
- Shipped ready to assemble.
- Maximum order quantities apply to Quick Ship program, contact Sales Support for details.

Code	Grade 1	Grade 2/ COM	Grade 3	Grade 4/ COL	Grade 5	Grade 6	Grade 7	Grade 8	Leather 1	Leather 2	Leather 3
F0417-OA	\$1,600	\$1,628	\$1,646	\$1,670	\$1,691	\$1,728	\$1,770	\$1,817	\$1,920	\$1,965	\$2,102
F1417-OA	\$1,480	\$1,550	\$1,595	\$1,655	\$1,708	\$1,800	\$1,905	\$2,023	\$2,279	\$2,393	\$2,735
CA	\$255	\$276	\$290	\$308	\$323	\$351	\$383	\$418	\$495	\$529	\$632

SERIES	FO	Guest Mesh	QS	\$
BACK STYLE	F1	Guest Upholstered	•	-
LEG	4	Midback Plus	•	VAR
ARM	17	Tandem Start	•	-
ARM CAP FINISH	OA	Open Arm	•	-
	CA	Closed Arm		VAR
	TP	Taupe Polyurethane	•	\$75
	GR	Grey Polyurethane	•	\$75
	BK	Black Polyurethane	•	\$75
	HRM	Hard Rock Maple Wood Cap	•	\$130
	RC	Rustic Cherry Wood Cap	•	\$130
	CP	Chocolate Pear Wood Cap	•	\$130
	BI	Corian Bisque		\$295
	SR	Corian Silverite		\$395
FRAME FINISH	BM	Bronze Matte	•	-
	SVR	Silver	•	-
	MG	Metallic Gunmetal		\$50
BACK MESH	M2	M2 Mesh (not all colors are QS)	•	\$28
	M3	M3 Mesh	•	-
OPTIONS	MB	Moisture Barrier (Seat only)		\$90
	CL	CAL TB133 (MESH)		\$95
	CL	CAL TB133 (UPH)		\$110
FREIGHT OPTIONS	KD	Knocked Down	•	-
	BW	Blanket Wrapped - Fully Assembled (25 seat minimum)		\$75
FREIGHT REQUIREMENTS	AS	Allseating Standard		-
	FQ	Special Freight Instructions (Call for Quote)		VAR
	GD	Guaranteed Delivery Date and Time (Call for Quote)		VAR

TO ORDER SIMPLY FILL IN THE BLANKS

<input type="text"/>	-	<input type="text" value="4"/>	-	<input type="text" value="17"/>	-	<input type="text"/>	-	<input type="text"/>	-	<input type="text"/>	-	<input type="text"/>	-	<input type="text"/>	-	<input type="text"/>	-	<input type="text"/>	
SERIES		BACK STYLE		LEG		ARM		ARM CAP FINISH		FRAME FINISH		BACK MESH - OPTIONS <small>For additional options separate with (-) hyphen.</small>		FREIGHT OPTION		FREIGHT REQUIREMENTS		FABRIC CODE - SEAT <small>Please refer to allseating.com for fabric codes.</small>	FABRIC CODE - BACK & CLOSED ARM

FOSTER® GUEST PLUS TANDEM ADD ON UNIT

DESIGN | ALLSEATING GSA SIN | 33721



BASE PRICE | \$1,335
F1418-OA

Description: Our Guest chair with the flexibility to create your own multiple seat arrangements.
Suggested Applications: Lobbies, Waiting Rooms.

FEATURES

- Clean Out Areas
- 16 Gauge Tubular Steel Frame
- Steel Seat Frame
- High Density Seat Foam
- Latex, lead and mercury free
- Flex Back
- Active Seat Suspension
- Wallsaver Frame Design
- Black non-marring polyethylene glides
- Optional Ganging Kit
- Arm caps designed for easy ingress and egress

DIMENSIONS

- OVERALL: 34"H | 35"W | 29.75"D
- Seat: 18"H | 30"W | 19"D
- Back: 16"H | 30"W
- Arm: 26.25"H
- COM Seat: 1 yard
- COM Back: 1.5 yards
- COM Closed Arm: 0.75 yard

PRODUCT WEIGHT

- 37 lbs. | 39 lbs. with Closed Arms.

NOTES

- Warranted for users up to 750 lbs
- When graded in combination upholstery is selected, use the highest grade upholstery selected. Please provide the fabrics specified and a description of where each fabric is to be applied on the product.
- This product meets the requirements set forth in ANSI/BIFMA HCF8.1.
- Shipped ready to assemble.
- Maximum order quantities apply to Quick Ship program, contact Sales Support for details.

Code	Grade 1	Grade 2/ COM	Grade 3	Grade 4/ COL	Grade 5	Grade 6	Grade 7	Grade 8	Leather 1	Leather 2	Leather 3
F0418-OA	\$1,450	\$1,478	\$1,496	\$1,520	\$1,541	\$1,578	\$1,620	\$1,667	\$1,770	\$1,815	\$1,952
F1418-OA	\$1,335	\$1,405	\$1,450	\$1,510	\$1,563	\$1,655	\$1,760	\$1,878	\$2,134	\$2,248	\$2,590
CA	\$128	\$149	\$163	\$181	\$196	\$224	\$256	\$291	\$368	\$402	\$505

SERIES	FO	Guest Mesh	QS	\$
BACK STYLE	F1	Guest Upholstered	•	-
LEG	4	Midback Plus	•	VAR
ARM	18	Tandem Add On	•	-
ARM CAP FINISH	OA	Open Arm	•	-
	CA	Closed Arm		VAR
	TP	Taupe Polyurethane	•	\$38
	GR	Grey Polyurethane	•	\$38
	BK	Black Polyurethane	•	\$38
	HRM	Hard Rock Maple Wood Cap	•	\$65
	RC	Rustic Cherry Wood Cap	•	\$65
	CP	Chocolate Pear Wood Cap	•	\$65
	BI	Corian Bisque		\$150
	SR	Corian Silverite		\$200
FRAME FINISH	BM	Bronze Matte	•	-
	SVR	Silver	•	-
	MG	Metallic Gunmetal		\$50
BACK MESH (if applicable)	M2	M2 Mesh (not all colors are QS)	•	\$28
	M3	M3 Mesh	•	-
OPTIONS	MB	Moisture Barrier (Seat only)		\$90
	CL	CAL TB133 (MESH)		\$95
	CL	CAL TB133 (UPH)		\$110
FREIGHT OPTIONS	KD	Knocked Down	•	-
	BW	Blanket Wrapped - Fully Assembled (25 seat minimum)		\$75
FREIGHT REQUIREMENTS	AS	Allseating Standard		-
	FQ	Special Freight Instructions (Call for Quote)		VAR
	GD	Guaranteed Delivery Date and Time (Call for Quote)		VAR


TO ORDER SIMPLY FILL IN THE BLANKS

<input type="text"/>	-	<input type="text" value="4"/>	-	<input type="text" value="18"/>	-	<input type="text"/>	-	<input type="text"/>	-	<input type="text"/>	-	<input type="text"/>	-	<input type="text"/>	-	<input type="text"/>				
SERIES		BACK STYLE		LEG		ARM		ARM CAP FINISH		FRAME FINISH		BACK MESH - OPTIONS <small>For additional options separate with (-) hyphen.</small>		FREIGHT OPTION		FREIGHT REQUIREMENTS		FABRIC CODE - SEAT <small>Please refer to allseating.com for fabric codes.</small>		FABRIC CODE - BACK & CLOSED ARM

INFO
PILLOWS
ASTUTE
AILES
CHIROFORM
DONE
EIGHTY TWO
ENTAIL
EXCHANGE
FLUID
FOSTER
HAUSA
INERTIA
INNATE
JIF
L1
LEVO
MANTRA
PRATA
PRESTO
RAINBOW
REQUISITE
THERAPOD
TUCK
WATSON
YOU
ZIP

FOSTER® GUEST PLUS TANDEM END UNIT

DESIGN | ALLSEATING GSA SIN | 33721



BASE PRICE | \$1,310
F1419-OA

Description: Our Guest chair with the flexibility to create your own multiple seat arrangements.
Suggested Applications: Lobbies, Waiting Rooms.

FEATURES

- Clean Out Areas
- 16 Gauge Tubular Steel Frame
- Steel Seat Frame
- High Density Seat Foam
- Latex, lead and mercury free
- Flex Back
- Active Seat Suspension
- Wallsaver Frame Design
- Black non-marring polyethylene glides
- Optional Ganging Kit
- Arm caps designed for easy ingress and egress

DIMENSIONS

- OVERALL: 34"H | 32.5"W | 24.75"D
- Seat: 18"H | 30"W | 19"D
- Back: 16"H | 30"W
- Arm: 26.25"H
- COM Seat: 1 yard
- COM Back: 1.5 yards
- COM Closed Arm: 0.75 yard

PRODUCT WEIGHT

- 37 lbs. | 39 lbs. with Closed Arms.

NOTES

- Warranted for users up to 750 lbs
- When graded in combination upholstery is selected, use the highest grade upholstery selected. Please provide the fabrics specified and a description of where each fabric is to be applied on the product.
- This product meets the requirements set forth in ANSI/BIFMA HCF8.1.
- Shipped ready to assemble.
- Maximum order quantities apply to Quick Ship program, contact Sales Support for details.

Code	Grade 1	Grade 2/COM	Grade 3	Grade 4/COL	Grade 5	Grade 6	Grade 7	Grade 8	Leather 1	Leather 2	Leather 3
F0419-OA	\$1,435	\$1,463	\$1,481	\$1,505	\$1,526	\$1,563	\$1,605	\$1,652	\$1,755	\$1,800	\$1,937
F1419-OA	\$1,310	\$1,380	\$1,425	\$1,485	\$1,538	\$1,630	\$1,735	\$1,853	\$2,109	\$2,223	\$2,565
CA	\$128	\$149	\$163	\$181	\$196	\$224	\$256	\$291	\$368	\$402	\$505

SERIES	FO	Guest Mesh	QS	\$
	F1	Guest Upholstered	•	-
BACK STYLE	4	Midback Plus	•	VAR
LEG	19	Tandem End	•	-
ARM	OA	Open Arm	•	-
	CA	Closed Arm		VAR
ARM CAP FINISH	TP	Taupe Polyurethane	•	\$38
	GR	Grey Polyurethane	•	\$38
	BK	Black Polyurethane	•	\$38
	HRM	Hard Rock Maple Wood Cap	•	\$65
	RC	Rustic Cherry Wood Cap	•	\$65
	CP	Chocolate Pear Wood Cap	•	\$65
	BI	Corian Bisque		\$150
	SR	Corian Silverite		\$200
FRAME FINISH	BM	Bronze Matte	•	-
	SVR	Silver	•	-
	MG	Metallic Gunmetal		\$50
BACK MESH (If Applicable)	M2	M2 Mesh (not all colors are QS)	•	\$28
	M3	M3 Mesh	•	-
OPTIONS	MB	Moisture Barrier (Seat only)		\$90
	CL	CAL TB133 (MESH)		\$95
	CL	CAL TB133 (UPH)		\$110
FREIGHT OPTIONS	KD	Knocked Down	•	-
	BW	Blanket Wrapped - Fully Assembled (25 seat minimum)		\$75
FREIGHT REQUIREMENTS	AS	Allseating Standard		-
	FQ	Special Freight Instructions (Call for Quote)		VAR
	GD	Guaranteed Delivery Date and Time (Call for Quote)		VAR

TO ORDER SIMPLY FILL IN THE BLANKS

<input type="text"/>	-	<input type="text" value="4"/>	-	<input type="text" value="19"/>	-	<input type="text"/>	-	<input type="text"/>	-	<input type="text"/>	-	<input type="text"/>	-	<input type="text"/>	-	<input type="text"/>				
SERIES		BACK STYLE		LEG		ARM		ARM CAP FINISH		FRAME FINISH		BACK MESH - OPTIONS For additional options separate with (-) hyphen.		FREIGHT OPTION		FREIGHT REQUIREMENTS		FABRIC CODE - SEAT Please refer to allseating.com for fabric codes.		FABRIC CODE - BACK & CLOSED ARM



FOSTER® LOUNGE SINGLE

DESIGN | ALLSEATING
GSA SIN | 33721

BASE PRICE | \$2,525
F2010-OA

Influenced by residential and hospitality design, Foster lounge furniture offers a deeper, wider seat and superior comfort.
Suggested Applications:
Waiting Rooms, Patient Rooms, Resident Rooms.

Code	Grade 1	Grade 2/COM	Grade 3	Grade 4/COL	Grade 5	Grade 6	Grade 7	Grade 8	Leather 1	Leather 2	Leather 3
F2010-OA	\$2,525	\$2,616	\$2,675	\$2,753	\$2,821	\$2,941	\$3,078	\$3,230	\$3,563	\$3,711	\$4,157
CA	\$255	\$304	\$336	\$378	\$414	\$479	\$553	\$635	\$814	\$894	\$1,134

FEATURES

- Clean Out Areas
- 16 Gauge Tubular Steel Frame
- Steel Seat Frame
- Multi Layered High Density Seat Foam
- Latex, lead and mercury free
- Wallsaver Frame Design
- Black non-marring polyethylene glides
- Arm caps designed for easy ingress and egress

DIMENSIONS

- OVERALL: 33"H | 28"W | 30.25"D
- Seat: 17.5"H | 23"W | 20"D
- Back: 13.5"H | 22"W
- Arm: 26.26"H
- COM Seat: 1.5 yards
- COM Back: 1.75 yards
- COM Closed Arm: 1.75 yards

PRODUCT WEIGHT

- 57 lbs. | 68 lbs. with Closed Arms.

SERIES	F2	Lounge	QS	\$
BACK STYLE	0	Midback		VAR
LEG	10	Single		-
ARM	OA	Open Arm		-
	NA	No Arm		-
	CA	Closed Arm		VAR
ARM CAP FINISH	TP	Taupe Polyurethane		\$80
	GR	Grey Polyurethane		\$80
	BK	Black Polyurethane		\$80
	HRM	Hard Rock Maple Wood Cap		\$140
	RC	Rustic Cherry Wood Cap		\$140
	CP	Chocolate Pear Wood Cap		\$140
	BI	Corian Bisque		\$295
	SR	Corian Silverite		\$395
FRAME FINISH	BM	Bronze Matte		-
	SVR	Silver		-
	MG	Metallic Gunmetal		\$50
OPTIONS	MB	Moisture Barrier (Seat only)		\$90
	CL	CAL TB133		\$210
	TL	Tablet Left Closed Arm Only		\$720
	TR	Tablet Right Closed Arm Only		\$720
FREIGHT OPTIONS	KD	Knocked Down		-
	BW	Blanket Wrapped - Fully Assembled (25 seat minimum)		\$75
FREIGHT REQUIREMENTS	AS	Allseating Standard		-
	FQ	Special Freight Instructions (Call for Quote)		VAR
	GD	Guaranteed Delivery Date and Time (Call for Quote)		VAR

NOTES

- Ships knocked down.
- Warranted for users up to 350 lbs
- When graded in combination upholstery is selected, use the highest grade upholstery selected. Please provide the fabrics specified and a description of where each fabric is to be applied on the product.
- This product meets the requirements set forth in ANSI/BIFMA HCF8.1.

TO ORDER SIMPLY FILL IN THE BLANKS

F2	-	0	-	10	-		-		-		-		-		-					
SERIES		BACK STYLE		LEG		ARM		ARM CAP FINISH		FRAME FINISH		OPTIONS For additional options separate with (-) hyphen.		FREIGHT OPTION		FREIGHT REQUIREMENTS		FABRIC CODE - SEAT Please refer to allseating.com for fabric codes.		FABRIC CODE - BACK & CLOSED ARM



FOSTER® LOUNGE PLUS

DESIGN | ALLSEATING
GSA SIN | 33721

BASE PRICE | \$3,005
F2410-OA

Influenced by residential and hospitality design, Foster lounge furniture offers a deeper, wider seat and superior comfort.
Suggested Applications:
Waiting Rooms, Patient Rooms, Resident Rooms.

FEATURES

- Clean Out Areas
- 16 Gauge Tubular Steel Frame
- Steel Seat Frame
- Multi Layered High Density Seat Foam
- Latex, lead and mercury free
- Wallsaver Frame Design
- Black non-marring polyethylene glides
- Arm caps designed for easy ingress and egress

DIMENSIONS

- OVERALL: 33"H | 35"W | 30.25"D
- Seat: 17.5"H | 30"W | 20"D
- Back: 13.5"H | 30"W
- Arm: 26.26"H
- COM Seat: 1.5 yards
- COM Back: 1.75 yards
- COM Closed Arm: 1.75 yards

PRODUCT WEIGHT

- 57 lbs. | 68 lbs. with Closed Arms.

Code	Grade 1	Grade 2/COM	Grade 3	Grade 4/COL	Grade 5	Grade 6	Grade 7	Grade 8	Leather 1	Leather 2	Leather 3
F2410-OA	\$3,005	\$3,110	\$3,178	\$3,268	\$3,346	\$3,485	\$3,643	\$3,819	\$4,203	\$4,374	\$4,888
CA	\$255	\$304	\$336	\$378	\$414	\$479	\$553	\$635	\$814	\$894	\$1,134

SERIES	F2	Lounge	QS	\$
BACK STYLE	4	Midback Plus		VAR
LEG	10	Single		-
ARM	OA	Open Arm		-
	NA	No Arm		-
	CA	Closed Arm		VAR
	TP	Taupe Polyurethane		\$80
ARM CAP FINISH	GR	Grey Polyurethane		\$80
	BK	Black Polyurethane		\$80
	HRM	Hard Rock Maple Wood Cap		\$140
	RC	Rustic Cherry Wood Cap		\$140
FRAME FINISH	CP	Chocolate Pear Wood Cap		\$140
	BI	Corian Bisque		\$295
	SR	Corian Silverite		\$395
	BM	Bronze Matte		-
OPTIONS	SVR	Silver		-
	MG	Metallic Gunmetal		\$50
	MB	Moisture Barrier (Seat only)		\$90
FREIGHT OPTIONS	CL	CAL TB133		\$210
	KD	Knocked Down		-
FREIGHT REQUIREMENTS	BW	Blanket Wrapped - Fully Assembled (25 seat minimum)		\$75
	AS	Allseating Standard		-
	FQ	Special Freight Instructions (Call for Quote)		VAR
	GD	Guaranteed Delivery Date and Time (Call for Quote)		VAR

NOTES


- Ships knocked down.
- Warranted for users up to 500 lbs
- When graded in combination upholstery is selected, use the highest grade upholstery selected. Please provide the fabrics specified and a description of where each fabric is to be applied on the product.
- This product meets the requirements set forth in ANSI/BIFMA HCF8.1.

TO ORDER SIMPLY FILL IN THE BLANKS

F2	-	4	-	10	-		-		-		-		-		-					
SERIES		BACK STYLE		LEG		ARM		ARM CAP FINISH		FRAME FINISH		OPTIONS <small>For additional options separate with (-) hyphen.</small>		FREIGHT OPTION		FREIGHT REQUIREMENTS		FABRIC CODE - SEAT <small>Please refer to allseating.com for fabric codes.</small>		FABRIC CODE - BACK & CLOSED ARM

FOSTER® LOUNGE DOUBLE

DESIGN | ALLSEATING
GSA SIN | 33721



BASE PRICE | \$3,447
F2020-OA

Influenced by residential and hospitality design, Foster lounge furniture offers a deeper, wider seat and superior comfort. A streamlined two-seater maximizes space.

Suggested Applications:
Waiting Rooms, Patient Rooms, Resident Rooms.

Code	Grade 1	Grade 2/ COM	Grade 3	Grade 4/ COL	Grade 5	Grade 6	Grade 7	Grade 8	Leather 1	Leather 2	Leather 3
F2020-OA	\$3,447	\$3,573	\$3,654	\$3,762	\$3,857	\$4,023	\$4,212	\$4,424	\$4,885	\$5,090	\$5,706
CA	\$255	\$304	\$336	\$378	\$414	\$479	\$553	\$635	\$814	\$894	\$1,134

FEATURES

- Clean Out Areas
- 16 Gauge Tubular Steel Frame
- Steel Seat Frame
- Multi Layered High Density Seat Foam
- Latex, lead and mercury free
- Wallsaver Frame Design
- Black non-marring polyethylene glides
- Arm caps designed for easy ingress and egress

DIMENSIONS

- OVERALL: 33"H | 51.5"W | 30.25"D
- Seat: 17.5"H | 23"W (Per Seat) | 20"D
- Back: 15.5"H | 25.5"W (Per Seat)
- Arm: 26.25"H
- COM Seat: 2 yards
- COM Back: 2.5 yards
- COM Closed Arm: 1.75 yards

PRODUCT WEIGHT

- 96 lbs. | 107 lbs. with Closed Arms.

SERIES	F2	Lounge	QS	\$
BACK STYLE	0	Midback		VAR
LEG	20	Double		-
ARM	OA	Open Arm		-
	NA	No Arm		-
	CA	Closed Arm		VAR
	TP	Taupe Polyurethane		\$80
ARM CAP FINISH	GR	Grey Polyurethane		\$80
	BK	Black Polyurethane		\$80
	HRM	Hard Rock Maple Wood Cap		\$140
	RC	Rustic Cherry Wood Cap		\$140
FRAME FINISH	CP	Chocolate Pear Wood Cap		\$140
	BI	Corian Bisque		\$295
	SR	Corian Silverite		\$395
	BM	Bronze Matte		-
OPTIONS	SVR	Silver		-
	MG	Metallic Gunmetal		\$50
	MB	Moisture Barrier (Seat only)		\$180
FREIGHT OPTIONS	CL	CAL TB133		\$315
	KD	Knocked Down		-
FREIGHT REQUIREMENTS	BW	Blanket Wrapped - Fully Assembled (25 seat minimum)		\$150
	AS	Allseating Standard		-
	FQ	Special Freight Instructions (Call for Quote)		VAR
	GD	Guaranteed Delivery Date and Time (Call for Quote)		VAR

NOTES

- Ships knocked down.
- Warranted for users up to 500 lbs/seat.
- When graded in combination upholstery is selected, use the highest grade upholstery selected. Please provide the fabrics specified and a description of where each fabric is to be applied on the product.
- This product meets the requirements set forth in ANSI/BIFMA HCF8.1.


TO ORDER SIMPLY FILL IN THE BLANKS

F2	-	0	-	20	-		-		-		-		-		-					
SERIES		BACK STYLE		LEG		ARM		ARM CAP FINISH		FRAME FINISH		OPTIONS <small>For additional options separate with (-) hyphen.</small>		FREIGHT OPTION		FREIGHT REQUIREMENTS		FABRIC CODE - SEAT <small>Please refer to allseating.com for fabric codes.</small>		FABRIC CODE - BACK & CLOSED ARM

INFO
PILLOWS
ASTUTE
AILES
CHIROFORM
DONE
EIGHTY TWO
ENTAIL
EXCHANGE
FLUID
FOSTER
HALSA
INERTIA
INNATE
JIF
L1
LEVO
MANTRA
PRATA
PRESTO
RAINBOW
REQUISITE
THERAPOD
TUCK
WATSON
YOU
ZIP

FOSTER® LOUNGE TRIPLE

DESIGN | ALLSEATING
GSA SIN | 33721



BASE PRICE | \$4,339
F2030-OA

Influenced by residential and hospitality design, Foster lounge furniture offers a deeper, wider seat and superior comfort. A stylish three-seater maximizes space.

Suggested Applications:
Waiting Rooms, Patient Rooms, Resident Rooms.

Code	Grade 1	Grade 2/ COM	Grade 3	Grade 4/ COL	Grade 5	Grade 6	Grade 7	Grade 8	Leather 1	Leather 2	Leather 3
F2030-OA	\$4,339	\$4,514	\$4,627	\$4,777	\$4,908	\$5,139	\$5,402	\$5,695	\$6,336	\$6,620	\$7,477
CA	\$255	\$304	\$336	\$378	\$414	\$479	\$553	\$635	\$814	\$894	\$1,134

FEATURES

- Clean Out Areas
- 16 Gauge Tubular Steel Frame
- Steel Seat Frame
- Multi Layered High Density Seat Foam
- Latex, lead and mercury free
- Wallsaver Frame Design
- Black non-marring polyethylene glides
- Arm caps designed for easy ingress and egress

DIMENSIONS

- OVERALL: 33"H | 75"W | 30.25"D
- Seat: 17.5"H | 23"W (Per Seat) | 20"D
- Back: 15.5"H | 24"W (Per Seat)
- Arm: 26.25"H
- COM Seat: 3.25 yards
- COM Back: 3.5 yards
- COM Closed Arm: 1.75 yards

PRODUCT WEIGHT

- 135 lbs. | 146 lbs. with Closed Arms.

SERIES	F2	Lounge	QS	\$
BACK STYLE	0	Midback		VAR
LEG	30	Triple		-
ARM	OA	Open Arm		-
	NA	No Arm		-
	CA	Closed Arm		VAR
	TP	Taupe Polyurethane		\$80
ARM CAP FINISH	GR	Grey Polyurethane		\$80
	BK	Black Polyurethane		\$80
	HRM	Hard Rock Maple Wood Cap		\$140
	RC	Rustic Cherry Wood Cap		\$140
FRAME FINISH	CP	Chocolate Pear Wood Cap		\$140
	BI	Corian Bisque		\$295
	SR	Corian Silverite		\$395
	BM	Bronze Matte		-
	SVR	Silver		-
OPTIONS	MG	Metallic Gunmetal		\$50
	MB	Moisture Barrier (Seat only)		\$270
	CL	CAL TB133		\$420
FREIGHT OPTIONS	KD	Knocked Down		-
	BW	Blanket Wrapped - Fully Assembled (25 seat minimum)		\$225
FREIGHT REQUIREMENTS	AS	Allseating Standard		-
	FQ	Special Freight Instructions (Call for Quote)		VAR
	GD	Guaranteed Delivery Date and Time (Call for Quote)		VAR

NOTES

- Ships knocked down.
- Warranted for users up to 500 lbs/seat.
- When graded in combination upholstery is selected, use the highest grade upholstery selected. Please provide the fabrics specified and a description of where each fabric is to be applied on the product.
- This product meets the requirements set forth in ANSI/BIFMA HCF8.1.

TO ORDER SIMPLY FILL IN THE BLANKS

F2	-	0	-	30	-		-		-		-		-		-		-		
SERIES		BACK STYLE		LEG		ARM		ARM CAP FINISH		FRAME FINISH		OPTIONS <small>For additional options separate with (-) hyphen.</small>		FREIGHT OPTION		FREIGHT REQUIREMENTS		FABRIC CODE - SEAT <small>Please refer to allseating.com for fabric codes.</small>	FABRIC CODE - BACK & CLOSED ARM



FOSTER® BENCH SINGLE

DESIGN | ALLSEATING
GSA SIN | 33721

BASE PRICE | \$1,070
F3X40

Waiting may never be easy, but it never has to be hard. The same webbed suspension seat and supportive seat cushions make Foster benches a comfortable spot to wait.

Suggested Applications:
Lobbies, Waiting Rooms, Patient Rooms, Resident Rooms.

Code	Grade 1	Grade 2/ COM	Grade 3	Grade 4/ COL	Grade 5	Grade 6	Grade 7	Grade 8	Leather 1	Leather 2	Leather 3
F3X40	\$1,070	\$1,119	\$1,151	\$1,193	\$1,229	\$1,294	\$1,368	\$1,450	\$1,629	\$1,709	\$1,949

FEATURES

- 16 Gauge Tubular Steel Frame
- Multi Layered High Density Seat Foam
- Latex, lead and mercury free
- Black non-marring polyethylene glides

DIMENSIONS

- OVERALL: 18"H | 24"W | 24"D
- Seat: 18"H | 24"W | 24"D
- COM Seat: 1.75 yards

PRODUCT WEIGHT

- 27 lbs.

SERIES	F3	Bench	QS	\$
BACK STYLE	X	No Back		-
LEG	40	Single		-
FRAME FINISH	BM	Bronze Matte		-
	SVR	Silver		-
	MG	Metallic Gunmetal		\$50
OPTIONS	MB	Moisture Barrier		\$90
	CL	CAL TB133		\$110
FREIGHT OPTIONS	FA	Fully Assembled [25 seat minimum]		-
	BW	Blanket Wrapped - Fully Assembled (25 seat minimum)		\$75
FREIGHT REQUIREMENTS	AS	Allseating Standard		-
	FQ	Special Freight Instructions (Call for Quote)		VAR
	GD	Guaranteed Delivery Date and Time (Call for Quote)		VAR

NOTES

- Ships fully assembled.
- Warranted for users up to 350 lbs
- This product meets the requirements set forth in ANSI/BIFMA HCF8.1.
- Covers are not replaceable

TO ORDER SIMPLY FILL IN THE BLANKS

F3	-	X	-	40	-		-		-		-	
SERIES		BACK STYLE		LEG		FRAME FINISH		OPTIONS For additional options separate with (-) hyphen.		FREIGHT OPTION		FREIGHT REQUIREMENTS
												FABRIC CODE Please refer to allseating.com for fabric codes.

FOSTER® BENCH DOUBLE

DESIGN | ALLSEATING
GSA SIN | 33721



BASE PRICE | \$1,810
F3X41

Waiting may never be easy, but it never has to be hard. The same webbed suspension seat and supportive seat cushions make Foster benches a comfortable spot to wait.

Suggested Applications:
Lobbies, Waiting Rooms, Patient Rooms, Resident Rooms.

Code	Grade 1	Grade 2/ COM	Grade 3	Grade 4/ COL	Grade 5	Grade 6	Grade 7	Grade 8	Leather 1	Leather 2	Leather 3
F3X41	\$1,810	\$1,901	\$1,960	\$2,038	\$2,106	\$2,226	\$2,363	\$2,515	\$2,848	\$2,996	\$3,442

FEATURES

- 16 Gauge Tubular Steel Frame
- Multi Layered High Density Seat Foam
- Latex, lead and mercury free
- Black non-marring polyethylene glides

DIMENSIONS

- OVERALL: 18.5"H | 59"W | 24"D
- Seat: 18"H | 59"W | 24"D
- COM Seat: 3.25 yards

PRODUCT WEIGHT

- 48 lbs.

SERIES	F3	Bench	QS	\$
BACK STYLE	X	No Back		-
LEG	41	Double		-
FRAME FINISH	BM	Bronze Matte		-
	SVR	Silver		-
	MG	Metallic Gunmetal		\$50
OPTIONS	MB	Moisture Barrier		\$180
	CL	CAL TB133		\$220
FREIGHT OPTIONS	FA	Fully Assembled [25 seat minimum]		-
	BW	Blanket Wrapped - Fully Assembled (25 seat minimum)		\$150
FREIGHT REQUIREMENTS	AS	Allseating Standard		-
	FQ	Special Freight Instructions (Call for Quote)		VAR
	GD	Guaranteed Delivery Date and Time (Call for Quote)		VAR

NOTES

- Ships fully assembled.
- Warranted for users up to 350 lbs/seat.
- This product meets the requirements set forth in ANSI/BIFMA HCF8.1.
- Covers are not replaceable

TO ORDER SIMPLY FILL IN THE BLANKS

F3	-	X	-	41	-		-		-		-	
SERIES		BACK STYLE		LEG		FRAME FINISH		OPTIONS For additional options separate with (-) hyphen.		FREIGHT OPTION		FREIGHT REQUIREMENTS
												FABRIC CODE Please refer to allseating.com for fabric codes.

FOSTER® BENCH DOUBLE WITH TABLE

DESIGN | ALLSEATING
GSA SIN | 33721



BASE PRICE | \$2,510
F3X42

Comfortable Foster benches combined with a convenient wood table for personal items.
Suggested Applications:
Lobbies, Waiting Rooms, Patient Rooms, Resident Rooms.

Code	Grade 1	Grade 2/COM	Grade 3	Grade 4/COL	Grade 5	Grade 6	Grade 7	Grade 8	Leather 1	Leather 2	Leather 3
F3X42	\$2,510	\$2,573	\$2,614	\$2,668	\$2,715	\$2,798	\$2,893	\$2,998	\$3,229	\$3,331	\$3,640

FEATURES

- 16 Gauge Tubular Steel Frame
- Multi Layered High Density Seat Foam
- Latex, lead and mercury free
- Black non-marring polyethylene glides
- Table is laminate finish

DIMENSIONS

- OVERALL: 18.5"H | 59"W | 24"D
- Seat: 18"H | 24"W | 21"D (X2)
- Table: 21"W | 11"D
- COM Seat: 2.25 yards

PRODUCT WEIGHT

- 64 lbs.

SERIES	F3	Bench	QS	\$
BACK STYLE	X	No Back		-
LEG	42	Double With Table		-
FRAME FINISH	BM	Bronze Matte		-
	SVR	Silver		-
	MG	Metallic Gunmetal		\$50
TABLE FINISH	DW	Designer White		-
	HRM	Hard Rock Maple		-
	RC	Rustic Cherry		-
	CP	Chocolate Pear		-
OPTIONS	MB	Moisture Barrier		\$180
	CL	CAL TB133		\$185
FREIGHT OPTIONS	FA	Fully Assembled [25 seat minimum]		-
	BW	Blanket Wrapped - Fully Assembled (25 seat minimum)		\$105
FREIGHT REQUIREMENTS	AS	Allseating Standard		-
	FQ	Special Freight Instructions (Call for Quote)		VAR
	GD	Guaranteed Delivery Date and Time (Call for Quote)		VAR

NOTES

- Ships fully assembled.
- Warranted for users up to 350 lbs/seat.
- This product meets the requirements set forth in ANSI/BIFMA HCF8.1.
- Covers are not replaceable

TO ORDER SIMPLY FILL IN THE BLANKS

F3	X	42						
SERIES	BACK STYLE	LEG	FRAME FINISH	TABLE FINISH	OPTIONS For additional options separate with (-) hyphen.	FREIGHT OPTION	FREIGHT REQUIREMENTS	FABRIC CODE Please refer to allseating.com for fabric codes.

FOSTER® BENCH LIGHT

DESIGN | ALLSEATING
GSA SIN | 33721



BASE PRICE | \$1,230
F3X43

Waiting may never be easy, but it never has to be hard. The lite bench makes for a comfortable spot to wait and shares the same aesthetic with the free standing tables.

Suggested Applications:
Lobbies, Waiting Rooms, Patient Rooms, Resident Rooms.

Code	Grade 1	Grade 2/ COM	Grade 3	Grade 4/ COL	Grade 5	Grade 6	Grade 7	Grade 8	Leather 1	Leather 2	Leather 3
F3X43	\$1,230	\$1,258	\$1,276	\$1,300	\$1,321	\$1,358	\$1,400	\$1,447	\$1,550	\$1,595	\$1,732

FEATURES

- 16 Gauge Tubular Steel Frame
- Multi Layered High Density Seat Foam
- Latex, lead and mercury free
- Black non-marring polyethylene glides

DIMENSIONS

- OVERALL: 18.5"H | 40.5"W | 22.5"D
- Seat: 18"H | 40"W | 23"D
- COM Seat: 1 yard

PRODUCT WEIGHT

- 28 lbs.

SERIES	F3	Bench	QS	\$
BACK STYLE	X	No Back		-
LEG	43	Light		-
FRAME FINISH	BM	Bronze Matte		-
	SVR	Silver		-
	MG	Metallic Gunmetal		\$50
OPTIONS	MB	Moisture Barrier		\$90
	CL	CAL TB133		\$95
FREIGHT OPTIONS	FA	Fully Assembled [25 seat minimum]		-
	BW	Blanket Wrapped - Fully Assembled (25 seat minimum)		\$75
FREIGHT REQUIREMENTS	AS	Allseating Standard		-
	FQ	Special Freight Instructions (Call for Quote)		VAR
	GD	Guaranteed Delivery Date and Time (Call for Quote)		VAR

NOTES

- Ships fully assembled.
- Warranted for users up to 350 lbs/seat.
- This product meets the requirements set forth in ANSI/BIFMA HCF8.1.
- Covers are not replaceable

TO ORDER SIMPLY FILL IN THE BLANKS

F3	-	X	-	43	-		-		-		-	
SERIES		BACK STYLE		LEG		FRAME FINISH		OPTIONS For additional options separate with (-) hyphen.		FREIGHT OPTION		FREIGHT REQUIREMENTS
												FABRIC CODE Please refer to allseating.com for fabric codes.

FOSTER® SIDE TABLE

DESIGN | ALLSEATING
GSA SIN | 33721



BASE PRICE | \$1,128
F4X01

A sleek side table design with a seamless, thermofoil surface. Table frames complement the chair frames to create a cohesive look throughout the facility.

Suggested Applications:
Waiting Areas, Dining Room, Patient Rooms, Resident.

Code	List Price
F4X01	\$1,128

FEATURES

- 16 Gauge Tubular Steel Frame
- Seamless Thermofoil Surface
- Black nylon round glides

DIMENSIONS

- OVERALL: 16"H | 22"W | 22"D

PRODUCT WEIGHT

- 23 lbs.

SERIES	F4	Table	QS	\$
BACK STYLE	X	No Back		-
LEG	01	Side		-
FRAME FINISH	BM	Bronze Matte		-
	SVR	Silver		-
	MG	Metallic Gunmetal		\$50
TABLE FINISH	DW	Designer White		-
	HRM	Hard Rock Maple		-
	RC	Rustic Cherry		-
	CP	Chocolate Pear		-
FREIGHT OPTIONS	KD	Knocked Down		-
	BW	Blanket Wrapped - Fully Assembled (25 unit minimum)		\$75
FREIGHT REQUIREMENTS	AS	Allseating Standard		-
	FQ	Special Freight Instructions (Call for Quote)		VAR
	GD	Guaranteed Delivery Date and Time (Call for Quote)		VAR

NOTES

- Ships knocked down.
- Warranted up to 500 lbs.

TO ORDER SIMPLY FILL IN THE BLANKS

F4	-	X	-	01	-		-		-		-	
SERIES		BACK STYLE		LEG		FRAME FINISH		TABLE FINISH		OPTIONS For additional options separate with (-) hyphen.		FREIGHT OPTION
												FREIGHT REQUIREMENTS

FOSTER® COFFEE TABLE

DESIGN | ALLSEATING
GSA SIN | 33721



BASE PRICE | \$1,380
F4X02

A sleek coffee table design with a seamless, thermofoil surface. Table frames complement the chair frames to create a cohesive look throughout the facility.

Suggested Applications:
Waiting Areas, Dining Room, Patient Rooms, Resident Rooms.

Code	List Price
F4X02	\$1,380

FEATURES

- 16 Gauge Tubular Steel Frame
- Seamless Thermofoil Surface
- Black nylon round glides

DIMENSIONS

- OVERALL: 16"H | 40"W | 22"D

PRODUCT WEIGHT

- 35 lbs.

SERIES	F4	Table	QS	\$
BACK STYLE	X	No Back		-
LEG	O2	Coffee		-
FRAME FINISH	BM	Bronze Matte		-
	SVR	Silver		-
	MG	Metallic Gunmetal		\$50
TABLE FINISH	DW	Designer White		-
	HRM	Hard Rock Maple		-
	RC	Rustic Cherry		-
	CP	Chocolate Pear		-
FREIGHT OPTIONS	KD	Knocked Down		-
	BW	Blanket Wrapped - Fully Assembled (25 unit minimum)		\$75
FREIGHT REQUIREMENTS	AS	Allseating Standard		-
	FQ	Special Freight Instructions (Call for Quote)		VAR
	GD	Guaranteed Delivery Date and Time (Call for Quote)		VAR

NOTES

- Ships knocked down.
- Warranted up to 500 lbs.

TO ORDER SIMPLY FILL IN THE BLANKS

F4	-	X	-	O2	-		-		-		-			
SERIES		BACK STYLE		LEG		FRAME FINISH		TABLE FINISH		OPTIONS For additional options separate with (-) hyphen.		FREIGHT OPTION		FREIGHT REQUIREMENTS

INFO
PILLOWS
ASTUTE
AILES
CHIROFORM
DONE
EIGHTY TWO
ENTAIL
EXCHANGE
FLUID
FOSTER
HAUSA
INERTIA
INNATE
JIF
L1
LEVO
MANTRA
PRATA
PRESTO
RAINBOW
REQUISITE
THERAPOD
TUCK
WATSON
YOU
ZIP

FOSTER® END TABLES

DESIGN | ALLSEATING
GSA SIN | 33721



BASE PRICE | \$795
F4X03

A sleek end table design with a seamless, thermofoil surface. Table frames complement the chair frames to create a cohesive look throughout the facility.

Suggested Applications:
Waiting Areas, Dining Room, Patient Rooms, Resident Rooms.

Code	List Price	Code	List Price
F4X03	\$795	F4X04	\$795

FEATURES

- 16 Gauge Tubular Steel Frame
- Seamless Thermofoil Surface
- Black non-marring polyethylene glides

DIMENSIONS

- OVERALL: 16"H | 21"W | 23"D

PRODUCT WEIGHT

- 20 lbs.

SERIES	F4	Table	QS	\$
BACK STYLE	X	No Back		-
LEG	03	End (Left)		-
	04	End (Right)		-
FRAME FINISH	BM	Bronze Matte		-
	SVR	Silver		-
	MG	Metallic Gunmetal		\$50
TABLE FINISH	DW	Designer White		-
	HRM	Hard Rock Maple		-
	RC	Rustic Cherry		-
	CP	Chocolate Pear		-
	KD	Knocked Down		-
FREIGHT OPTIONS	AS	Allseating Standard		-
FREIGHT REQUIREMENTS	FQ	Special Freight Instructions (Call for Quote)		VAR
	GD	Guaranteed Delivery Date and Time (Call for Quote)		VAR

NOTES

- Ships knocked down.
- Warranted up to 350 lbs.
- This product meets the requirements set forth in ANSI/BIFMA HCF8.1.
- Add-On tables can connect to any of the guest chairs - standard, wide, bariatric widths as well as multiples.
- They can even connect to patient chairs if necessary with the exception of the sled, rocker and hip chair.
- Lounge units and benches are built on a different platform and cannot be configured with Add-Ons.

TO ORDER SIMPLY FILL IN THE BLANKS

F4 -
 X -
 -
 -
 -
 -
 KD -

SERIES **BACK STYLE** **LEG** **FRAME FINISH** **TABLE FINISH** **OPTIONS** **FREIGHT OPTION** **FREIGHT REQUIREMENTS**

For additional options separate with (-) hyphen.

FOSTER® IN-LINE TABLE

DESIGN | ALLSEATING
GSA SIN | 33721



BASE PRICE | \$710
F4X05

A sleek design with a seamless, thermofoil surface. Table frames complement the chair frames to create a cohesive look throughout the facility.

Suggested Applications:
Waiting Areas, Dining Room, Patient Rooms, Resident Rooms.

Code	List Price
F4X05	\$710

FEATURES

- 16 Gauge Tubular Steel Frame
- Seamless Thermofoil Surface

DIMENSIONS

- OVERALL: 16"H | 21"W | 23"D

PRODUCT WEIGHT

- 17 lbs.

SERIES	F4	Table	QS	\$
BACK STYLE	X	No Back		-
LEG	05	In-Line		-
FRAME FINISH	BM	Bronze Matte		-
	SVR	Silver		-
	MG	Metallic Gunmetal		\$50
TABLE FINISH	DW	Designer White		-
	HRM	Hard Rock Maple		-
	RC	Rustic Cherry		-
	CP	Chocolate Pear		-
FREIGHT OPTIONS	KD	Knocked Down		-
FREIGHT REQUIREMENTS	AS	Allseating Standard		-
	FQ	Special Freight Instructions (Call for Quote)		VAR
	GD	Guaranteed Delivery Date and Time (Call for Quote)		VAR

NOTES

- Ships knocked down.
- Warranted up to 350 lbs.
- This product meets the requirements set forth in ANSI/BIFMA HCF8.1.
- Add-On tables can connect to any of the guest chairs - standard, wide, bariatric widths as well as multiples.
- They can even connect to patient chairs if necessary with the exception of the sled, rocker and hip chair.
- Lounge units and benches are built on a different platform and cannot be configured with Add-Ons.

TO ORDER SIMPLY FILL IN THE BLANKS

F4	-	X	-	05	-		-		-		-	KD	-	
SERIES		BACK STYLE		LEG		FRAME FINISH		TABLE FINISH		OPTIONS For additional options separate with (-) hyphen.		FREIGHT OPTION		FREIGHT REQUIREMENTS

FOSTER® CORNER TABLE

DESIGN | ALLSEATING
GSA SIN | 33721



BASE PRICE | \$1,025
F4X06

A sleek design with a seamless, thermafoil surface. Table frames complement the chair frames to create a cohesive look throughout the facility.

Suggested Applications:
Waiting Areas, Dining Room, Patient Rooms, Resident Rooms.

Code	List Price
F4X06	\$1,025

FEATURES

- 16 Gauge Tubular Steel Frame
- Seamless Thermafoil Surface

DIMENSIONS

- OVERALL: 16"H | 26"W | 26"D

PRODUCT WEIGHT

- 24 lbs.

SERIES	F4	Table	QS	\$
BACK STYLE	X	No Back		-
LEG	06	Corner Table		-
FRAME FINISH	BM	Bronze Matte		-
	SVR	Silver		-
	MG	Metallic Gunmetal		\$50
TABLE FINISH	DW	Designer White		-
	HRM	Hard Rock Maple		-
	RC	Rustic Cherry		-
	CP	Chocolate Pear		-
FREIGHT OPTIONS	KD	Knocked Down		-
FREIGHT REQUIREMENTS	AS	Allseating Standard		-
	FQ	Special Freight Instructions (Call for Quote)		VAR
	GD	Guaranteed Delivery Date and Time (Call for Quote)		VAR

NOTES

- Ships knocked down.
- Warranted up to 350 lbs.
- This product meets the requirements set forth in ANSI/BIFMA HCF8.1.
- Add-On tables can connect to any of the guest chairs - standard, wide, bariatric widths as well as multiples.
- They can even connect to patient chairs if necessary with the exception of the sled, rocker and hip chair.
- Lounge units and benches are built on a different platform and cannot be configured with Add-Ons.

TO ORDER SIMPLY FILL IN THE BLANKS

F4	X	06				KD	
SERIES	BACK STYLE	LEG	FRAME FINISH	TABLE FINISH	OPTIONS For additional options separate with (-) hyphen.	FREIGHT OPTION	FREIGHT REQUIREMENTS

FOSTER® 45 DEGREE TABLE

DESIGN | ALLSEATING
GSA SIN | 33721



BASE PRICE | \$835
F4X07

A sleek design with a seamless, thermofoil surface. Table frames complement the chair frames to create a cohesive look throughout the facility.

Suggested Applications:
Waiting Areas, Dining Room, Patient Rooms, Resident Rooms.

Code	List Price
F4X07	\$835

FEATURES

- 16 Gauge Tubular Steel Frame
- Seamless Thermofoil Surface

DIMENSIONS

- OVERALL: 16"H | 21"W | 23"D

PRODUCT WEIGHT

- 24 lbs.

SERIES	F4	Table	QS	\$
BACK STYLE	X	No Back		-
LEG	07	Corner 45 Degrees		-
FRAME FINISH	BM	Bronze Matte		-
	SVR	Silver		-
	MG	Metallic Gunmetal		\$50
TABLE FINISH	DW	Designer White		-
	HRM	Hard Rock Maple		-
	RC	Rustic Cherry		-
	CP	Chocolate Pear		-
FREIGHT OPTIONS	KD	Knocked Down		-
FREIGHT REQUIREMENTS	AS	Allseating Standard		-
	FQ	Special Freight Instructions (Call for Quote)		VAR
	GD	Guaranteed Delivery Date and Time (Call for Quote)		VAR

NOTES

- Ships knocked down.
- Warranted up to 350 lbs.
- This product meets the requirements set forth in ANSI/BIFMA HCF8.1.
- Add-On tables can connect to any of the guest chairs - standard, wide, bariatric widths as well as multiples.
- They can even connect to patient chairs if necessary with the exception of the sled, rocker and hip chair.
- Lounge units and benches are built on a different platform and cannot be configured with Add-Ons.

TO ORDER SIMPLY FILL IN THE BLANKS

F4	-	X	-	07	-		-		-		-	KD	-	
SERIES		BACK STYLE		LEG		FRAME FINISH		TABLE FINISH		OPTIONS		FREIGHT OPTION		FREIGHT REQUIREMENTS

For additional options separate with (-) hyphen.

FOSTER® 120 DEGREE TABLE

DESIGN | ALLSEATING
GSA SIN | 33721



BASE PRICE | \$895
F4X08

A sleek design with a seamless, thermofoil surface. Table frames complement the chair frames to create a cohesive look throughout the facility.

Suggested Applications:
Waiting Areas, Dining Room, Patient Rooms, Resident Rooms.

Code	List Price
F4X08	\$895

FEATURES

- 16 Gauge Tubular Steel Frame
- Seamless Thermofoil Surface

DIMENSIONS

- OVERALL: 16"H | 25.5"W | 25"D

SERIES	F4	Table	QS	\$
BACK STYLE	X	No Back		-
LEG	08	120 Degrees		-
FRAME FINISH	BM	Bronze Matte		-
	SVR	Silver		-
	MG	Metallic Gunmetal		\$50
TABLE FINISH	DW	Designer White		-
	HRM	Hard Rock Maple		-
	RC	Rustic Cherry		-
	CP	Chocolate Pear		-
FREIGHT OPTIONS	KD	Knocked Down		-
FREIGHT REQUIREMENTS	AS	Allseating Standard		
	FQ	Special Freight Instructions (Call for Quote)		
	GD	Guaranteed Delivery Date and Time (Call for Quote)		VAR

NOTES

- Ships knocked down.
- Warranted up to 350 lbs.
- This product meets the requirements set forth in ANSI/BIFMA HCF8.1.
- Add-On tables can connect to any of the guest chairs - standard, wide, bariatric widths as well as multiples.
- They can even connect to patient chairs if necessary with the exception of the sled, rocker and hip chair.
- Lounge units and benches are built on a different platform and cannot be configured with Add-Ons.

TO ORDER SIMPLY FILL IN THE BLANKS

F4	X	08				KD	
SERIES	BACK STYLE	LEG	FRAME FINISH	TABLE FINISH	OPTIONS For additional options separate with (-) hyphen.	FREIGHT OPTION	FREIGHT REQUIREMENTS



FOSTER® SLEEP CHAIR

DESIGN | ALLSEATING
GSA SIN | 33721

BASE PRICE | \$3,975
F6010-CA

Crisp, modern elegance is suspended above a metal base. Housekeeping and infection control will appreciate the hassle-free maintenance and clean design.

Suggested Applications:
Patient Rooms, Resident Rooms.

Code	Grade 1	Grade 2/ COM	Grade 3	Grade 4/ COL	Grade 5	Grade 6	Grade 7	Grade 8	Leather 1	Leather 2	Leather 3
F6010-CA	\$3,975	\$4,171	\$4,297	\$4,465	\$4,612	\$4,871	\$5,165	\$5,494	\$6,212	\$6,530	\$7,489

FEATURES

- Sit, lounge and sleep positions
- Easy pullout and close operation
- Wallsaver design
- Replaceable cover option – seat, back and ottoman
- Dual tone upholstery offering base for easy wipe down
- Wood or poly armrests

DIMENSIONS

SLEEP MIDBACK STANDARD

- Overall: 33.5"H | 32"W | 35"D
- Seat: 18"H | 25"W | 18.5"D
- Back: 17"H | 26"W
- Arm: 26.5"H from Floor
- Sleep: 76"L
- COM Full Chair: 7.5 yards
- Upper Upholstery: 5.25 yards
- Lower Upholstery: 3 yards

PRODUCT WEIGHT

- 26" Standard | 145 lbs.

SERIES	F6	Sleep	QS	VAR
STYLE	0	Midback Standard		VAR
CONTROL	10	Single		-
ARM	CA	Closed Arm		-
ARM CAP FINISH	NC	No Cap		-
	TP	Taupe Polyurethene		\$80
	GR	Grey Polyurethene		\$80
	BK	Black Polyurethene		\$80
	HRM	Hard Rock Maple Wood Cap		\$140
	RC	Rustic Cherry Wood Cap		\$140
	CP	Chocolate Pear Wood Cap		\$140
	BI	Corian Bisque		\$195
	SR	Corian Silverite		\$295
OPTIONS	MB	Moisture Barrier (Seat & Ottoman only)		\$158
	RE	Removable Covers Option (Seat & Back)		\$158
FREIGHT OPTIONS	KD	Knocked Down		-
	BW	Blanket Wrapped - Fully Assembled (25 seat minimum)		\$75
FREIGHT REQUIREMENTS	AS	Allseating Standard		-
	FQ	Special Freight Instructions (Call for Quote)		VAR
	GD	Guaranteed Delivery Date and Time (Call for Quote)		VAR

NOTES

- Warranted for users up to 400 lbs
- This product meets the requirements set forth in ANSI/BIFMA X5.4-2011 and GSA FNAE-80-214A
- Shipped knocked down

TO ORDER SIMPLY FILL IN THE BLANKS

F6	-		-	10	-	CA	-		-		-		-		
SERIES		BACK STYLE		CONTROL		ARM		OPTIONS For additional options separate with (-) hyphen.		FREIGHT OPTION		FREIGHT REQUIREMENTS		FABRIC CODE - SEAT Please refer to allseating.com for fabric codes.	FABRIC CODE - BACK & CLOSED ARM



FOSTER® RECLINER

DESIGN | ALLSEATING
GSA SIN | 33721

BASE PRICE | \$3,510
F5114-CA

Designed with the patient, family and caregiver in mind. It is both supportive and intuitive.
Suggested Applications:
Ambulatory and Cancer Care.

Code	Grade 1	Grade 2/COM	Grade 3	Grade 4/COL	Grade 5	Grade 6	Grade 7	Grade 8	Leather 1	Leather 2	Leather 3
F5114-CA	\$3,510	\$3,706	\$3,832	\$4,000	\$4,147	\$4,406	\$4,700	\$5,029	\$5,747	\$6,065	\$7,024
HR	\$75	\$89	\$98	\$110	\$121	\$139	\$160	\$184	\$235	\$258	\$326

FEATURES

- Footrest release is flush
- Weight activated or can be opened by the caregiver with a user in the chair
- Wall-hugging mechanism requiring less clearance away from the wall
- Front locking Dual Surface Casters
- Optional headrest
- Two tone upholstery offering base for easy wipe down
- Wood or poly armrests

DIMENSIONS

RECLINER HIGHBACK STANDARD

- Overall: 43"H | 30.5"W | 33"D
- Seat: 18.75"H | 24"W | 21"D
- Back: 27.5"H | 24"W
- Arm: 26.5"H
- Open/Reclined: 69"L
- COM Full Chair: 6.5 yards
- COM Upper: 3.75 yards
- COM Lower: 2.75 yards

PRODUCT WEIGHT

- 24" Recliner | 132 lbs.

SERIES	F5	Recliner	QS	\$
STYLE	1	Highback Standard		VAR
CONTROL	14	3 Position		-
ARM	CA	Closed Arm		-
ARM CAP FINISH	NC	No Cap		-
	TP	Taupe Polyurethene		\$80
	GR	Grey Polyurethene		\$80
	BK	Black Polyurethene		\$80
	HRM	Hard Rock Maple Wood Cap		\$140
	RC	Rustic Cherry Wood Cap		\$140
	CP	Chocolate Pear Wood Cap		\$140
	BI	Corian Bisque		\$195
OPTIONS	SR	Corian Silverite		\$295
	HR	Head Rest Cushion (will match Upper Upholstery)		VAR
	MB	Moisture Barrier (Seat only)		\$90
	RE	Removable Covers Option (Seat & Back)		\$158
FREIGHT OPTIONS	KD	Knocked Down		-
	BW	Blanket Wrapped - Fully Assembled (25 seat minimum)		\$75
FREIGHT REQUIREMENTS	AS	Allseating Standard		-
	FQ	Special Freight Instructions (Call for Quote)		VAR
	GD	Guaranteed Delivery Date and Time (Call for Quote)		VAR

NOTES

- Warranted for users up to 400 lbs
- This product meets the requirements set forth in ANSI/BIFMA X5.4-2011 and GSA FNAE-80-214A
- Shipped knocked down

TO ORDER SIMPLY FILL IN THE BLANKS

F5	-		-	14	-	CA	-		-		-		-		
SERIES		BACK STYLE		CONTROL		ARM		OPTIONS For additional options separate with (-) hyphen.		FREIGHT OPTION		FREIGHT REQUIREMENTS		FABRIC CODE - SEAT Please refer to allseating.com for fabric codes.	FABRIC CODE - BACK & CLOSED ARM

INFO
PILONS
ASTUTE
AILES
CHIRFORM
DOVE
EIGHTY TWO
ENTAIL
EXCHANGE
FLUID
FOSTER
HALSA
INERTIA
INNATE
JIF
L1
LEVO
MANTRA
PRATA
PRESTO
RAINBOW
REQUISITE
THERAPOD
TUCK
WATSON
YOU
ZIP



FOSTER® PATIENT RECLINER

DESIGN | ALLSEATING
GSA SIN | 33721

BASE PRICE | \$6,695
F7115-GR

Designed with the patient, family and caregiver in mind. It is both supportive and intuitive.
Suggested Applications:
Ambulatory and Cancer Care.

FEATURES

- Dual pivoting arms for side access
- Infinite recline with dual controls (on each arm)
- 4" casters, standard front locking and optional central steer & brake system
- 180o wipe out
- Passive lumbar
- Removeable seat and covers (seat + back)
- Optional push bar (standard) wrapped in Grey polyurethane, extends 5.25" from back of chair
- Optional pull out foot tray extends 8.25" from back of chair
- Optional reverse incline includes extended push bar for stability (extends 13.5" from back of chair)
- Optional central steer and brake
- Optional Headrest includes Standard Push Bar
- Optional right or left handed tablet arm | footrest lever to be on opposite side
- Optional right handed or left handed IV pole
- Optional foley hook can be specified either right, left, or both

DIMENSIONS

- Overall: 49"H | 30"W | 32"D
- Seat: 20"H | 24"W | 25"D
- Back: 49"H from Floor | 29" H from Seat | 24"W
- Arm Height: 28" H from Floor
- Arm Height: 8" H from Seat
- Reclined: 77" L
- COM Full: 8.25 yards
- COM Upper: [Back+Arms]: 4.25 yards
- COM Lower [Seat, Side Panels + Footrest]: 4 yards
- COM Headrest: 0.75 yards

NOTES

- Ships knocked down.
- Warranted for users up to 500 lbs
- This product meets the requirements set forth in ANSI/BIFMA X5.4-2011.
- 10 year warranty parts and labour
- CPR not recommended to be performed on this chair

TO ORDER SIMPLY FILL IN THE BLANKS

F7	1	15	GR		KD			
SERIES	BACK STYLE	CONTROL	ARM	OPTIONS For additional options separate with (-) hyphen.	FREIGHT OPTION	FREIGHT REQUIREMENTS	FABRIC CODE - UPPER Please refer to allseating.com for fabric codes.	FABRIC CODE - LOWER Please refer to allseating.com for fabric codes.

SERIES	F7	Recliner	QS	\$
STYLE	1	Highback Standard		VAR
CONTROL	15	Infinite Recline		-
ARM CAP FINISH	GR	Grey Polyurethane		-
OPTIONS (Lever)	RL	Right Side Lever [seated position]		-
	LL	Left Side Lever [seated position]		-
OPTIONS	HR	Headrest [fabric will match back and arms]		VAR
	PS	Push Bar [Standard]		\$205
	PE	Push Bar [Extended]		\$205
	FT	Pull Out Foot Tray		\$540
	CS	Central Brake and Steer [locking pedal right side seated]		\$650
	DC	Dual Control for Central Brake Locking [adds 2nd locking pedal left side seated]		\$715
	RI	Reverse Incline [Release pedal on both sides]		\$495
	TL	Tablet Arm Left [seated footrest lever will be RL]		\$560
	TR	Tablet Arm Right [seated footrest lever will be LL]		\$560
	PL	IV Pole Left Side [seated]		\$195
	PR	IV Pole Right Side [seated]		\$195
	PD	IV Pole Dual		\$390
	CL	IV Pole Left Side [seated] complete with Foley Hook		\$220
	CR	IV Pole Right Side [seated] complete with Foley Hook		\$220
	CD	IV Pole Dual complete with Foley Hook		\$440
	FL	Foley Hook Left		\$160
	FR	Foley Hook Right		\$160
	FD	Foley Hook Dual		\$320
FREIGHT OPTIONS	KD	Knocked Down		-
	BW	Blanket Wrapped - Fully Assembled (25 seat minimum)		\$70
FREIGHT REQUIREMENTS	AS	Allseating Standard		-
	FQ	Special Freight Instructions (Call for Quote)		VAR
	GD	Guaranteed Delivery Date and Time (Call for Quote)		VAR

ARM COVERS		
Dual Pivoting Arms		INC
Removable Covers		INC

INFO
PILLOWS
ASTUTE
AILES
CHIROFORM
DOME
EIGHTY TWO
ENTAIL
EXCHANGE
FLUID
FOSTER
HALSA
INERTIA
INNATE
JIF
L1
LEVO
MANTRA
PRATA
PRESTO
RAINBOW
REQUISITE
THERAPOD
TUCK
WATSON
YOU
ZIP



HALSA® SINGLE MIDBACK

DESIGN | ALLSEATING
GSA SIN | 33721

BASE PRICE | \$1,055

H1010-OA-NC

Code	Grade 1	Grade 2/ COM	Grade 3	Grade 4/ COL	Grade 5	Grade 6	Grade 7	Grade 8	Leather 1	Leather 2	Leather 3
OA	\$1,055	\$1,104	\$1,136	\$1,178	\$1,214	\$1,279	\$1,353	\$1,435	\$1,614	\$1,694	\$1,934
CA	\$1,270	\$1,340	\$1,385	\$1,445	\$1,498	\$1,590	\$1,695	\$1,813	\$2,069	\$2,183	\$2,525

FEATURES

- 1" full cleanout
- 14 gauge tubular steel frame
- Molded foam
- Wallsaver frame design
- Black non-marring nylon glides
- Arm caps designed for easy ingress and egress

DIMENSIONS

- Overall: 35.5"H | 24"W | 24.75"D
- Seat: 18"H | 21"W | 18.25"D
- Back: 18"H | 21"W
- Arm: 26"H
- COM Seat: 0.75 yds
- COM Back: 1 yds
- COM Full: 1.75 yds
- COM Closed Arm: 0.75 yds

SERIES	H1	Halsa Upholstered	QS	\$
BACK STYLE	0	Midback		-
TYPE	10	Single		-
ARM	OA	Open Arm		-
	CA	Closed Arm*		VAR
ARM CAP	TP	Taupe Polyurethane		\$75
	GR	Grey Polyurethane		\$75
	BK	Black Polyurethane		\$75
	HRM	Hard Rock Maple Wood		\$130
FRAME FINISH	RC	Rustic Cherry Wood Cap		\$130
	CP	Chocolate Pear Wood		\$130
	BI	Corian Bisque		\$350
	SR	Corian Silverite		\$550
	SVR	Silver		-
	BM	Bronze Matte		-
OPTIONS	GM	Metallic Gunmetal		\$50
	RE	Removeable Covers		\$55
	MB	Moisture Barrier (Seat only)		\$90
FREIGHT OPTIONS	CL	CAL TB133		\$110
	KD	Knocked Down		-
	BW	Blanket Wrapped - Fully Assembled (25 seat minimum)		\$75
FREIGHT REQUIREMENTS	AS	Allseating Standard		-
	FQ	Special Freight Instructions (Call for Quote)		VAR
	GD	Guaranteed Delivery Date and Time (Call for Quote)		VAR

NOTES

- Warranted for users up to 500 lbs
- This product meets the requirements set forth in ANSI/BIFMA HCF8.1
- *Arm Cap must accompany the Closed Arm option

TO ORDER SIMPLY FILL IN THE BLANKS

H1	-	0	-	10	-		-		-		-		-		-		
SERIES		BACK STYLE		TYPE		ARM		ARM CAP		FRAME FINISH		OPTIONS		FREIGHT REQUIREMENTS		FREIGHT OPTION	FABRIC CODE
												For additional options separate with (-) hyphen.					Please refer to allseating.com for fabric codes.



HALSA® SINGLE HIGHBACK

DESIGN | ALLSEATING
GSA SIN | 339113H

BASE PRICE | \$1,073

H1110-OA-NC

Code	Grade 1	Grade 2/ COM	Grade 3	Grade 4/ COL	Grade 5	Grade 6	Grade 7	Grade 8	Leather 1	Leather 2	Leather 3
OA	\$1,073	\$1,129	\$1,165	\$1,213	\$1,255	\$1,329	\$1,413	\$1,507	\$1,712	\$1,803	\$2,077
CA	\$1,288	\$1,365	\$1,415	\$1,481	\$1,538	\$1,640	\$1,756	\$1,885	\$2,167	\$2,292	\$2,669

FEATURES

- 1" full cleanout
- 14 gauge tubular steel frame
- Molded foam
- Wallsaver frame design
- Black non-marring nylon glides
- Arm caps designed for easy ingress and egress

DIMENSIONS

- Overall: 41"H | 24"W | 24.75"D
- Seat: 18"H | 21"W | 18.25"D
- Back: 23"H | 21"W
- Arm: 26"H
- COM Seat: 0.75 yds
- COM Back: 1.25 yds
- COM Full: 2 yds
- COM Closed Arm: 0.75 yds

SERIES	H1	Halsa Upholstered	QS	\$
BACK STYLE	1	Highback		-
TYPE	10	Single		-
ARM	OA	Open Arm		-
	CA	Closed Arm*		VAR
ARM CAP	TP	Taupe Polyurethane		\$75
	GR	Grey Polyurethane		\$75
	BK	Black Polyurethane		\$75
	HRM	Hard Rock Maple Wood		\$130
	RC	Rustic Cherry Wood Cap		\$130
FRAME FINISH	CP	Chocolate Pear Wood		\$130
	BI	Corian Bisque		\$350
	SR	Corian Silverite		\$550
	SVR	Silver		-
OPTIONS	BM	Bronze Matte		-
	GM	Metallic Gunmetal		\$50
	RE	Removeable Covers		\$55
FREIGHT OPTIONS	MB	Moisture Barrier (Seat only)		\$90
	CL	CAL TB133		\$110
	KD	Knocked Down		-
FREIGHT REQUIREMENTS	BW	Blanket Wrapped - Fully Assembled (25 seat minimum)		\$75
	AS	Allseating Standard		-
	FQ	Special Freight Instructions (Call for Quote)		VAR
	GD	Guaranteed Delivery Date and Time (Call for Quote)		VAR

NOTES

- Warranted for users up to 500 lbs/seat
- This product meets the requirements set forth in ANSI/BIFMA HCF8.1
- *Arm Cap must accompany the Closed Arm option

TO ORDER SIMPLY FILL IN THE BLANKS

H1	-	1	-	10	-		-		-		-		-		-		
SERIES		BACK STYLE		TYPE		ARM		ARM CAP		FRAME FINISH		OPTIONS		FREIGHT REQUIREMENTS		FREIGHT OPTION	FABRIC CODE
												For additional options separate with (-) hyphen.					Please refer to allseating.com for fabric codes.

HALSA® SINGLE PLUS

DESIGN | ALLSEATING
GSA SIN | 33721



FEATURES

- 1" full cleanout
- 14 gauge tubular steel frame
- Molded foam
- Wallsaver frame design
- Black non-marring nylon glides
- Arm caps designed for easy ingress and egress

DIMENSIONS

- Overall: 35.5"H | 33"W | 24.75"D
- Seat: 18"H | 30"W | 18.25"D
- Back: 18"H | 30"W
- Arm: 26"H
- COM Seat: 1yd
- COM Back: 1.5 yds
- COM Full: 2.5 yds
- COM Closed Arm: 0.75 yds

BASE PRICE \$1,185											
H1410-OA-NC											
Code	Grade 1	Grade 2/ COM	Grade 3	Grade 4/ COL	Grade 5	Grade 6	Grade 7	Grade 8	Leather 1	Leather 2	Leather 3
OA	\$1,185	\$1,255	\$1,300	\$1,360	\$1,413	\$1,505	\$1,610	\$1,728	\$1,984	\$2,098	\$2,440
CA	\$1,400	\$1,491	\$1,550	\$1,628	\$1,696	\$1,816	\$1,953	\$2,105	\$2,438	\$2,586	\$3,032

SERIES	H1	Halsa Upholstered	QS	\$
BACK STYLE	4	Midback Plus		-
TYPE	10	Single		-
ARM	OA	Open Arm		-
	CA	Closed Arm*		VAR
ARM CAP	TP	Taupe Polyurethane		\$75
	GR	Grey Polyurethane		\$75
	BK	Black Polyurethane		\$75
	HRM	Hard Rock Maple Wood		\$130
	RC	Rustic Cherry Wood Cap		\$130
FRAME FINISH	CP	Chocolate Pear Wood		\$130
	BI	Corian Bisque		\$350
	SR	Corian Silverite		\$550
	SVR	Silver		-
	BM	Bronze Matte		-
OPTIONS	GM	Metallic Gunmetal		\$50
	RE	Removeable Covers		\$55
	MB	Moisture Barrier (Seat only)		\$90
FREIGHT OPTIONS	CL	CAL TB133		\$110
	KD	Knocked Down		-
	BW	Blanket Wrapped - Fully Assembled (25 seat minimum)		\$75
FREIGHT REQUIREMENTS	AS	Allseating Standard		-
	FQ	Special Freight Instructions (Call for Quote)		VAR
	GD	Guaranteed Delivery Date and Time (Call for Quote)		VAR

NOTES

- Warranted for users up to 750 lbs/seat
- This product meets the requirements set forth in ANSI/BIFMA HCF8.1
- *Arm Cap must accompany the Closed Arm option

TO ORDER SIMPLY FILL IN THE BLANKS

H1	-	4	-	10	-		-		-		-		-		-		
SERIES		BACK STYLE		TYPE		ARM		ARM CAP		FRAME FINISH		OPTIONS		FREIGHT REQUIREMENTS		FREIGHT OPTION	FABRIC CODE
												For additional options separate with (-) hyphen.					Please refer to allseating.com for fabric codes.

HALSA® LOVESEAT

DESIGN | ALLSEATING
GSA SIN | 33721



FEATURES

- 1" full cleanout
- 14 gauge tubular steel frame
- Molded foam
- Wallsaver frame design
- Black non-marring nylon glides
- Arm caps designed for easy ingress and egress

DIMENSIONS

- Overall: 35.5"H | 45"W | 24.75"D
- Seat: 18"H | 42"W | 18.25"D
- Back: 18"H | 42"W
- Arm: 26"H
- COM Seat: 1 yds
- COM Back: 1.5 yds
- COM Full: 2.5 yds
- COM Closed Arm: 0.75 yds

BASE PRICE \$1,465											
H1510-OA-NC											
Code	Grade 1	Grade 2/ COM	Grade 3	Grade 4/ COL	Grade 5	Grade 6	Grade 7	Grade 8	Leather 1	Leather 2	Leather 3
OA	\$1,465	\$1,535	\$1,580	\$1,640	\$1,693	\$1,785	\$1,890	\$2,008	\$2,264	\$2,378	\$2,720
CA	\$1,680	\$1,771	\$1,830	\$1,908	\$1,976	\$2,096	\$2,233	\$2,385	\$2,718	\$2,866	\$3,312

SERIES	H1	Halsa Upholstered	QS	\$
BACK STYLE	5	Loveseat		-
TYPE	10	Single		-
ARM	OA	Open Arm		-
	CA	Closed Arm*		VAR
ARM CAP	TP	Taupe Polyurethane		\$75
	GR	Grey Polyurethane		\$75
	BK	Black Polyurethane		\$75
	HRM	Hard Rock Maple Wood		\$130
	RC	Rustic Cherry Wood Cap		\$130
FRAME FINISH	CP	Chocolate Pear Wood		\$130
	BI	Corian Bisque		\$350
	SR	Corian Silverite		\$550
	SVR	Silver		-
OPTIONS	BM	Bronze Matte		-
	GM	Metallic Gunmetal		\$50
	RE	Removeable Covers		\$110
FREIGHT OPTIONS	MB	Moisture Barrier (Seat only)		\$180
	CL	CAL TB133		\$220
	KD	Knocked Down		-
FREIGHT REQUIREMENTS	BW	Blanket Wrapped - Fully Assembled (25 seat minimum)		\$150
	AS	Allseating Standard		-
	FQ	Special Freight Instructions (Call for Quote)		VAR
	GD	Guaranteed Delivery Date and Time (Call for Quote)		VAR

NOTES

- Warranted for users up to 750 lbs
- This product meets the requirements set forth in ANSI/BIFMA HCF8.1
- *Arm Cap must accompany the Closed Arm option

TO ORDER SIMPLY FILL IN THE BLANKS

H1	-	5	-	10	-		-		-		-		-	
SERIES		BACK STYLE		TYPE		ARM		ARM CAP		FRAME FINISH		OPTIONS		FREIGHT REQUIREMENTS

For additional options separate with (-) hyphen.

Please refer to allseating.com for fabric codes.

HALSA® DOUBLE

DESIGN | ALLSEATING
GSA SIN | 33721



FEATURES

- 1" full cleanout
- 14 gauge tubular steel frame
- Molded foam
- Wallsaver frame design
- Black non-marring nylon glides
- Arm caps designed for easy ingress and egress

DIMENSIONS

- Overall: 35.5"H | 45.5"W | 24.75"D
- Seat: 18"H | 42"W | 18.25"D
- Back: 18"H | 42"W
- Arm: 26"H
- COM Seat: 1.75 yds
- COM Back: 1.5 yds
- COM Full: 3.25 yds
- COM Closed Arm: 0.75 yds

BASE PRICE \$1,625											
H1020-OA-NC											
Code	Grade 1	Grade 2/ COM	Grade 3	Grade 4/ COL	Grade 5	Grade 6	Grade 7	Grade 8	Leather 1	Leather 2	Leather 3
OA	\$1,625	\$1,716	\$1,775	\$1,853	\$1,921	\$2,041	\$2,178	\$2,330	\$2,663	\$2,811	\$3,257
CA	\$1,840	\$1,952	\$2,024	\$2,120	\$2,204	\$2,352	\$2,520	\$2,708	\$3,118	\$3,300	\$3,848

SERIES	H1	Halsa Upholstered	QS	\$
BACK STYLE	0	Midback		-
TYPE	20	Double		-
ARM	OA	Open Arm		-
	CA	Closed Arm*		VAR
ARM CAP	TP	Taupe Polyurethane		\$75
	GR	Grey Polyurethane		\$75
	BK	Black Polyurethane		\$75
	HRM	Hard Rock Maple Wood		\$130
	RC	Rustic Cherry Wood Cap		\$130
	CP	Chocolate Pear Wood		\$130
	BI	Corian Bisque		\$350
	SR	Corian Silverite		\$550
FRAME FINISH	SVR	Silver		-
	BM	Bronze Matte		-
	GM	Metallic Gunmetal		\$50
OPTIONS	RE	Removeable Covers		\$110
	MB	Moisture Barrier (Seat only)		\$180
	CL	CAL TB133		\$220
FREIGHT OPTIONS	KD	Knocked Down		-
	BW	Blanket Wrapped - Fully Assembled (25 seat minimum)		\$150
FREIGHT REQUIREMENTS	AS	Allseating Standard		-
	FQ	Special Freight Instructions (Call for Quote)		VAR
	GD	Guaranteed Delivery Date and Time (Call for Quote)		VAR

NOTES

- Warranted for users up to 500 lbs/seat
- This product meets the requirements set forth in ANSI/BIFMA HCF8.1
- *Arm Cap must accompany the Closed Arm option

TO ORDER SIMPLY FILL IN THE BLANKS

H1	-	0	-	20	-		-		-		-		-		-		
SERIES		BACK STYLE		TYPE		ARM		ARM CAP		FRAME FINISH		OPTIONS		FREIGHT REQUIREMENTS		FREIGHT OPTION	FABRIC CODE
												For additional options separate with (-) hyphen.					Please refer to allseating.com for fabric codes.



HALSA® DOUBLE FULL ARM

DESIGN | ALLSEATING
GSA SIN | 33721

BASE PRICE | \$1,715
H1022-OA-NC

Code	Grade 1	Grade 2/ COM	Grade 3	Grade 4/ COL	Grade 5	Grade 6	Grade 7	Grade 8	Leather 1	Leather 2	Leather 3
OA	\$1,715	\$1,806	\$1,865	\$1,943	\$2,011	\$2,131	\$2,268	\$2,420	\$2,753	\$2,901	\$3,347
CA	\$1,965	\$2,091	\$2,172	\$2,280	\$2,375	\$2,541	\$2,730	\$2,942	\$3,403	\$3,608	\$4,224

FEATURES

- 1" full cleanout
- 14 gauge tubular steel frame
- Molded foam
- Wallsaver frame design
- Black non-marring nylon glides
- Arm caps designed for easy ingress and egress

DIMENSIONS

- Overall: 35.5"H | 46.5"W | 24.75"D
- Seat: 18"H | 42"W | 18.25"D
- Back: 18"H | 42"W
- Arm: 26"H
- COM Seat: 1.75 yds
- COM Back: 1.5 yds
- COM Full: 3.25 yds
- COM Closed Arm: 1.25 yds

SERIES	H1	Halsa Upholstered	QS	\$
BACK STYLE	0	Midback		-
TYPE	22	Double with Full Arms		-
ARM	OA	Open Arm		-
	CA	Closed Arm*		VAR
ARM CAP	TP	Taupe Polyurethane		\$112
	GR	Grey Polyurethane		\$112
	BK	Black Polyurethane		\$112
	HRM	Hard Rock Maple Wood		\$195
	RC	Rustic Cherry Wood Cap		\$195
FRAME FINISH	CP	Chocolate Pear Wood		\$195
	BI	Corian Bisque		\$525
	SR	Corian Silverite		\$825
	SVR	Silver		-
	BM	Bronze Matte		-
OPTIONS	GM	Metallic Gunmetal		\$50
	RE	Removeable Covers		\$110
	MB	Moisture Barrier (Seat only)		\$180
FREIGHT OPTIONS	CL	CAL TB133		\$220
	KD	Knocked Down		-
	BW	Blanket Wrapped - Fully Assembled (25 seat minimum)		\$150
FREIGHT REQUIREMENTS	AS	Allseating Standard		-
	FQ	Special Freight Instructions (Call for Quote)		VAR
	GD	Guaranteed Delivery Date and Time (Call for Quote)		VAR

NOTES

- Warranted for users up to 500 lbs/seat
- This product meets the requirements set forth in ANSI/BIFMA HCF8.1
- *Arm Cap must accompany the Closed Arm option

TO ORDER SIMPLY FILL IN THE BLANKS

H1	-	0	-	22	-		-		-		-		-	
SERIES		BACK STYLE		TYPE		ARM		ARM CAP		FRAME FINISH		OPTIONS		FREIGHT REQUIREMENTS

For additional options separate with (-) hyphen.

Please refer to allseating.com for fabric codes.

HALSA® TRIPLE

DESIGN | ALLSEATING
GSA SIN | 33721



BASE PRICE \$2,065											
H1030-OA-NC											
Code	Grade 1	Grade 2/ COM	Grade 3	Grade 4/ COL	Grade 5	Grade 6	Grade 7	Grade 8	Leather 1	Leather 2	Leather 3
OA	\$2,065	\$2,233	\$2,341	\$2,485	\$2,611	\$2,833	\$3,085	\$3,367	\$3,982	\$4,255	\$5,077
CA	\$2,280	\$2,469	\$2,591	\$2,753	\$2,894	\$3,144	\$3,428	\$3,745	\$4,437	\$4,744	\$5,669

FEATURES

- 1" full cleanout
- 14 gauge tubular steel frame
- Molded foam
- Wallsaver frame design
- Black non-marring nylon glides
- Arm caps designed for easy ingress and egress

DIMENSIONS

- Overall: 35.5"H | 69"W | 24.75"D
- Seat: 18"H | 63"W | 18.5"D
- Back: 18"H | 63"W
- Arm: 26"H
- COM Seat: 3 yds
- COM Back: 2 yds
- COM Full: 6 yds
- COM Closed Arm: 1.25 yds

SERIES	H1	Halsa Upholstered	QS	\$
BACK STYLE	0	Midback		-
TYPE	30	Triple		-
ARM	OA	Open Arm		-
	CA	Closed Arm*		VAR
ARM CAP	TP	Taupe Polyurethane		\$75
	GR	Grey Polyurethane		\$75
	BK	Black Polyurethane		\$75
	HRM	Hard Rock Maple Wood		\$130
	RC	Rustic Cherry Wood Cap		\$130
FRAME FINISH	CP	Chocolate Pear Wood		\$130
	BI	Corian Bisque		\$350
	SR	Corian Silverite		\$550
	SVR	Silver		-
	BM	Bronze Matte		-
OPTIONS	GM	Metallic Gunmetal		\$50
	RE	Removeable Covers		\$165
	MB	Moisture Barrier (Seat only)		\$270
FREIGHT OPTIONS	CL	CAL TB133		\$330
	KD	Knocked Down		-
	BW	Blanket Wrapped - Fully Assembled (25 seat minimum)		\$225
FREIGHT REQUIREMENTS	AS	Allseating Standard		-
	FQ	Special Freight Instructions (Call for Quote)		VAR
	GD	Guaranteed Delivery Date and Time (Call for Quote)		VAR

NOTES

- Warranted for users up to 500 lbs/seat
- This product meets the requirements set forth in ANSI/BIFMA HCF8.1
- *Arm Cap must accompany the Closed Arm option

TO ORDER SIMPLY FILL IN THE BLANKS

H1	-	0	-	30	-		-		-		-		-	
SERIES		BACK STYLE		TYPE		ARM		ARM CAP		FRAME FINISH		OPTIONS		FREIGHT REQUIREMENTS

For additional options separate with (-) hyphen.

Please refer to allseating.com for fabric codes.

HALSA® TRIPLE FULL ARM

DESIGN | ALLSEATING
GSA SIN | 33721



BASE PRICE \$2,335											
H1032-OA-NC											
Code	Grade 1	Grade 2/COM	Grade 3	Grade 4/COL	Grade 5	Grade 6	Grade 7	Grade 8	Leather 1	Leather 2	Leather 3
OA	\$2,335	\$2,503	\$2,611	\$2,755	\$2,881	\$3,103	\$3,355	\$3,637	\$4,252	\$4,525	\$5,347
CA	\$2,585	\$2,788	\$2,919	\$3,093	\$3,245	\$3,513	\$3,818	\$4,158	\$4,901	\$5,231	\$6,225

FEATURES

- 1" full cleanout
- 14 gauge tubular steel frame
- Molded foam
- Wallsaver frame design
- Black non-marring nylon glides
- Arm caps designed for easy ingress and egress

DIMENSIONS

- Overall: 35.5"H | 69"W | 24.75"D
- Seat: 18"H | 63"W | 18.5"D
- Back: 18"H | 63"W
- Arm: 26"H
- COM Seat: 3 yds
- COM Back: 2 yds
- COM Full: 6 yds
- COM Closed Arm: 1.25 yds

SERIES	H1	Halsa Upholstered	QS	\$
BACK STYLE	0	Midback		-
TYPE	32	Triple with Full Arms		-
ARM	OA	Open Arm		-
	CA	Closed Arm*		VAR
ARM CAP	TP	Taupe Polyurethane		\$150
	GR	Grey Polyurethane		\$150
	BK	Black Polyurethane		\$150
	HRM	Hard Rock Maple Wood		\$260
	RC	Rustic Cherry Wood Cap		\$260
	CP	Chocolate Pear Wood		\$260
FRAME FINISH	BI	Corian Bisque		\$700
	SR	Corian Silverite		\$1100
	SVR	Silver		-
	BM	Bronze Matte		-
OPTIONS	GM	Metallic Gunmetal		\$50
	RE	Removeable Covers		\$165
	MB	Moisture Barrier (Seat only)		\$270
FREIGHT OPTIONS	CL	CAL TB133		\$330
	KD	Knocked Down		-
	BW	Blanket Wrapped - Fully Assembled (25 seat minimum)		\$225
FREIGHT REQUIREMENTS	AS	Allseating Standard		-
	FQ	Special Freight Instructions (Call for Quote)		VAR
	GD	Guaranteed Delivery Date and Time (Call for Quote)		VAR

NOTES

- Warranted for users up to 500 lbs/seat
- This product meets the requirements set forth in ANSI/BIFMA HCF8.1
- *Arm Cap must accompany the Closed Arm option

TO ORDER SIMPLY FILL IN THE BLANKS

H1	-	0	-	32	-		-		-		-		-	
SERIES		BACK STYLE		TYPE		ARM		ARM CAP		FRAME FINISH		OPTIONS		FREIGHT REQUIREMENTS

For additional options separate with (-) hyphen.

Please refer to allseating.com for fabric codes.



HALSA[®] SIDE TABLE

DESIGN | ALLSEATING
GSA SIN | 33721

BASE PRICE | \$950
H4X01

FEATURES

- 14 gauge tubular steel frame
- Seamless thermofoil surface
- Black non-marring nylon glides

DIMENSIONS

- Overall: 16"H | 19.5"W | 19.5"D

SERIES	H4	Halsa Table	QS	\$
STYLE	X	Not Applicable		-
TYPE	01	Side Table		-
FRAME FINISH	SVR	Silver		-
	BM	Bronze Matte		-
	GM	Metallic Gunmetal		\$50
TABLE FINISH	DW	Designer White		-
	HRM	Hard Rock Maple		-
	RC	Rustic Cherry Wood Cap		-
	CP	Chocolate Pear		-
FREIGHT OPTIONS	KD	Knocked Down		-
	BW	Blanket Wrapped - Fully Assembled (25 seat minimum)		\$75
FREIGHT REQUIREMENTS	AS	Allseating Standard		-
	FQ	Special Freight Instructions (Call for Quote)		VAR
	GD	Guaranteed Delivery Date and Time (Call for Quote)		VAR

NOTES

- Ships knocked down
- Warranted up to 500lbs.
- This product meets the requirements set forth in ANSI/BIFMA HCF8.1

TO ORDER SIMPLY FILL IN THE BLANKS

H4	X	01				
SERIES	STYLE	TYPE	FRAME FINISH	TABLE FINISH	FREIGHT OPTION	FREIGHT REQUIREMENTS

HALSA® COFFEE TABLE

DESIGN | ALLSEATING
GSA SIN | 33721



BASE PRICE | \$1,175
H4X02

FEATURES

- 14 gauge tubular steel frame
- Seamless thermofoil surface
- Black non-marring nylon glides

DIMENSIONS

- Overall: 16"H | 39.5"W | 21.5"D

SERIES	H4	Halsa Table	QS	\$
STYLE	X	Not Applicable		-
TYPE	02	Coffee Table		-
FRAME FINISH	SVR	Silver		-
	BM	Bronze Matte		-
	GM	Metallic Gunmetal		\$50
TABLE FINISH	DW	Designer White		-
	HRM	Hard Rock Maple		-
	RC	Rustic Cherry Wood Cap		-
	CP	Chocolate Pear		-
FREIGHT OPTIONS	KD	Knocked Down		-
	BW	Blanket Wrapped - Fully Assembled (25 seat minimum)		\$75
FREIGHT REQUIREMENTS	AS	Allseating Standard		-
	FQ	Special Freight Instructions (Call for Quote)		VAR
	GD	Guaranteed Delivery Date and Time (Call for Quote)		VAR

NOTES

- Ships knocked down
- Warranted up to 500lbs.
- This product meets the requirements set forth in ANSI/BIFMA HCF8.1

TO ORDER SIMPLY FILL IN THE BLANKS

H4 -
 X -
 02 -
 -
 -
 -

SERIES STYLE TYPE FRAME FINISH TABLE FINISH FREIGHT OPTION FREIGHT REQUIREMENTS



HALSA® END TABLE

DESIGN | ALLSEATING
GSA SIN | 33721

BASE PRICE | \$720
H4X03

FEATURES

- 14 gauge tubular steel frame
- Seamless thermofoil surface
- Black non-marring nylon glides

DIMENSIONS

- Overall: 16"H | 17"W | 19.5"D

SERIES	H4	Halsa Table	QS	\$
STYLE	X	Not Applicable		-
TYPE	03	End Table		-
FRAME FINISH	SVR	Silver		-
	BM	Bronze Matte		-
	GM	Metallic Gunmetal		\$50
TABLE FINISH	DW	Designer White		-
	HRM	Hard Rock Maple		-
	RC	Rustic Cherry Wood Cap		-
	CP	Chocolate Pear		-
FREIGHT OPTIONS	KD	Knocked Down		-
FREIGHT REQUIREMENTS	AS	Allseating Standard		-
	FQ	Special Freight Instructions (Call for Quote)		VAR
	GD	Guaranteed Delivery Date and Time (Call for Quote)		VAR

NOTES

- Ships knocked down
- Warranted up to 350 lbs.
- This product meets the requirements set forth in ANSI/BIFMA HCF8.1

TO ORDER SIMPLY FILL IN THE BLANKS

H4	X	03			KD	
SERIES	STYLE	TYPE	FRAME FINISH	TABLE FINISH	FREIGHT OPTION	FREIGHT REQUIREMENTS

HALSA® CORNER TABLE

DESIGN | ALLSEATING
GSA SIN | 33721



BASE PRICE | \$865
H4X06

FEATURES

- 14 gauge tubular steel frame
- Seamless thermofoil surface
- Black non-marring nylon glides

DIMENSIONS

- Overall: 16"H | 23.25"W | 23.25"D

SERIES	H4	Halsa Table	QS	\$
STYLE	X	Not Applicable		-
TYPE	06	Corner Table		-
FRAME FINISH	SVR	Silver		-
	BM	Bronze Matte		-
	GM	Metallic Gunmetal		\$50
TABLE FINISH	DW	Designer White		-
	HRM	Hard Rock Maple		-
	RC	Rustic Cherry Wood Cap		-
	CP	Chocolate Pear		-
FREIGHT OPTIONS	KD	Knocked Down		-
FREIGHT REQUIREMENTS	AS	Allseating Standard		-
	FQ	Special Freight Instructions (Call for Quote)		VAR
	GD	Guaranteed Delivery Date and Time (Call for Quote)		VAR

NOTES

- Ships knocked down
- Warranted up to 350 lbs.
- This product meets the requirements set forth in ANSI/BIFMA HCF8.1

TO ORDER SIMPLY FILL IN THE BLANKS

H4	X	06			KD	
SERIES	STYLE	TYPE	FRAME FINISH	TABLE FINISH	FREIGHT OPTION	FREIGHT REQUIREMENTS

HALSA® IN LINE TABLE

DESIGN | ALLSEATING
GSA SIN | 33721



BASE PRICE | \$630
H4X05

FEATURES

- 14 gauge tubular steel frame
- Seamless thermofoil surface
- Black non-marring nylon glides

DIMENSIONS

- Overall: 16"H | 17"W | 19.5"D

SERIES	H4	Halsa Table	QS	\$
STYLE	X	Not Applicable		-
TYPE	05	In-Line Table		-
FRAME FINISH	SVR	Silver		-
	BM	Bronze Matte		-
	GM	Metallic Gunmetal		\$50
TABLE FINISH	DW	Designer White		-
	HRM	Hard Rock Maple		-
	RC	Rustic Cherry Wood Cap		-
	CP	Chocolate Pear		-
FREIGHT OPTIONS	KD	Knocked Down		-
FREIGHT REQUIREMENTS	AS	Allseating Standard		-
	FQ	Special Freight Instructions (Call for Quote)		VAR
	GD	Guaranteed Delivery Date and Time (Call for Quote)		VAR

NOTES

- Ships knocked down
- Warranted up to 350 lbs.
- This product meets the requirements set forth in ANSI/BIFMA HCF8.1

TO ORDER SIMPLY FILL IN THE BLANKS

H4	X	05			KD	
SERIES	STYLE	TYPE	FRAME FINISH	TABLE FINISH	FREIGHT OPTION	FREIGHT REQUIREMENTS



INERTIA® MESH MIDBACK

DESIGN | ALLSEATING
GSA SIN | 33721

BASE PRICE | \$505
77089-NA

Grade 1	Grade 2/ COM	Grade 3	Grade 4/COL	Grade 5	Grade 6	Grade 7	Grade 8	Leather 1	Leather 2	Leather 3
\$505	\$526	\$540	\$558	\$573	\$601	\$633	\$668	\$745	\$779	\$882

FEATURES

- 4.25" cylinder
- Black or smoke nylon base
- Mesh back
- Molded seat foam with upholstered stitch detail
- For arm features and travel specifications, see page 16
- Carpet casters
- 24/7 Warranty on Synchro Tilt [40] mechanism, options included are T2 arms and Seat Slider. For more details see page 161
- Lumbar Support: Raise or flatten the curvature of the lumbar using Inertia's Lumbar Support. Inflate the lumbar to increase support or deflate to decrease support.

DIMENSIONS

- Overall [Synchro Tilt]: 35.5"- 39.75"H | 28.5"W | 28.5"D
- Overall [Deluxe Tilt J-Bar]: 37"-41.25"H | 28.5"W | 28.5"D
- Overall [Basic Synchro Tilt]: 36"-40.5"H | 28.5"W | 28.5"D
- Seat [Synchro Tilt]: 16.75"- 21"H | 20"W | 19.5"D
- Seat [Deluxe Tilt J-Bar]: 17"-21.25"H | 20"W | 19.5"D
- Seat [Basic Synchro Tilt]: 17"-21.5"H | 20"W | 19.5"D
- Back: 19"H | 19"W
- COM: 0.75 yd.

NOTES

- Ships knocked down.
- For BW and FA freight options, minimum quantities apply
- All other features are dependant on the control specified. Please refer to Control Choice on page ?? for full description of available features.
- Tension is adjustable on OHC and OHH casters to accommodate various surfaces
- This product meets the requirements set forth in ANSI/BIFMA X5.1-2011 and is warranted for users up to 350 lbs.
- Dimensions are dependant on options selected. Product can be configured to comply with BIFMA G1-2002 guidelines.
- Smoke Finish | L2, T2 and 4D arms are the only arms available in Smoke and will match base when selected.
- If requiring a 3" seat slider, please specify with code SE rather than SS
- ***Composite base and casters will be substituted if HS or LS is selected.
- For mesh model code see page 22.

SERIES	77	Inertia Mesh Back	QS	\$
BACK STYLE	0	Midback	•	-
CONTROL	89	Basic Synchro Tilt [BT-4]	•	-
	40	Synchro Tilt [ST]	•	\$78
	80	Deluxe Tilt J-Bar [DJ]	•	\$168
ARM	NA	No Arm	•	-
	CA	Conference Arm [Not Available with Deluxe Tilt J-Bar, AWK, or AWL]	•	\$48
	L2	Dual Function Arm [Not Available with AWK or AWL]	•	\$95
	T2	Task 2 Arm	•	\$115
	4D	4 Dimensional Arm	•	\$130
	MF	Multi-functional Arm [Width Adjustment Not Included]	•	\$158
	T7	Ergonomic Task Arm [Includes AWK]	•	\$295
FRAME FINISH	BKN	Black Nylon	•	-
	SKN	Smoke Nylon [Available arms L2, T2, 4D]	•	\$48
	BRN	Birch Nylon [Available arms T2, 4D, L2, and T7]	•	\$48
BACK MESH	M1	M1 Mesh	•	\$42
[see page 22 for mesh model code]	M2	M2 Mesh	•	\$126
	M3	M3 Mesh	•	\$126
	M4	M4 Mesh	•	\$126
	M7	M7 Mesh	•	-
	M10	M10 Mesh	•	\$42
OPTIONS	SC	Sit to Counter [Black frame and Synchro Tilt only]	•	\$138
	AWK	Adjustable Width Bracket [Knob][Not Included with MF Arm]	•	\$30
	AWL	Adjustment Width Bracket [Lever][Not Included with MF Arm]	•	\$40
	LH	65mm [2.5"] Dual Surface Casters	•	\$32
	OHH	OH Dual Surface Casters [adjustable]	•	\$95
	OHC	OH Carpet Casters [adjustable]	•	\$63
	BC	Birch 65mm [2.5"] Dual Surface Casters	•	\$32
	HAB	High Profile Aluminum Base w/65mm Casters	•	\$65
	SS	Seat Slider [Standard 2.5" range] [not available with SC option]	•	\$85
	SE	Extended 3" Seat Slider [N/A with IES or SC]	•	\$85
	LU	Lumbar Support	•	\$75
	BHA	Back Height Adjustment with [BT-4] Control	•	N/A
	BHA	Back Height Adjustment with [DJ] Control	•	-
	BHA	Back Height Adjustment with [ST] Control	•	\$90
	IES	Inertia Ergonomic Small Seat [16"D 19"W]	•	-
	LS	Low Seat Height with 5" Travel***	•	\$53
	HS	High Cylinder 5.5"***	•	-
	CL	CAL TB133	•	\$95
FREIGHT OPTIONS	KD	Knocked Down	•	-
	BW	Blanket Wrapped - Fully Assembled [25 unit minimum]	•	\$75
	FA	Fully Assembled in Carton [25 unit minimum]	•	\$115
FREIGHT REQUIREMENTS	AS	Allseating Standard	•	-
	FQ	Special Freight Instructions [Call for Quote]	•	VAR
	GD	Guaranteed Delivery Date and Time [Call for Quote]	•	VAR

TO ORDER SIMPLY FILL IN THE BLANKS

77	0							
SERIES	BACK STYLE	CONTROL	ARM	BACK MESH	OPTIONS For additional options separate with (-) hyphen.	FREIGHT OPTION	FREIGHT REQUIREMENTS	FABRIC CODE Please refer to allseating.com for fabric codes.



INERTIA[®] MESH HIGHBACK

DESIGN | ALLSEATING
GSA SIN | 33721

BASE PRICE | \$542
77189-NA

Grade 1	Grade 2/ COM	Grade 3	Grade 4/COL	Grade 5	Grade 6	Grade 7	Grade 8	Leather 1	Leather 2	Leather 3
\$542	\$563	\$577	\$595	\$610	\$638	\$670	\$705	\$782	\$816	\$919

FEATURES

- 4.25" cylinder
- Black or smoke nylon base
- Mesh back
- Molded seat foam with upholstered stitch detail
- For arm features and travel specifications, see page 16
- Carpet casters
- 24/7 Warranty on Synchro Tilt [40] mechanism, options included are T2 arms and Seat Slider. For more details see page 161
- Lumbar Support: Raise or flatten the curvature of the lumbar using Inertia's Lumbar Support. Inflate the lumbar to increase support or deflate to decrease support.

DIMENSIONS

- Overall [Synchro Tilt]: 38.75"-43"H | 28.5"W | 28.5"D
- Overall [Deluxe Tilt J-Bar]: 40.75"-45"H | 28.5"W | 28.5"D
- Overall [Basic Synchro Tilt]: 39.25"-43.5"H | 28.5"W | 28.5"D
- Seat [Synchro Tilt]: 16.75"-21"H | 20"W | 19.5"D
- Seat [Deluxe Tilt J-Bar]: 17"-21.25"H | 20"W | 19.5"D
- Seat [Basic Synchro Tilt]: 17"-21.5"H | 20"W | 19.5"D
- Back: 21"H | 19"W
- COM: 0.75 yd.

NOTES

- Ships knocked down.
- For BW and FA freight options, minimum quantities apply
- Tension is adjustable on OHC and OHH casters to accommodate various surfaces
- All other features are dependant on the control specified. Please refer to Control Choice on page 8 for full description of available features.
- This product meets the requirements set forth in ANSI/BIFMA X5.1-2011 and is warranted for users up to 350 lbs.
- Dimensions are dependant on options selected. Product can be configured to comply with BIFMA G1-2002 guidelines.
- Smoke Finish | L2, T2 and 4D arms are the only arms available in Smoke and will match base when selected.
- ***Composite base and casters will be substituted if HS or LS is selected.
- For mesh model code see page 22.

SERIES	77	Inertia Mesh Back	QS	\$
BACK STYLE	1	Highback	•	-
CONTROL	89	Basic Synchro Tilt [BT-4]	•	-
	40	Synchro Tilt [ST]	•	\$78
	80	Deluxe Tilt J-Bar [DJ]	•	\$168
ARM	NA	No Arm	•	-
	CA	Conference Arm [Not Available with Deluxe Tilt J-Bar, AWK, or AWL]	•	\$48
	L2	Dual Function Arm [Not Available with AWK or AWL]	•	\$95
	T2	Task 2 Arm	•	\$115
	4D	4 Dimensional Arm	•	\$130
	MF	Multi-functional Arm [Width Adjustment Not Included]	•	\$158
	T7	Ergonomic Task Arm [Includes AWK]	•	\$295
FRAME FINISH	BKN	Black Nylon	•	-
	SKN	Smoke Nylon [Available arms L2, T2, 4D]	•	\$48
	BRN	Birch Nylon [Available arms T2, 4D, L2, and T7]	•	\$48
BACK MESH [see page 22 for mesh model code]	M1	M1 Mesh	•	\$42
	M2	M2 Mesh	•	\$126
	M3	M3 Mesh	•	\$126
	M4	M4 Mesh	•	\$126
	M7	M7 Mesh	•	-
	M10	M10 Mesh	•	\$45
	OPTIONS	SC	Sit to Counter [Black frame and Synchro Tilt only]	•
AWK		Adjustable Width Bracket [Knob][Not Included with MF Arm]	•	\$30
AWL		Adjustment Width Bracket [Lever][Not Included with MF Arm]	•	\$40
LH		65mm [2.5"] Dual Surface Casters	•	\$32
OHH		OH Dual Surface Casters [adjustable]	•	\$95
OHC		OH Carpet Casters [adjustable]	•	\$65
BC		Birch 65mm [2.5"] Dual Surface Casters	•	\$32
HAB		High Profile Aluminum Base w/65mm Casters	•	\$65
SS		Seat Slider [Standard 2.5" range] [not available with SC option]	•	\$85
SE		Extended 3" Seat Slider [N/A with IES or SC]	•	\$85
LU		Lumbar Support	•	\$75
BHA		Back Height Adjustment with [BT-4] Control	•	N/A
BHA		Back Height Adjustment with [DJ] Control	•	-
BHA		Back Height Adjustment with [ST] Control	•	\$90
IES		Inertia Ergonomic Small Seat [16"D 19"W]	•	-
LS		Low Seat Height with 5" Travel***	•	\$53
HS		High Cylinder 5.5"***	•	-
CL	CAL TB133	•	\$95	
FREIGHT OPTIONS	KD	Knocked Down	•	-
	BW	Blanket Wrapped - Fully Assembled [25 unit minimum]	•	\$75
	FA	Fully Assembled in Carton [25 unit minimum]	•	\$115
FREIGHT REQUIREMENTS	AS	Allseating Standard	•	-
	FQ	Special Freight Instructions [Call for Quote]	•	VAR
	GD	Guaranteed Delivery Date and Time [Call for Quote]	•	VAR

TO ORDER SIMPLY FILL IN THE BLANKS

77	-	1	-		-		-		-		-		-		
SERIES		BACK STYLE		CONTROL		ARM		BACK MESH		OPTIONS For additional options separate with (-) hyphen.		FREIGHT OPTION		FREIGHT REQUIREMENTS	FABRIC CODE Please refer to allseating.com for fabric codes.

INFO
PILLOWS
ASTUTE
AILES
CHIROFORM
DOVE
EIGHTY TWO
ENTAIL
EXCHANGE
FLUID
FOSTER
HALSA
INERTIA
INNATE
JIF
L1
LEVO
MANTRA
PRATA
PRESTO
RAINBOW
REQUISITE
THERAPOD
TUCK
WATSON
YOU
ZIP



INERTIA[®] MESH EXTRA HIGHBACK

DESIGN | ALLSEATING
OPEN MARKET

BASE PRICE | \$580
77289-NA

Grade 1	Grade 2/ COM	Grade 3	Grade 4/COL	Grade 5	Grade 6	Grade 7	Grade 8	Leather 1	Leather 2	Leather 3
\$580	\$601	\$615	\$633	\$648	\$676	\$708	\$743	\$820	\$854	\$957

FEATURES

- 4.25" cylinder
- Black or smoke nylon base
- Mesh back
- Molded seat foam with upholstered stitch detail
- For arm features and travel specifications, see page 16
- Carpet casters
- 24|7 Warranty on Synchro Tilt [40] mechanism, options included are T2 arms and Seat Slider. For more details see page 161
- Lumbar Support: Raise or flatten the curvature of the lumbar using Inertia's Lumbar Support. Inflate the lumbar to increase support or deflate to decrease support.

DIMENSIONS

- Overall [Synchro Tilt]: 38.75"-43"H | 28.5"W | 28.5"D
- Overall [Deluxe Tilt J-Bar]: 40.75"-45"H | 28.5"W | 28.5"D
- Overall [Basic Synchro Tilt]: 39.25"-43.5"H | 28.5"W | 28.5"D
- Seat [Synchro Tilt]: 16.75"-21"H | 20"W | 19.5"D
- Seat [Deluxe Tilt J-Bar]: 17"-21.25"H | 20"W | 19.5"D
- Seat [Basic Synchro Tilt]: 17"-21.5"H | 20"W | 19.5"D
- Back: 21"H | 19"W
- COM: 0.75 yd.

NOTES

- Ships knocked down.
- For BW and FA freight options, minimum quantities apply
- Tension is adjustable on OHC and OHH casters to accommodate various surfaces
- All other features are dependant on the control specified. Please refer to Control Choice on page 8 for full description of available features.
- This product meets the requirements set forth in ANSI/BIFMA X5.1-2011 and is warranted for users up to 350 lbs.
- Dimensions are dependant on options selected. Product can be configured to comply with BIFMA G1-2002 guidelines.
- Smoke Finish | L2, T2 and 4D arms are the only arms available in Smoke and will match base when selected.
- ***Composite base and casters will be substituted if HS or LS is selected.
- For mesh model code see page 22.

SERIES	77	Inertia Mesh Back	QS	\$
BACK STYLE	2	Extra Highback	•	-
CONTROL	89	Basic Synchro Tilt [BT-4]	•	-
	40	Synchro Tilt [ST]	•	\$78
	80	Deluxe Tilt J-Bar [DJ]	•	\$168
ARM	NA	No Arm	•	-
	CA	Conference Arm [Not Available with Deluxe Tilt J-Bar, AWK, or AWL]	•	\$48
	L2	Dual Function Arm [Not Available with AWK or AWL]	•	\$95
	T2	Task 2 Arm	•	\$115
	4D	4 Dimensional Arm	•	\$130
	MF	Multi-functional Arm [Width Adjustment Not Included]	•	\$158
	T7	Ergonomic Task Arm [Includes AWK]	•	\$295
FRAME FINISH	BKN	Black Nylon	•	-
	SKN	Smoke Nylon [Available arms L2, T2, 4D]	•	\$48
	BRN	Birch Nylon [Available arms T2, 4D, L2, and T7]	•	\$48
BACK MESH	M1	M1 Mesh	•	\$42
[see page 22 for mesh model code]	M2	M2 Mesh	•	\$126
	M3	M3 Mesh	•	\$126
	M4	M4 Mesh	•	\$126
	M7	M7 Mesh	•	-
	M10	M10 Mesh	•	\$45
OPTIONS	SC	Sit to Counter [Black frame and Synchro Tilt only]	•	\$138
	AWK	Adjustable Width Bracket [Knob][Not Included with MF Arm]	•	\$30
	AWL	Adjustment Width Bracket [Lever][Not Included with MF Arm]	•	\$40
	LH	65mm [2.5"] Dual Surface Casters	•	\$32
	OHH	OH Dual Surface Casters [adjustable]	•	\$95
	OHC	OH Carpet Casters [adjustable]	•	\$65
	BC	Birch 65mm [2.5"] Dual Surface Casters	•	\$32
	HAB	High Profile Aluminum Base w/65mm Casters	•	\$65
	SS	Seat Slider [Standard 2.5" range] [not available with SC option]	•	\$85
	SE	Extended 3" Seat Slider [N/A with IES or SC]	•	\$85
	LU	Lumbar Support	•	\$75
	BHA	Back Height Adjustment with [BT-4] Control	•	N/A
	BHA	Back Height Adjustment with [DJ] Control	•	-
	BHA	Back Height Adjustment with [ST] Control	•	\$90
	IES	Inertia Ergonomic Small Seat [16"D 19"W]	•	-
	LS	Low Seat Height with 5" Travel***	•	\$53
	HS	High Cylinder 5.5"***	•	-
	CL	CAL TB133	•	\$95
FREIGHT OPTIONS	KD	Knocked Down	•	-
	BW	Blanket Wrapped - Fully Assembled [25 unit minimum]	•	\$75
	FA	Fully Assembled in Carton [25 unit minimum]	•	\$115
FREIGHT REQUIREMENTS	AS	Allseating Standard	•	-
	FQ	Special Freight Instructions [Call for Quote]	•	VAR
	GD	Guaranteed Delivery Date and Time [Call for Quote]	•	VAR

TO ORDER SIMPLY FILL IN THE BLANKS

77	-	2	-		-		-		-		-		-	
SERIES		BACK STYLE		CONTROL		ARM		BACK MESH		OPTIONS		FREIGHT OPTION		FREIGHT REQUIREMENTS
										For additional options separate with (-) hyphen.				Fabric Code Please refer to allseating.com for fabric codes.



INERTIA[®] +PLUS MESH BACK

DESIGN | ALLSEATING
GSA SIN | 33721

BASE PRICE | \$662
77440-NA

Grade 1	Grade 2/ COM	Grade 3	Grade 4/COL	Grade 5	Grade 6	Grade 7	Grade 8	Leather 1	Leather 2	Leather 3
\$662	\$690	\$708	\$732	\$753	\$790	\$832	\$879	\$982	\$1,027	\$1,164

FEATURES

- 4.25" cylinder
- Black nylon base
- Mesh back
- Molded seat foam with upholstered stitch detail
- For arm features and travel specifications, see page 16
- Carpet casters
- Lumbar Support: Raise or flatten the curvature of the lumbar using Inertia's Lumbar Support. Inflate the lumbar to increase support or deflate to decrease support.

DIMENSIONS

- Overall [Synchro Tilt]: 42.5"-46.75"H | 28.5"W | 28.5"D
- Seat [Synchro Tilt]: 18"- 22.25"H | 22"W | 20.5"D
- Back: 24"H | 22.5"W
- COM: 1 yd.

NOTES

- Ships knocked down.
- For BW and FA freight options, minimum quantities apply
- All other features are dependant on the control specified. Please refer to Control Choice on page ?? for full description of available features.
- Tension is adjustable on OHC and OHH casters to accommodate various surfaces
- This product meets the requirements set forth in ANSI/BIFMA X5.1-2011 and is warranted for users up to 350 lbs.
- Dimensions are dependant on options selected. Product can be configured to comply with BIFMA G1-2002 guidelines.
- Smoke Finish | L2, T2 and 4D arms are the only arms available in Smoke and will match base when selected.
- ***Composite base and casters will be substituted if HS or LS is selected.
- For mesh model code see page 22.

SERIES	77	Inertia Mesh Back	QS	\$
BACK STYLE	4	+Plus	•	-
CONTROL	40	Synchro Tilt [ST]	•	-
ARM	NA	No Arm	•	-
	CA	Conference Arm [Not Available with AWK or AWL]		\$48
	T2	Task 2 Arm	•	\$115
	4D	4 Dimensional Arm	•	\$130
	MF	Multi-functional Arm [Width Adjustment Not Included]	•	\$158
	T7	Ergonomic Task Arm [Includes AWK]		\$295
	BACK MESH [see page 22 for mesh model code]	M1	M1 Mesh	
M2		M2 Mesh		\$126
M3		M3 Mesh		\$126
M4		M4 Mesh		\$126
M7		M7 Mesh	•	-
M10		M10 Mesh		\$42
OPTIONS		AWK	Adjustable Width Bracket [Knob][Not Included with MF Arm]	•
	AWL	Adjustment Width Bracket [Lever][Not Included with MF Arm]	•	\$40
	LH	65mm [2.5"] Dual Surface Casters	•	\$32
	OHH	OH Dual Surface Casters [adjustable]	•	\$95
	OHC	OH Carpet Casters [adjustable]	•	\$63
	G	Glides*** [N/A with HAB]	•	\$30
	HAB	High Profile Aluminum Base w/65mm Casters	•	\$65
	SS	Seat Slider [Standard 2.5" range]	•	\$85
	LU	Lumbar Support		\$75
	CL	CAL TB133		\$95
	FREIGHT OPTIONS	KD	Knocked Down	
BW		Blanket Wrapped - Fully Assembled [25 unit minimum]		\$75
FA		Fully Assembled in Carton [25 unit minimum]		\$115
FREIGHT REQUIREMENTS	AS	Allseating Standard		-
	FQ	Special Freight Instructions [Call for Quote]		VAR
	GD	Guaranteed Delivery Date and Time [Call for Quote]		VAR

TO ORDER SIMPLY FILL IN THE BLANKS

77	4	40						
SERIES	BACK STYLE	CONTROL	ARM	BACK MESH	OPTIONS For additional options separate with (-) hyphen.	FREIGHT OPTION	FREIGHT REQUIREMENTS	FABRIC CODE Please refer to allseating.com for fabric codes.



INERTIA[®] MESH STOOL

DESIGN | ALLSEATING
GSA SIN | 33721

BASE PRICE \$650										
77019-NA										
Grade 1	Grade 2/COM	Grade 3	Grade 4/COL	Grade 5	Grade 6	Grade 7	Grade 8	Leather 1	Leather 2	Leather 3
\$650	\$671	\$685	\$703	\$718	\$746	\$778	\$813	\$890	\$924	\$1,027

FEATURES

- 8" cylinder
- Composite base
- Molded seat foam
- For arm features and travel specifications, see page ??
- Adjustable Foot ring
- Carpet casters
- Includes height adjustable foot ring
- Air pump controls
- Lumbar Support: Raise or flatten the curvature of the lumbar using Inertia's Lumbar Support. Inflate the lumbar to increase support or deflate to decrease support.

DIMENSIONS

- Overall [Basic Stool]: 38"- 45.5"H | 28"W | 28"D
- Seat [Basic Stool]: 20.25"- 27.75"H | 20"W | 19.5"D
- Overall [10" Stool]: 38.5"-48.5"H | 27"W | 27"D
- Seat [10" Stool]: 20.75"-30.75"H | 20"W | 19.5"D
- Back: 19"H | 19"W
- COM Full: 1.75 yd.

NOTES

- Ships knocked down
- For BW and FA freight options, minimum quantities apply
- Tension is adjustable on OHC and OHH casters to accommodate various surfaces
- This product meets the requirements set forth in ANSI/BIFMA X5.1-2011 and is warranted for users up to 350 lbs.
- Dimensions are dependant on options selected. Product can be configured to comply with BIFMA G1-2002 guidelines.
- For mesh model code see page 22.

SERIES	77	Inertia Mesh Back	QS	\$
BACK STYLE	0	Midback	•	-
CONTROL	19	Basic Stool [B2]	•	-
ARM	NA	No Arm	•	-
	T2	Task 2 Arm	•	\$115
	4D	4 Dimensional Arm	•	\$130
	MF	Multi-functional Arm [Width Adjustment Not Included]	•	\$158
FRAME FINISH	BKN	Black Nylon	•	-
	SKN	Smoke Nylon [Available arms L2, T2, 4D]		\$48
	BRN	Birch Nylon [Available arms T2, 4D, L2, and T7]		\$48
BACK MESH [see page 22 for mesh model code]	M1	M1 Mesh		\$42
	M2	M2 Mesh		\$126
	M3	M3 Mesh		\$126
	M4	M4 Mesh		\$126
	M7	M7 Mesh	•	-
	M10	M10 Mesh		\$42
OPTIONS	AWL	Adjustment Width Bracket [Lever][Not Included with MF Arm]	•	\$40
	H	Dual Surface Casters [10" Stool Only]	•	\$30
	LH	Dual Surface Casters [8" Stool Only]	•	\$32
	OHH	OH Dual Surface Casters [adjustable 8" Stool Only]	•	\$95
	OHC	OH Carpet Casters [adjustable 8" Stool Only]	•	\$63
	G	Glides [10" Stool Only]	•	\$30
	AB	Aluminum Base	•	\$65
	SS	Seat Slider Seat Slider [Standard 2.5" range] [8" Cylinder Only]	•	\$85
	LU	Lumbar Support		\$75
	10	10" Stool Package	•	\$36
	IES	Inertia Ergonomic Small Seat [16"D 19"W]		-
FREIGHT OPTIONS	CL	CAL TB133		\$95
	KD	Knocked Down		-
	BW	Blanket Wrapped - Fully Assembled [25 unit minimum]		\$75
FREIGHT REQUIREMENTS	FA	Fully Assembled in Carton [25 unit minimum]		\$115
	AS	Allseating Standard		-
	FQ	Special Freight Instructions [Call for Quote]		VAR
	GD	Guaranteed Delivery Date and Time [Call for Quote]		VAR

TO ORDER SIMPLY FILL IN THE BLANKS

77	-	0	-	19	-		-		-		-		-	
SERIES		BACK STYLE		CONTROL		ARM		BACK MESH		OPTIONS For additional options separate with (-) hyphen.		FREIGHT OPTION		FREIGHT REQUIREMENTS
														FABRIC CODE Please refer to allseating.com for fabric codes.

INFO
PILONS
ASTUTE
AILES
CHIROFORM
DONE
EIGHTY TWO
ENTAIL
EXCHANGE
FLUID
FOSTER
HALSA
INERTIA
INNATE
JIF
L1
LEVO
MANTRA
PRATA
PRESTO
RAINBOW
REQUISITE
THERAPOD
TUCK
WATSON
YOU
ZIP



INERTIA[®] MESH GUEST

DESIGN | ALLSEATING
GSA SIN | 33721

BASE PRICE | \$345
77054-NA

Grade 1	Grade 2/ COM	Grade 3	Grade 4/COL	Grade 5	Grade 6	Grade 7	Grade 8	Leather 1	Leather 2	Leather 3
\$345	\$366	\$380	\$398	\$413	\$441	\$473	\$508	\$585	\$619	\$722

FEATURES

- Mesh back
- Upholstered seat
- Black non-marring glides
- Stacks 10 on a dolly
- Stacks 5 on the floor
- Stacks 2 high with casters

DIMENSIONS

- Side Overall NA: 32"H | 18"W | 24"D
- Side Overall WA: 32"H | 24"W | 24"D
- Seat: 17.5"H | 18"W | 18.5"D
- Back: 14.5"H | 18"W
- COM Full: 0.75 yd.
- +Plus Overall NA: 32"H | 20"W | 24"D
- +Plus Overall WA: 32"H | 26"W | 24"D
- Seat: 17.5"H | 19"W | 18.5"D
- Back: 14.5"H | 20"W
- COM Full: 0.75 yd.
- Dolly-10: 48"H | 22"W | 32"D
- Dolly-10 Fully Loaded: 66"H | 24"W | 36"D

NOTES

- Ships fully assembled.
- For BW freight option, minimum quantities apply
- Tension is adjustable on OHC and OHH casters to accommodate various surfaces
- For orders of less than 2, a cartoning surcharge of \$22 net will be incurred per order.
- Inertia Dolly-10 not available for +Plus Side.
- This product meets the requirements set forth in ANSI/BIFMA X5.1-2011 and is warranted for users up to 350 lbs.
- For mesh model code see page 22.

SERIES	77	Inertia Mesh Back	QS	\$
BACK STYLE	0	Midback	•	-
	4	+Plus	•	\$30
LEG	54	4 Leg	•	-
ARM	NA	No Arm	•	-
	WA	Inertia Guest Arm	•	\$45
FRAME FINISH	SIL	Silver	•	-
	BK	Black	•	-
	GM	Metallic Gunmetal		-
BACK MESH (see page 22 for mesh model code)	M1	M1 Mesh		\$21
	M2	M2 Mesh		\$63
	M3	M3 Mesh		\$63
	M4	M4 Mesh		\$63
	M7	M7 Mesh	•	-
	M10	M10 Mesh		\$42
OPTIONS	CA	Carpet Casters	•	\$48
	TC	Tile Casters	•	\$55
	GBWA	Ganging Brackets with Arms	•	\$35
	GBNA	Ganging Brackets No Arms	•	\$35
	CL	CAL TB133		\$95
FREIGHT OPTIONS	FA	Fully Assembled		-
	BW	Blanket Wrapped - Fully Assembled (25 unit minimum)		\$35
FREIGHT REQUIREMENTS	AS	Allseating Standard		-
	FQ	Special Freight Instructions (Call for Quote)		VAR
	GD	Guaranteed Delivery Date and Time (Call for Quote)		VAR

	Inertia Dolly -10	(N/A for +Plus) Please ensure Dolly has separate model/line item with quantities specified		\$360
--	--------------------------	--	--	-------

TO ORDER SIMPLY FILL IN THE BLANKS

77	-		-	54	-		-		-		-		-		
SERIES		BACK STYLE		LEG		ARM		FRAME FINISH		BACK MESH		OPTIONS For additional options separate with (-) hyphen.		FREIGHT REQUIREMENTS	FABRIC CODE Please refer to allseating.com for fabric codes.



INERTIA[®] MESH BAR STOOL

DESIGN | ALLSEATING
GSA SIN | 33721

BASE PRICE | \$465
77056-NA

Grade 1	Grade 2/ COM	Grade 3	Grade 4/COL	Grade 5	Grade 6	Grade 7	Grade 8	Leather 1	Leather 2	Leather 3
\$465	\$486	\$500	\$518	\$533	\$561	\$593	\$628	\$705	\$739	\$842

FEATURES

- Mesh back
- Upholstered seat
- Wall-saving designed frame
- Black non-marring glides

DIMENSIONS

- Overall NA: 43.5"H | 21"W | 25"D
- Overall WA: 43.5"H | 24"W | 25"D
- Seat: 29"H | 17"W | 18.5"D
- Back: 14.5"H | 18"W
- COM Full: 0.75 yd.

SERIES	77	Inertia Mesh Back	QS	\$
BACK STYLE	0	Midback		-
LEG	56	Bar Stool		-
ARM	NA	No Arm		-
	WA	Inertia Barstool Arm		\$45
FRAME FINISH	SIL	Silver		-
	BK	Black		-
	GM	Metallic Gunmetal		-
BACK MESH (see page 22 for mesh model code)	M1	M1 Mesh		\$21
	M2	M2 Mesh		\$63
	M3	M3 Mesh		\$63
	M4	M4 Mesh		\$63
	M7	M7 Mesh		-
OPTIONS	M10	M10 Mesh		\$42
	CL	CAL TB133		\$95
FREIGHT OPTIONS	FA	Fully Assembled		-
	BW	Blanket Wrapped - Fully Assembled [25 unit minimum]		\$35
FREIGHT REQUIREMENTS	AS	Allseating Standard		-
	FQ	Special Freight Instructions [Call for Quote]		VAR
	GD	Guaranteed Delivery Date and Time (Call for Quote)		VAR

NOTES

- Ships fully assembled, 1 per box.
- For BW freight option, minimum quantities apply
- This product meets the requirements set forth in ANSI/BIFMA X5.1-2011 and is warranted for users up to 350 lbs.
- Dimensions are dependant on options selected. Product can be configured to comply with BIFMA G1-2002 Guidelines.
- For mesh model code see page 22.

TO ORDER SIMPLY FILL IN THE BLANKS

77	-	0	-	56	-		-		-		-		-		
SERIES		BACK STYLE		LEG		ARM		FRAME FINISH		BACK MESH		OPTIONS For additional options separate with (-) hyphen.		FREIGHT REQUIREMENTS	FABRIC CODE Please refer to allseating.com for fabric codes.



INERTIA® UPHOLSTERED MIDBACK

DESIGN | ALLSEATING
GSA SIN | 33721

BASE PRICE | \$630
79089-NA

Grade 1	Grade 2/ COM	Grade 3	Grade 4/COL	Grade 5	Grade 6	Grade 7	Grade 8	Leather 1	Leather 2	Leather 3
\$630	\$679	\$711	\$753	\$789	\$854	\$928	\$1,010	\$1,189	\$1,269	\$1,509

FEATURES

- 4.25" cylinder
- Black nylon base
- Molded seat foam with stitched upholstery detail
- For arm features and travel specifications, see page 16
- Carpet casters
- 24|7 Warranty on Synchro Tilt (40) mechanism, options included are T2 arms and Seat Slider. For more details see page 161

DIMENSIONS

- Overall [Synchro Tilt]: 35.5"- 39.75"H | 28.5"W | 28.5"D
- Overall [Deluxe Tilt J-Bar]: 37"-41.25"H | 28.5" W | 28.5"D
- Overall [Basic Synchro Tilt]: 36"-40.5"H | 28.5"W | 28.5"D
- Seat [Synchro Tilt]: 16.75"-21"H | 20"W | 19.5"D
- Seat [Deluxe Tilt J-Bar]: 17"- 21.25"H | 20"W | 19.5"D
- Seat [Basic Synchro Tilt]: 17"-21.5"H | 20"W | 19.5"D
- Back: 21"H | 19"W
- COM Full: 1.75 yd.

NOTES

- Ships knocked down.
- For BW and FA freight options, minimum quantities apply
- All other features are dependant on the control specified. Please refer to Control Choice on page 8 for full description of available features.
- Tension is adjustable on OHC and OHH casters to accommodate various surfaces
- This product meets the requirements set forth in ANSI/BIFMA X5.1-2011 and is warranted for users up to 350 lbs.
- Dimensions are dependant on options selected. Product can be configured to comply with BIFMA G1-2002 guidelines.
- Smoke Finish | L2, T2 and 4D arms are the only arms available in Smoke and will match base when selected
- ***Composite base and casters will be substituted if LS is selected.

SERIES	79	Inertia Upholstered	QS	\$
BACK STYLE	0	Midback	•	-
CONTROL	89	Basic Synchro Tilt [BT-4]	•	-
	40	Synchro Tilt [ST]	•	\$78
	80	Deluxe Tilt J-Bar [DJ]	•	\$168
ARM	NA	No Arm	•	-
	CA	Conference Arm [Not Available with Deluxe Tilt J-Bar, AWK, or AWL]	•	\$48
	L2	Dual Function Arm [Not Available with AWK or AWL]	•	\$95
	T2	Task 2 Arm	•	\$115
	4D	4 Dimensional Arm	•	\$130
	MF	Multi-functional Arm [Width Adjustment Not Included]	•	\$158
	T7	Ergonomic Task Arm [Includes AWK]	•	\$295
FRAME FINISH	BKN	Black Nylon	•	-
	SKN	Smoke Nylon [Available arms L2, T2, 4D]	•	\$48
	BRN	Birch Nylon [Available arms T2, 4D, L2, and T7]	•	\$48
OPTIONS	SC	Sit to Counter [Black frame and Synchro Tilt only]	•	\$138
	AWK	Adjustable Width Bracket [Knob][Not Included with MF Arm]	•	\$30
	AWL	Adjustment Width Bracket [Lever][Not Included with MF Arm]	•	\$40
	LH	65mm [2.5"] Dual Surface Casters	•	\$32
	OHH	OH Dual Surface Casters [adjustable]	•	\$95
	OHC	OH Carpet Casters [adjustable]	•	\$63
	BC	Birch 65mm [2.5"] Dual Surface Casters	•	\$32
	HAB	High Profile Aluminum Base w/65mm Casters	•	\$65
	SS	Seat Slider [Standard 2.5" range] [not available with SC option]	•	\$85
	SE	Extended 3" Seat Slider [N/A with IES or SC]	•	\$85
	BHA	Back Height Adjustment with [BT-4] Control		N/A
	BHA	Back Height Adjustment with [DJ] Control		-
	BHA	Back Height Adjustment with [ST] Control	•	\$90
	IES	Inertia Ergonomic Small Seat [16"D 19"W]	•	-
	LS	Low Seat Height with 5" Travel***	•	\$53
	HS	High Cylinder 5.5"***	•	-
	CL	CAL TB133		\$95
FREIGHT OPTIONS	KD	Knocked Down	•	-
	BW	Blanket Wrapped - Fully Assembled [25 unit minimum]		\$75
	FA	Fully Assembled in Carton [25 unit minimum]		\$115
FREIGHT REQUIREMENTS	AS	Allseating Standard		-
	FQ	Special Freight Instructions [Call for Quote]		VAR
	GD	Guaranteed Delivery Date and Time [Call for Quote]		VAR

TO ORDER SIMPLY FILL IN THE BLANKS

79	0						
SERIES	BACK STYLE	CONTROL	ARM	OPTIONS For additional options separate with (-) hyphen.	FREIGHT OPTION	FREIGHT REQUIREMENTS	FABRIC CODE Please refer to allseating.com for fabric codes.



INERTIA® UPHOLSTERED HIGHBACK

DESIGN | ALLSEATING
GSA SIN | 33721

BASE PRICE | \$712
79189-NA

Grade 1	Grade 2/ COM	Grade 3	Grade 4/COL	Grade 5	Grade 6	Grade 7	Grade 8	Leather 1	Leather 2	Leather 3
\$712	\$768	\$804	\$852	\$894	\$968	\$1,052	\$1,146	\$1,351	\$1,442	\$1,716

FEATURES

- 4.25" cylinder
- Black nylon base
- Molded seat foam with upholstered stitch detail
- For arm features and travel specifications, see page 16
- Carpet casters
- 24|7 Warranty on Synchro Tilt (40) mechanism, options included are T2 arms and Seat Slider. For more details see page 161

DIMENSIONS

- Overall [Synchro Tilt]: 38.75"- 43"H | 28.5"W | 28.5"D
- Overall [Deluxe Tilt J-Bar]: 40.75"-45"H | 28.5" W | 28.5"D
- Overall [Basic Synchro Tilt]: 39.25"-43.5"H | 28.5"W | 28.5"D
- Seat [Synchro Tilt]: 16.75"-21"H | 20"W | 19.5"D
- Seat [Deluxe Tilt J-Bar]: 17"- 21.25"H | 20"W | 19.5"D
- Seat [Basic Synchro Tilt]: 17"-21.5"H | 20"W | 19.5"D
- Back: 21"H | 19"W
- COM Full: 2 yd.

NOTES

- Ships knocked down.
- For BW and FA Freight Options, minimum quantities apply, please check with Sales Support for details.
- All other features are dependant on the control specified. Please refer to Control Choice on page 8 for full description of available features.
- Tension is adjustable on OHC and OHH casters to accommodate various surfaces
- This product meets the requirements set forth in ANSI/BIFMA X5.1-2011 and is warranted for users up to 350 lbs.
- Dimensions are dependant on options selected. Product can be configured to comply with BIFMA G1-2002 guidelines.
- Smoke Finish | L2, T2 and 4D arms are the only arms available in Smoke and will match base when selected
- If requiring a 3" seat slider, please specify with code SE rather than SS
- ***Composite base and casters will be substituted if LS is selected.

SERIES	79	Inertia Upholstered	QS	\$
BACK STYLE	1	Highback	•	-
CONTROL	89	Basic Synchro Tilt (BT-4)	•	-
	40	Synchro Tilt (ST)	•	\$78
	80	Deluxe Tilt J-Bar (DJ)	•	\$168
ARM	NA	No Arm	•	-
	CA	Conference Arm (Not Available with Deluxe Tilt J-Bar, AWK, or AWL)	•	\$48
	L2	Dual Function Arm [Not Available with AWK or AWL]	•	\$95
	T2	Task 2 Arm	•	\$115
	4D	4 Dimensional Arm	•	\$130
	MF	Multi-functional Arm [Width Adjustment Not Included]	•	\$158
	T7	Ergonomic Task Arm [Includes AWK]	•	\$295
FRAME FINISH	BKN	Black Nylon	•	-
	SKN	Smoke Nylon (Available arms L2, T2, 4D)	•	\$48
	BRN	Birch Nylon [Available arms T2, 4D, L2, and T7]	•	\$48
OPTIONS	SC	Sit to Counter (Black frame and Synchro Tilt only)	•	\$138
	AWK	Adjustable Width Bracket [Knob][Not Included with MF Arm]	•	\$30
	AWL	Adjustment Width Bracket [Lever][Not Included with MF Arm]	•	\$40
	LH	65mm (2.5") Dual Surface Casters	•	\$32
	OHH	OH Dual Surface Casters [adjustable]	•	\$95
	OHC	OH Carpet Casters [adjustable]	•	\$63
	BC	Birch 65mm (2.5") Dual Surface Casters	•	\$32
	HAB	High Profile Aluminum Base w/65mm Casters	•	\$65
	SS	Seat Slider (Standard 2.5" range) (not available with SC option)	•	\$85
	SE	Extended 3" Seat Slider [N/A with IES or SC]	•	\$85
	BHA	Back Height Adjustment with (BT-4) Control		N/A
	BHA	Back Height Adjustment with (DJ) Control		-
	BHA	Back Height Adjustment with (ST) Control		\$90
	IES	Inertia Ergonomic Small Seat (16"D 19"W)		-
	LS	Low Seat Height with 5" Travel***		\$53
	HS	High Cylinder 5.5"****		-
	CL	CAL TB133		\$95
FREIGHT OPTIONS	KD	Knocked Down		-
	BW	Blanket Wrapped - Fully Assembled [25 unit minimum]		\$75
	FA	Fully Assembled in Carton [25 unit minimum]		\$115
FREIGHT REQUIREMENTS	AS	Allseating Standard		-
	FQ	Special Freight Instructions (Call for Quote)		VAR
	GD	Guaranteed Delivery Date and Time (Call for Quote)		VAR

TO ORDER SIMPLY FILL IN THE BLANKS

79	1						
SERIES	BACK STYLE	CONTROL	ARM	OPTIONS For additional options separate with (-) hyphen.	FREIGHT OPTION	FREIGHT REQUIREMENTS	FABRIC CODE Please refer to allseating.com for fabric codes.



INERTIA® UPHOLSTERED EXTRA HIGHBACK

DESIGN | ALLSEATING
OPEN MARKET

BASE PRICE | \$797
79289-NA

Grade 1	Grade 2/ COM	Grade 3	Grade 4/COL	Grade 5	Grade 6	Grade 7	Grade 8	Leather 1	Leather 2	Leather 3
\$797	\$853	\$889	\$937	\$979	\$1,053	\$1,137	\$1,231	\$1,436	\$1,527	\$1,801

FEATURES

- 4.25" cylinder
- Black nylon base
- Molded seat foam with upholstered stitch detail
- For arm features and travel specifications, see page 16
- Carpet casters
- 24|7 Warranty on Synchro Tilt (40) mechanism, options included are T2 arms and Seat Slider. For more details see page 161

DIMENSIONS

- Overall [Synchro Tilt]: 38.75"- 43"H | 28.5"W | 28.5"D
- Overall [Deluxe Tilt J-Bar]: 40.75"-45"H | 28.5" W | 28.5"D
- Overall [Basic Synchro Tilt]: 39.25"- 43.5"H | 28.5"W | 28.5"D
- Seat [Synchro Tilt]: 16.75"-21"H | 20"W | 19.5"D
- Seat [Deluxe Tilt J-Bar]: 17"- 21.25"H | 20"W | 19.5"D
- Seat [Basic Synchro Tilt]: 17"-21.5"H | 20"W | 19.5"D
- Back: 21"H | 19"W
- COM Full: 2 yd.

NOTES

- Ships knocked down.
- For BW and FA Freight Options, minimum quantities apply, please check with Sales Support for details.
- All other features are dependant on the control specified. Please refer to Control Choice on page 8 for full description of available features.
- Tension is adjustable on OHC and OHH casters to accommodate various surfaces
- This product meets the requirements set forth in ANSI/BIFMA X5.1-2011 and is warranted for users up to 350 lbs.
- Dimensions are dependant on options selected. Product can be configured to comply with BIFMA G1-2002 guidelines.
- Smoke Finish | L2, T2 and 4D arms are the only arms available in Smoke and will match base when selected
- If requiring a 3" seat slider, please specify with code SE rather than SS
- ***Composite base and casters will be substituted if LS is selected.

SERIES	79	Inertia Upholstered	QS	\$
BACK STYLE	2	Extra Highback	•	-
CONTROL	89	Basic Synchro Tilt (BT-4)	•	-
	40	Synchro Tilt (ST)	•	\$78
	80	Deluxe Tilt J-Bar (DJ)	•	\$168
ARM	NA	No Arm	•	-
	CA	Conference Arm (Not Available with Deluxe Tilt J-Bar, AWK, or AWL)	•	\$48
	L2	Dual Function Arm [Not Available with AWK or AWL]	•	\$95
	T2	Task 2 Arm	•	\$115
	4D	4 Dimensional Arm	•	\$130
	MF	Multi-functional Arm [Width Adjustment Not Included]	•	\$158
	T7	Ergonomic Task Arm [Includes AWK]	•	\$295
FRAME FINISH	BKN	Black Nylon	•	-
	SKN	Smoke Nylon (Available arms L2, T2, 4D)	•	\$48
	BRN	Birch Nylon [Available arms T2, 4D, L2, and T7]	•	\$48
OPTIONS	SC	Sit to Counter (Black frame and Synchro Tilt only)	•	\$138
	AWK	Adjustable Width Bracket [Knob][Not Included with MF Arm]	•	\$30
	AWL	Adjustment Width Bracket [Lever][Not Included with MF Arm]	•	\$40
	LH	65mm (2.5") Dual Surface Casters	•	\$32
	OHH	OH Dual Surface Casters [adjustable]	•	\$95
	OHC	OH Carpet Casters [adjustable]	•	\$63
	BC	Birch 65mm (2.5") Dual Surface Casters	•	\$32
	HAB	High Profile Aluminum Base w/65mm Casters	•	\$65
	SS	Seat Slider (Standard 2.5" range) (not available with SC option)	•	\$85
	SE	Extended 3" Seat Slider [N/A with IES or SC]	•	\$85
	BHA	Back Height Adjustment with (BT-4) Control		N/A
	BHA	Back Height Adjustment with (DJ) Control		-
	BHA	Back Height Adjustment with (ST) Control		\$90
	IES	Inertia Ergonomic Small Seat (16"D 19"W)		-
	LS	Low Seat Height with 5" Travel***		\$53
	HS	High Cylinder 5.5"****		-
	CL	CAL TB133		\$95
FREIGHT OPTIONS	KD	Knocked Down		-
	BW	Blanket Wrapped - Fully Assembled [25 unit minimum]		\$75
	FA	Fully Assembled in Carton [25 unit minimum]		\$115
FREIGHT REQUIREMENTS	AS	Allseating Standard		-
	FQ	Special Freight Instructions (Call for Quote)		VAR
	GD	Guaranteed Delivery Date and Time (Call for Quote)		VAR

TO ORDER SIMPLY FILL IN THE BLANKS

79	1						
SERIES	BACK STYLE	CONTROL	ARM	OPTIONS For additional options separate with (-) hyphen.	FREIGHT OPTION	FREIGHT REQUIREMENTS	FABRIC CODE Please refer to allseating.com for fabric codes.

INFO
PILLOWS
ASTUTE
AILES
CHIROFORM
DOVE
EIGHTY TWO
ENTAIL
EXCHANGE
FLUID
FOSTER
HALSA
INERTIA
INMATE
JIF
L1
LEVO
MANTRA
PRATA
PRESTO
RAINBOW
REQUISITE
THERAPOD
TUCK
WATSON
YOU
ZIP



INERTIA[®] UPHOLSTERED +PLUS

DESIGN | ALLSEATING
GSA SIN | 33721

BASE PRICE | \$838
79440-NA

Grade 1	Grade 2/ COM	Grade 3	Grade 4/COL	Grade 5	Grade 6	Grade 7	Grade 8	Leather 1	Leather 2	Leather 3
\$838	\$894	\$930	\$978	\$1,020	\$1,094	\$1,178	\$1,272	\$1,477	\$1,568	\$1,842

FEATURES

- 4.25" cylinder
- Black nylon base
- Molded seat foam with stitched upholstery detail
- For arm features and travel specifications, see page 16
- Carpet casters

DIMENSIONS

- Overall [Synchro Tilt]: 42.5"- 46.75"H | 28.5"W | 28.5"D
- Seat: 18"- 22.25"H | 22"W | 20.5"D
- Back: 24"H | 22.5"W
- COM Full: 2 yd.

NOTES

- Ships knocked down.
- For BW and FA Freight Options, minimum quantities apply, please check with Sales Support for details.
- All other features are dependant on the control specified. Please refer to Control Choice on page 8 for full description of available features.
- Tension is adjustable on OHC and OHH casters to accommodate various surfaces
- This product meets the requirements set forth in ANSI/ BIFMA X5.1-2011 and is warranted for users up to 350 lbs.
- Dimensions are dependant on options selected. Product can be configured to comply with BIFMA G1-2002 guidelines.
- ***Composite base will be substituted if these options are selected.

SERIES	79	Inertia Upholstered	QS	\$
BACK STYLE	4	+Plus	•	-
CONTROL	40	Synchro Tilt (ST)	•	-
ARM	NA	No Arm	•	-
	CA	Conference Arm [Not Available with AWK or AWL]	•	\$48
	T2	Task 2 Arm	•	\$115
	4D	4 Dimensional Arm	•	\$130
	MF	Multi-functional Arm [Width Adjustment Not Included]	•	\$158
	T7	Ergonomic Task Arm [Includes AWK]	•	\$295
OPTIONS	AWK	Adjustable Width Bracket [Knob][Not Included with MF Arm]	•	\$30
	AWL	Adjustment Width Bracket [Lever][Not Included with MF Arm]	•	\$40
	SS	Seat Slider (Standard 2.5" range) (not available with SC option)	•	\$85
	LH	65mm (2.5") Dual Surface Casters	•	\$32
	OHH	OH Dual Surface Casters [adjustable]	•	\$95
	OHC	OH Carpet Casters [adjustable]	•	\$63
	HAB	High Profile Aluminum Base w/65mm Casters (Black frame only)	•	\$65
	CL	CAL TB133	•	\$95
FREIGHT OPTIONS	KD	Knocked Down		-
	BW	Blanket Wrapped - Fully Assembled [25 unit minimum]		\$75
	FA	Fully Assembled in Carton [25 unit minimum]		\$115
FREIGHT REQUIREMENTS	AS	Allseating Standard		-
	FQ	Special Freight Instructions (Call for Quote)		VAR
	GD	Guaranteed Delivery Date and Time (Call for Quote)		VAR

TO ORDER SIMPLY FILL IN THE BLANKS

79	-	4	-	40	-		-		-		-			
SERIES		BACK STYLE		CONTROL		ARM		OPTIONS		FREIGHT OPTION		FREIGHT REQUIREMENTS		FABRIC CODE
								For additional options separate with (-) hyphen.						Please refer to allseating.com for fabric codes.



INERTIA[®] UPHOLSTERED STOOL

DESIGN | ALLSEATING
GSA SIN | 33721

BASE PRICE | \$770
79019-NA

Grade 1	Grade 2/ COM	Grade 3	Grade 4/COL	Grade 5	Grade 6	Grade 7	Grade 8	Leather 1	Leather 2	Leather 3
\$770	\$819	\$851	\$893	\$929	\$994	\$1,068	\$1,150	\$1,329	\$1,409	\$1,649

FEATURES

- 8" cylinder
- Composite base
- Molded seat foam with stitched upholstery detail
- For arm features and travel specifications, see page 16
- Adjustable foot ring
- Carpet casters
- Includes height adjustable foot ring

DIMENSIONS

- Overall [Basic Stool]: 38"- 45.5"H | 28"W | 28"D
- Seat [Basic Stool]: 20.25"- 27.75"H | 20"W | 19.5"D
- Overall [10" Stool]: 38.5"-48.5"H | 27"W | 27"D
- Seat [10" Stool]: 20.75"-30.75"H | 20"W | 19.5"D
- Back: 19"H | 19"W
- COM Full: 1.75 yd.

SERIES	79	Inertia Upholstered	QS	\$
BACK STYLE	0	Midback	•	-
CONTROL	19	Basic Stool [B2]	•	-
ARM	NA	No Arm	•	-
	T2	Task 2 Arm	•	\$115
	4D	4 Dimensional Arm	•	\$130
	MF	Multi-functional Arm [Width Adjustment Not Included]	•	\$158
FRAME FINISH	BKN	Black Nylon	•	-
	SKN	Smoke Nylon (Available arms L2, T2, 4D)		\$48
	BRN	Birch Nylon [Available arms T2, 4D, L2, and T7]		\$48
OPTIONS	AWL	Adjustment Width Bracket [Lever][Not Included with MF Arm]	•	\$40
	H	Dual Surface Casters [10" Stool Only]	•	\$30
	LH	Dual Surface Casters [8" Stool Only]	•	\$32
	OHH	OH Dual Surface Casters [adjustable]	•	\$95
	OHC	OH Carpet Casters [adjustable]	•	\$63
	G	Glides [10" Stool Only]	•	\$30
	AB	Aluminum Base	•	\$65
	SS	Seat Slider [Available on 8" Cylinder Only]	•	\$85
	10	10" Stool Package	•	\$36
	IES	Inertia Ergonomic Small Seat [16"D 19"W]		-
FREIGHT OPTIONS	CL	CAL TB133		\$95
	KD	Knocked Down		-
	BW	Blanket Wrapped - Fully Assembled [25 unit minimum]		\$75
	FA	Fully Assembled in Carton [25 unit minimum]		\$115
FREIGHT REQUIREMENTS	AS	Allseating Standard		-
	FQ	Special Freight Instructions [Call for Quote]		VAR
	GD	Guaranteed Delivery Date and Time [Call for Quote]		VAR

NOTES

- Ships knocked down.
- For BW and FA Freight Options, minimum quantities apply, please check with Sales Support for details.
- Tension is adjustable on OHC and OHH casters to accommodate various surfaces
- This product meets the requirements set forth in ANSI/ BIFMA X5.1-2011 and is warranted for users up to 350 lbs.
- Dimensions are dependant on options selected. Product can be configured to comply with BIFMA G1-2002 guidelines.

TO ORDER SIMPLY FILL IN THE BLANKS

79	-	0	-	19	-		-		-		-		-	
SERIES		BACK STYLE		CONTROL		ARM		OPTIONS		FREIGHT OPTION		FREIGHT REQUIREMENTS		FABRIC CODE
								For additional options separate with (-) hyphen.						Please refer to allseating.com for fabric codes.



INERTIA[®] UPHOLSTERED GUEST

DESIGN | ALLSEATING
GSA SIN | 33721

BASE PRICE | \$420
79054-NA

CODE	Grade 1	Grade 2/ COM	Grade 3	Grade 4/ COL	Grade 5	Grade 6	Grade 7	Grade 8	Leather 1	Leather 2	Leather 3
79054	\$420	\$462	\$489	\$525	\$557	\$612	\$675	\$746	\$899	\$968	\$1,173
79454	\$450	\$499	\$531	\$573	\$609	\$674	\$748	\$830	\$1,009	\$1,089	\$1,329

FEATURES

- Upholstered seat
- Wall-saving designed frame
- Black non-marring glides
- Stacks 10 on a dolly
- Stacks 5 on the floor
- Stacks 2 high with casters

DIMENSIONS

- Side Overall NA: 32"H | 18"W | 24"D
- Side Overall WA: 32"H | 24"W | 24"D
- Seat: 17.5"H | 18"W | 18.5"D
- Back: 14.5"H | 18"W
- COM Full: 1.5 yd.
- +Plus Overall NA: 32"H | 20"W | 24"D
- +Plus Overall WA: 32"H | 26"W | 24"D
- +Plus Seat: 17.5"H | 19"W | 18.5"D
- +Plus Back: 14.5"H | 20"W
- +Plus COM Full: 1.75 yd.
- Dolly-10: 48"H | 22"W | 32"D
- Dolly-10 Fully Loaded: 66"H | 24"W | 36"D

SERIES	79	Inertia Upholstered	QS	\$
BACK STYLE	0	Midback	•	VAR
	4	+Plus	•	VAR
LEG	54	4 Leg	•	-
ARM	NA	No Arm	•	-
	WA	Inertia Guest Arm	•	\$45
FRAME FINISH	SIL	Silver	•	-
	BK	Black	•	-
	GM	Metallic Gunmetal	•	-
OPTIONS	CA	Carpet Casters	•	\$48
	TC	Dual Casters	•	\$55
	GBWA	Ganging Brackets with Arms	•	\$35
	GBNA	Ganging Brackets No Arms	•	\$35
	CL	CAL TB133	•	\$95
FREIGHT OPTIONS	FA	Fully Assembled in Carton [25 unit minimum]		-
	BW	Blanket Wrapped - Fully Assembled [25 unit minimum]		\$35
FREIGHT REQUIREMENTS	AS	Allseating Standard		-
	FQ	Special Freight Instructions (Call for Quote)		VAR
	GD	Guaranteed Delivery Date and Time (Call for Quote)		VAR

	Inertia Dolly -10	(N/A for +Plus) Please ensure Dolly has separate model/line item with quantities specified		\$355
--	--------------------------	---	--	-------

NOTES

- For orders of less than 2, a cartoning surcharge of \$22 net will be incurred per order.
- Inertia Dolly-10 not available for +Plus Side.
- This product meets the requirements set forth in ANSI/BIFMA X5.1-2011 and is warranted for users up to 350 lbs.

TO ORDER SIMPLY FILL IN THE BLANKS

79		54						
SERIES	BACK STYLE	LEG	ARM	FRAME FINISH	OPTIONS For additional options separate with (-) hyphen.	FREIGHT OPTION	FREIGHT REQUIREMENTS	FABRIC CODE Please refer to allseating.com for fabric codes.



INERTIA[®] UPHOLSTERED BAR STOOL

DESIGN | ALLSEATING
GSA SIN | 33721

BASE PRICE | \$495
79056-NA

Grade 1	Grade 2/ COM	Grade 3	Grade 4/COL	Grade 5	Grade 6	Grade 7	Grade 8	Leather 1	Leather 2	Leather 3
\$495	\$537	\$564	\$600	\$632	\$687	\$750	\$821	\$974	\$1,043	\$1,248

FEATURES

- Upholstered seat and back
- Wall-saving designed frame
- Black non-marring glides

DIMENSIONS

- Overall NA: 43.5"H | 21"W | 25"D
- Overall WA: 43.5"H | 24"W | 25"D
- Seat: 29"H | 17"W | 18.5"D
- Back: 14.5"H | 18"W
- COM Full: 1.5 yds.

SERIES	79	Inertia Upholstered	QS	\$
BACK STYLE	0	Midback		-
LEG	56	Bar Stool		-
ARM	NA	No Arm		-
	WA	Inertia Barstool Arm		\$45
FRAME FINISH	SIL	Silver		-
	BK	Black		-
	GM	Metallic Gunmetal		-
OPTIONS	CL	CAL TB133		\$95
FREIGHT OPTIONS	FA	Fully Assembled in Carton		-
	BW	Blanket Wrapped - Fully Assembled [25 unit minimum]		\$35
FREIGHT REQUIREMENTS	AS	Allseating Standard		-
	FQ	Special Freight Instructions (Call for Quote)		VAR
	GD	Guaranteed Delivery Date and Time (Call for Quote)		VAR

NOTES

- Ships 1 per box.
- This product meets the requirements set forth in ANSI/BIFMA X5.1-2011 and is warranted for users up to 350 lbs.
- Dimensions are dependant on options selected. Product can be configured to comply with BIFMA G1-2002 Guidelines.

TO ORDER SIMPLY FILL IN THE BLANKS

79 -
 0 -
 56 -
 -
 -
 -
 -
 -

SERIES **BACK STYLE** **LEG** **ARM** **FRAME FINISH** **OPTIONS** **FREIGHT OPTION** **FREIGHT REQUIREMENTS** **FABRIC CODE**
For additional options separate with (-) hyphen. Please refer to allseating.com for fabric codes.

INFO
PILLOWS
ASTUTE
AILES
CHIROFORM
DOVE
EIGHTY TWO
ENTAIL
EXCHANGE
FLUID
FOSTER
HALSA
INERTIA
INNATE
JIF
L1
LEVO
MANTRA
PRATA
PRESTO
RAINBOW
REQUISITE
THERAPOD
TUCK
WATSON
YOU
ZIP

INNATE® MIDBACK

DESIGN | TODD YETMAN



FEATURES

- 4.5" cylinder
- Molded seat foam
- Adjustable lumbar included
- Optional Birch frame and base features black mechanism and black carpet casters
- Integrated seat slider
- Optional adjustable headrest [fabric will match rest of chair]

DIMENSIONS

Weight Activated Mechanism

- Overall No Headrest: 37.5"-41.5" H | 26.75" W | 29" D
- Overall With Headrest: 46.5"-50.5" H | 26.75" W | 29" D
- Seat: 16.5" - 20.25" H | 19.75" W | 18.5" D [PAN] | 16.75"-18.75" [FROM LUMBAR]
- Back: 20.5" H | 17.5" W

Synchro Tilt Mechanism

- Overall No Headrest: 37.75"-41.75" H | 26.25" W | 29" D
- Overall With Headrest: 46.75"-50.75" H | 26.25" W | 29" D
- Seat: 16.75" - 20.5" H | 19.75" W | 18.5" D [PAN] | 16.75"-18.75" [FROM LUMBAR]
- Back: 20.5" H | 17.5" W
- COM Seat and Back: 1.5 yards
- COM Headrest: 0.25 yards

NOTES

- Ships knocked down
- For BW and FA Freight Options minimum quantities apply, please check with Sales Support for details.
- This product meets the requirements set forth in ANSI/BIFMA X5.1-2011 and is warranted for users up to 350 lbs.

BASE PRICE | \$1,195

62034-N2

CODE	Grade 1	Grade 2/ COM	Grade 3	Grade 4/ COL	Grade 5	Grade 6	Grade 7	Grade 8	Leather 1	Leather 2	Leather 3
62034-N2	\$1,195	\$1,237	\$1,264	\$1,300	\$1,332	\$1,387	\$1,450	\$1,521	\$1,674	\$1,743	\$1,948
62042-N3	\$1,450	\$1,492	\$1,519	\$1,555	\$1,587	\$1,642	\$1,705	\$1,776	\$1,929	\$1,998	\$2,203
Headrest	\$250	\$257	\$262	\$268	\$273	\$282	\$293	\$304	\$330	\$341	\$376

SERIES	62	Innate	QS	\$
BACK STYLE	0	Midback		-
CONTROL	34	Synchro Tilt [Includes Integrated Seat Slider]		-
	42	Weight Activated [Includes Integrated Seat Slider]		-
ARM	N2	Innate Height and Width Adjustable Arm [34 Mech Only]		-
	N3	Innate Ergonomic Arm [42 Mech Only]		-
FRAME FINISH	BKN	Black		-
	BRN	Birch		\$65
OPTIONS	HR	Headrest		VAR
	LH	65mm [2.5"] Black Dual Surface Casters		\$32
	BC	65mm [2.5"] Birch Dual Surface Casters		\$32
	OHH	OH Dual Surface Casters [adjustable]		\$95
	OHC	OH Carpet Casters [adjustable]		\$63
FREIGHT OPTIONS	KD	Knocked Down		-
	BW	Blanket Wrapped - Fully Assembled [not available when Birch Casters BC option selected]		\$75
	FA	Fully Assembled in Carton		\$115
FREIGHT REQUIREMENTS	AS	Allseating Standard		-
	FQ	Special Freight Instructions [Call for Quote]		VAR
	GD	Guaranteed Delivery Date and Time [Call for Quote]		VAR

TO ORDER SIMPLY FILL IN THE BLANKS

- - - - - - - - -

SERIES **BACK STYLE** **CONTROL** **ARM** **FRAME FINISH** **OPTION** **FREIGHT OPTION** **FREIGHT REQUIREMENTS** **FABRIC CODE**
 Please refer to allseating.com for fabric codes.

INFO
PILLOWS
ASTUTE
AILES
CHIROFORM
DOVE
EIGHTY TWO
ENTAIL
EXCHANGE
FLUID
FOSTER
HALSA
INERTIA
INNATE
JIF
L1
LEVO
MANTRA
PRATA
PRESTO
RAINBOW
REQUISITE
THERAPOD
TUCK
WATSON
YOU
ZIP

JIF® STOOL

DESIGN | AARON DUKE
GSA SIN | 33721



BASE PRICE | \$555
28060

Grade 1	Grade 2/ COM	Grade 3	Grade 4/COL	Grade 5	Grade 6	Grade 7	Grade 8	Leather 1	Leather 2	Leather 3
\$555	\$619	\$661	\$716	\$764	\$849	\$946	\$1,054	\$1,290	\$1,395	\$1,710

FEATURES

- Waterfall edge
- Optional contrast stitching
- Dual upholstery
- Handle featured in fabric specified for bottom
- Still or Sway base

SERIES	28	Jif	QS	\$
BACK STYLE	0	Standard	•	-
BASE	60	Still Base	•	VAR
	61	Sway Base	•	VAR
OPTIONS	CS	Contrast Stitching	•	-
FREIGHT OPTIONS	FA	Fully Assembled	•	-
	BW	Blanket Wrapped [25 Unit Minimum]	•	\$35
FREIGHT REQUIREMENTS	AS	Allseating Standard		-
	FQ	Special Freight Instructions (Call for Quote)		VAR
	GD	Guaranteed Delivery Date and Time (Call for Quote)		VAR

DIMENSIONS

- Overall: 17"H | 19.5"W
- COM Full – 2.5 yards
- COM Top – 0.75 yards
- COM Bottom – 2 yards

NOTES

- This product meets the requirements set forth in ANSI/BIFMA X5.1-2011 and is warranted for users up to 350 lbs.
- For Contrast Stitching on single upholstery, please provide details to order entry, otherwise Allseating will select at their discretion.

TO ORDER SIMPLY FILL IN THE BLANKS

28	-	0	-		-		-		-		-			
SERIES		BACK STYLE		BASE		OPTIONS For additional options separate with (-) hyphen.		FREIGHT OPTION		FABRIC CODE - TOP Please refer to allseating.com for fabric codes.		FREIGHT REQUIREMENTS		FABRIC CODE Please refer to allseating.com for fabric codes.



L1[®] MIDBACK

DESIGN | ALLSEATING
OPEN MARKET

FEATURES

- 4.5" cylinder
- Birch frame and base features black mechanism and black carpet casters
- Molded seat foam
- Optional 2.5" seat slider
- Optional adjustable headrest [fabric matches seat]
- Optional adjustable lumbar
- Headrest and Lumbar cannot be field installed
- For arm details and travel specifications, see page 17
- Sit to counter includes height adjustable foot ring

DIMENSIONS

- Overall [Synchro Tilt]: 38.5" - 43" H | 27.5" W | 27.5" D
- Seat [Synchro Tilt]: 15.5" - 20" H | 20" W | 20" D
- Back: 22" H | 19.5" W
- COM Seat: 0.75 yd

NOTES

- Ships knocked down
- For BW and FA Freight Options minimum quantities apply, please check with Sales Support for details.
- This product meets the requirements set forth in ANSI/BIFMA X5.1-2011 and is warranted for users up to 350 lbs.
- For M2 and M9 mesh see page 22 for model codes

BASE PRICE \$570											
L1024-NA											
CODE	Grade 1	Grade 2/COM	Grade 3	Grade 4/COL	Grade 5	Grade 6	Grade 7	Grade 8	Leather 1	Leather 2	Leather 3
L1024	\$570	\$591	\$605	\$623	\$638	\$666	\$698	\$733	\$810	\$844	\$947
UPH	\$100	\$128	\$146	\$170	\$191	\$228	\$270	\$317	\$420	\$465	\$602
HEADREST	\$80	\$87	\$92	\$98	\$103	\$112	\$123	\$134	\$160	\$171	\$206

SERIES	L1	L1	QS	\$
BACK STYLE	0	Midback		-
CONTROL	24	Synchro Tilt [ST]		-
ARM	NA	No Arm		-
	CA	Fixed Conference Arm [Black Frame Only Not Available with AWL]		\$80
	WA	With Arm		\$110
	PV	Pivot Arm		\$125
ARM CAP	PB	L1 Arm Black Polyurethane Cap		-
	PR	L1 Arm Birch Polyurethane Cap		-
FRAME FINISH	BRN	Birch		\$48
	BKN	Black		-
BACK TYPE	10C	M10 Mesh Charcoal		-
	10N	M10 Mesh Nickle		-
	10F	M10 Mesh Fog		-
	10B	M10 Mesh Black		-
	M2	M2 Mesh		\$68
	M9	M9 Mesh		\$68
	UPH	Upholstered Back [Not Available with LU or HR]		VAR
OPTIONS [BASE]	RB	Birch Base		-
	KB	Black Base		-
	AB	Aluminum Base		\$65
OPTIONS [OTHER]	AWL	Adjustable Width Bracket Lever		\$37
	HR	Headrest [cannot be installed in field, fabric matches seat fabric, N/A with UPH]		VAR
	LU	Adjustable Lumbar [cannot be installed in field, N/A with UPH]		-
	SS	Seat Slider [Standard 2" range] [not available with SC option]		\$53
	LH	65mm [2.5"] Dual Surface Casters [BKN or SKN only, will match frame finish selection]		\$32
	OHH	OH Dual Surface Casters [adjustable]		\$95
	OHC	OH Carpet Casters [adjustable]		\$63
	BC	Birch 65mm [2.5"] Dual Surface Casters [Available with birch frame only not available with Blanket Wrap]		\$32
	SC	Sit to Counter		\$138
	HS	High Cylinder 5.5" **		-
FREIGHT OPTIONS	KD	Knocked Down		-
	BW	Blanket Wrapped - Fully Assembled [not available when Birch Casters BC option selected]		\$75
	FA	Fully Assembled in Carton		\$115
FREIGHT REQUIREMENTS	AS	Allseating Standard		-
	FQ	Special Freight Instructions [Call for Quote]		VAR
	GD	Guaranteed Delivery Date and Time [Call for Quote]		VAR

TO ORDER SIMPLY FILL IN THE BLANKS

L1	-	0	-	24	-		-	BRN	-		-		-		-		-			
SERIES		BACK STYLE		CONTROL		ARM + ARM CAP		FRAME FINISH		BACK MESH		OPTION [BASE]		OPTION		FREIGHT OPTION		FREIGHT REQUIREMENTS		FABRIC CODE

Please refer to allseating.com for fabric codes.



INFO
PILLOWS
ASTUTE
AILES
CHIROFORM
DONE
EIGHTY TWO
ENTAIL
EXCHANGE
FLUID
FOSTER
HALSA
INERTIA
INMATE
JIF
L1
LEVO
MANTRA
PRATA
PRESTO
RAINBOW
REQUISITE
THERAPOD
TUCK
WATSON
YOU
ZIP



LEVO® MIDBACK

DESIGN | FIG 40
GSA SIN | 33721

BASE PRICE \$735										
47040-NA										
Grade 1	Grade 2/COM	Grade 3	Grade 4/COL	Grade 5	Grade 6	Grade 7	Grade 8	Leather 1	Leather 2	Leather 3
\$735	\$756	\$770	\$788	\$803	\$831	\$863	\$898	\$975	\$1,009	\$1,112

FEATURES

- 4.5" cylinder.
- Black, Smoke or Birch frame and base
- Molded seat foam with stitched upholstery detail
- Y-shaped back and 3-point pivot system supports every move
- Proprietary hands-on back adjustment system, providing lumbar support at 5 intervals
- For arm details and travel specifications, see page 16
- Birch frame features black mechanism and black carpet casters
- Sit to counter includes height adjustable foot ring

DIMENSIONS

- Overall [Synchro Tilt]: 38.5" - 43" H | 27.5" W | 27.5" D
- Seat [Synchro Tilt]: 15.5" - 20" H | 20" W | 20" D
- Back: 22" H | 19.5" W
- COM Seat: 0.75 yd

NOTES

- Ships knocked down
- For BW and FA Freight Options minimum quantities apply, please check with Sales Support for details.
- Tension is adjustable on OHC and OHH casters to accommodate various surfaces
- This product meets the requirements set forth in
- ANSI/BIFMA X5.1-2011 and is warranted for users up to 325 lbs.
- If requiring a 3" seat slider, one can be specified with the Synchro Tilt [ST 40] mechanism only, please specify with code SE rather than SS.
- *Arms, base and casters will match frame finish selection.
- **Base and casters will be substituted when HS option or Stool Package is selected.
- For mesh model code see page 22.

SERIES	47	Levo	QS	\$
BACK STYLE	0	Midback		-
CONTROL	40	Synchro Tilt [ST]		-
	46	Dynamic Synchro w/ Seat Slider (Self-Weighted)		\$85
	89	Basic Synchro Tilt [BST]		-\$78
ARM	NA	No Arm		-
	L2	Dual Function Arm [Not Available with AWK or AWL]		\$95
	T2	Task 2 Arm [Configured with L2 Arm Pad]		\$115
	4D	4 Dimensional Arm		\$130
	T7	Ergonomic Task Arm [Includes AWK]		\$295
FRAME FINISH*	BKN	Black		-
	SKN	Smoke [not available with T7 arm]		\$48
	BRN	Birch [not available with 4D arm]		\$48
BACK MESH	M1	M1 Mesh		-
[see page 22 for codes]	M9	M9 Mesh		\$63
OPTIONS	SC	Sit to Counter [Synchro Tilt only]		\$138
	SS	Seat Slider [Standard 2.5" range; not available with SC option]		\$85
	LH	65mm [2.5"] Hard Surface Casters [BKN or SKN only]		\$32
	BC	Birch 65mm [2.5"] Dual Surface Casters [Cannot be shipped BW]		\$32
	OHH	OH Hard Surface Casters [adjustable]		\$95
	OHC	OH Carpet Casters [adjustable]		\$63
	AWK	Adjustable Width Bracket Knob		\$30
	AWL	Adjustable Width Bracket Lever		\$40
	HS	High Cylinder 5.5"		-
	AB	Aluminum Base		\$65
FREIGHT OPTIONS	KD	Knocked Down		-
	BW	Blanket Wrapped - Fully Assembled [25 Units Minimum]		\$75
	FA	Fully Assembled in Carton [25 Unit Minimum]		\$115
FREIGHT REQUIREMENTS	AS	Allseating Standard		-
	FQ	Special Freight Instructions [Call for Quote]		VAR
	GD	Guaranteed Delivery Date and Time [Call for Quote]		VAR

TO ORDER SIMPLY FILL IN THE BLANKS

47	0								
SERIES	BACK STYLE	CONTROL	ARM	FRAME FINISH	BACK MESH	OPTIONS For additional options separate with (-) hyphen.	FREIGHT OPTION	FREIGHT REQUIREMENTS	FABRIC CODE Please refer to allseating.com for fabric codes.

INFO
PILONS
ASTUTE
AILES
CHIROFORM
DOVE
EIGHTY TWO
ENTAIL
EXCHANGE
FLUID
FOSTER
HALSA
INERTIA
INNATE
JIF
L1
LEVO
MANTRA
PRATA
PRESTO
RAINBOW
REQUISITE
THERAPOD
TUCK
WATSON
YOU
ZIP



LEVO® STOOL

DESIGN | FIG 40
GSA SIN | 33721

BASE PRICE \$803										
47019-NA										
Grade 1	Grade 2/ COM	Grade 3	Grade 4/COL	Grade 5	Grade 6	Grade 7	Grade 8	Leather 1	Leather 2	Leather 3
\$803	\$824	\$838	\$856	\$871	\$899	\$931	\$966	\$1,043	\$1,077	\$1,180

FEATURES

- 4.5" cylinder.
- Black, Smoke or Birch frame and base
- Molded seat foam with stitched upholstery detail
- Y-shaped back and 3-point pivot system supports every move
- Proprietary hands-on back adjustment system, providing lumbar support at 5 intervals
- For arm details and travel specifications, see page 16
- Birch frame features black mechanism and black carpet casters
- Includes height adjustable foot ring

DIMENSIONS

- Overall 8" [Synchro Tilt]: 43.25" - 50.75" H | 27.5" W | 27.5" D
- Seat 8" [Synchro Tilt]: 20.25" - 27.75" H | 20" W | 20" D
- Overall 10" [Synchro Tilt]: 43.5" - 53.75" H | 27.5" W | 27.5" D
- Seat 8" [Synchro Tilt]: 20.5" - 30.75" H | 20" W | 20" D
- Back: 22" H | 19.5" W
- COM Seat: 0.75 yd

NOTES

- Ships knocked down
- For BW and FA Freight Options minimum quantities apply, please check with Sales Support for details.
- Tension is adjustable on OHC and OHH casters to accommodate various surfaces
- This product meets the requirements set forth in ANSI/BIFMA X5.1-2011 and is warranted for users up to 325 lbs.
- If requiring a 3" seat slider, one can be specified with the Synchro Tilt [ST 40] mechanism only, please specify with code SE rather than SS.
- *Arms, base and casters will match frame finish selection.
- **Base and casters will be substituted when HS option or Stool Package is selected.
- For mesh model code see page 22.

SERIES	47	Levo	QS	\$
BACK STYLE	0	Midback		-
CONTROL	19	Basic Stool Package		-
ARM	NA	No Arm		-
	L2	Dual Function Arm [Not Available with AWL]		\$95
	T2	Task 2 Arm [Configured with L2 Arm Pad]		\$115
	4D	4 Dimensional Arm		\$130
FRAME FINISH*	BKN	Black		-
	SKN	Smoke		\$48
	BRN	Birch [available with NA or L2 arms only]		\$48
BACK MESH [see page 22 for codes]	M1	M1 Mesh		-
	M9	M9 Mesh		\$63
OPTIONS [STOOL]	8	8" Stool Package		-
	10	10" Stool Package [BKN only, base and casters will be substituted]		\$36
	H	Dual Surface Casters [BKN only 10" Stool Only]		\$30
	LH	65mm [2.5"] Hard Surface Casters [BKN or SKN only 8" Stool Only]		\$32
	BC	Birch 65mm [2.5"] Dual Surface Casters [N/A with BW or 10" Stool]		\$32
	OHH	OH Hard Surface Casters [adjustable 8" Stool Only]		\$95
	OHC	OH Carpet Casters [adjustable 8" Stool Only]		\$63
	AWL	Adjustable Width Bracket Lever		\$40
	G	Glides [10" Stool Only]		\$30
	AB	Aluminum Base [8" Stool Only]		\$65
FREIGHT OPTIONS	KD	Knocked Down		-
	BW	Blanket Wrapped - Fully Assembled [25 Units Minimum]		\$75
	FA	Fully Assembled in Carton [25 Unit Minimum]		\$115
FREIGHT REQUIREMENTS	AS	Allseating Standard		-
	FQ	Special Freight Instructions [Call for Quote]		VAR
	GD	Guaranteed Delivery Date and Time [Call for Quote]		VAR

TO ORDER SIMPLY FILL IN THE BLANKS

47	-	0	-	19	-		-		-		-		-		-		
SERIES		BACK STYLE		CONTROL		ARM		FRAME FINISH		BACK MESH		OPTIONS For additional options separate with (-) hyphen.		FREIGHT OPTION		FREIGHT REQUIREMENTS	FABRIC CODE Please refer to allseating.com for fabric codes.

MANTRA® LOWBACK

DESIGN | ALLSEATING
NOT ON GSA CONTRACT



FEATURES

- Inspired by a Lemniscate (the mathematical symbol representing the concept of infinity), Mantra's distinctive Lemni Arm is an integral part of the chair that connects the seat, back and arms all together.
- 3.5" Cylinder
- Matching lower and upper upholstery with the choice for contrasting upholstered insert
- Reinforced nylon base in black, birch or polished aluminum
- Available in 2 frame finishes, black or birch
- Optional polyurethane inlay for aluminum arm [will match frame finish selection]
- Swivel with auto return comes standard with lounge base

DIMENSIONS

- Overall [Lounge Base]: 29"H | 29"W | 29"D
- Overall [Basic Tilt]: 27"-31"H | 29"W | 29"D
- Overall [Enhanced Tilt]: 27"-31"H | 29"W | 29"D
- Overall [Knee Tilt]: 28.25"-31.25"H | 29"W | 29"D
- Seat [Lounge Base]: 17.75"H | 20.5"W | 17.5"D
- Seat [Basic Tilt]: 15"-19"H | 20.5"W | 17.5"D
- Seat [Enhanced Tilt]: 15"-19"H | 20.5"W | 17.5"D
- Seat [Knee Tilt]: 16.25"-19.25"H | 20.5"W | 17.5"D
- Back: 14.2"H | 19"W
- COM SEAT+LOWER BACK: 1.25 yds
- COM UPH INSERT: 0.25 yds

NOTES

- This product meets the requirements set forth in ANSI/ BIFMA X5.1-2011 and is warranted for users up to 350 lbs.

BASE PRICE \$845											
44257-AA											
CODE	Grade 1	Grade 2/ COM	Grade 3	Grade 4/ COL	Grade 5	Grade 6	Grade 7	Grade 8	Leather 1	Leather 2	Leather 3
44257-AA	\$845	\$880	\$903	\$933	\$959	\$1,005	\$1,058	\$1,116	\$1,244	\$1,301	\$1,473
UPH Insert	\$42	\$49	\$54	\$60	\$65	\$74	\$85	\$96	\$122	\$133	\$168

SERIES	44	Mantra	QS	\$
BACK STYLE	2	Lowback		-
CONTROL	57	Basic Tilt		-
	15	Enhanced Tilt		\$105
	35	Knee Tilt		\$130
	70	Swivel with Auto Return [Lounge Base only]		\$105
ARM	AA	Aluminum Lemni Arm		-
	AP	Aluminum Infinity Arm with Poly Inlay [matches Frame Finish]		\$65
FRAME FINISH	BKP	Black Polypropelene		-
	BRP	Birch Polypropelene		\$45
	LB	Lounge Base [standard with swivel 70 control]		-
BASE	AL	High Profile Aluminum Base		\$65
	AR	Auto Return Cylinder [available with 57, 15, and 35 mech]		\$82
OPTIONS	OHH	OH Dual Surface Casters [adjustable]		\$95
	OHC	OH Carpet Casters [adjustable]		\$63
	LH	65mm [2.5"] Dual Surface Casters		\$32
	BC	Birch Dual Surface Casters [not available with BW]		\$32
	FA	Fully Assembled in Carton		-
	BW	Blanket Wrapped - Fully Assembled [25 unit minimum]		\$75
FREIGHT OPTIONS	AS	Allseating Standard		-
	FQ	Special Freight Instructions (Call for Quote)		VAR
FREIGHT REQUIREMENTS	GD	Guaranteed Delivery Date and Time (Call for Quote)		VAR

TO ORDER SIMPLY FILL IN THE BLANKS

44	-	2	-		-		-		-		-		-	
SERIES		BACK STYLE		CONTROL		ARM		FRAME FINISH		OPTIONS		FREIGHT OPTION		FREIGHT REQUIREMENTS
<p>For additional options separate with (-) hyphen.</p> <p>Please refer to allseating.com for fabric codes.</p>														



MANTRA® MIDBACK

DESIGN | ALLSEATING
NOT ON GSA CONTRACT

BASE PRICE | \$920 44057-AA

CODE	Grade 1	Grade 2/ COM	Grade 3	Grade 4/ COL	Grade 5	Grade 6	Grade 7	Grade 8	Leather 1	Leather 2	Leather 3
44057-AA	\$920	\$969	\$1,001	\$1,043	\$1,079	\$1,144	\$1,218	\$1,300	\$1,479	\$1,559	\$1,799
UPH INSERT	\$42	\$49	\$54	\$60	\$65	\$74	\$85	\$96	\$122	\$133	\$168

FEATURES

- Inspired by a Lemniscate (the mathematical symbol representing the concept of infinity), Mantra's distinctive Lemni Arm is an integral part of the chair that connects the seat, back and arms all together.
- 3.5" cylinder
- Matching lower and upper upholstery with the choice for contrasting upholstered insert
- Reinforced nylon base in black, birch or polished aluminum Available in 2 frame finishes, black or birch
- Optional polyurethane inlay for aluminum arm [will match frame finish selection]
- Swivel with auto return comes standard with lounge base

DIMENSIONS

- Overall [Basic Tilt]: 35"-38.5"H | 29"W | 29"D
- Overall [Enhanced Tilt]: 35"-38.5"H | 29"W | 29"D
- Overall [Knee Tilt]: 36"-39"H | 29"W | 29"D
- Seat [Basic Tilt]: 15"-19"H | 20.5"W | 17.5"D
- Seat [Enhanced Tilt]: 15.5"-19"H | 20.5"W | 17.5"D
- Seat [Knee Tilt]: 16.25"-19.25"H | 20.5"W | 17.5"D
- Back: 22.5"H | 19"W
- COM SEAT, LOWER + UPPER BACK: 1.75 yds
- COM UPH INSERT: 0.25 yds

NOTES

- This product meets the requirements set forth in ANSI/ BIFMA X5.1-2011 and is warranted for users up to 350 lbs.

SERIES	44	Mantra	QS	\$
BACK STYLE	0	Midback		-
CONTROL	57	Basic Tilt		-
	15	Enhanced Tilt		\$105
	35	Knee Tilt		\$130
ARM	70	Swivel with Auto Return [includes Lounge Base]		\$105
	AA	Aluminum Lemni Arm		-
FRAME FINISH	AP	Aluminum Lemni Arm with Poly Inlay [matches Frame Finish]		\$65
	BKP	Black Polypropelene		-
BASE	BRP	Birch Polypropelene		\$45
	LB	Lounge Base [standard with swivel 70 control]		-
OPTIONS	AL	High Profile Aluminum Base		\$65
	AR	Auto Return Cylinder [available with 57, 15, and 35 mech]		\$82
	OHH	OH Dual Surface Casters [adjustable]		\$95
	OHC	OH Carpet Casters [adjustable]		\$63
	LH	65mm [2.5"] Dual Surface Casters		\$32
FREIGHT OPTIONS	BC	Birch Dual Surface Casters [not available with BW]		\$32
	FA	Fully Assembled		-
FREIGHT REQUIREMENTS	BW	Blanket Wrapped - Fully Assembled [25 unit minimum]		\$75
	AS	Allseating Standard		-
	FQ	Special Freight Instructions (Call for Quote)		VAR
	GD	Guaranteed Delivery Date and Time (Call for Quote)		VAR

TO ORDER SIMPLY FILL IN THE BLANKS

44	-	0	-		-		-		-		-		-		
SERIES		BACK STYLE		CONTROL		ARM		FRAME FINISH		OPTIONS For additional options separate with (-) hyphen.		FREIGHT OPTION		FREIGHT REQUIREMENTS	FABRIC CODE Please refer to allseating.com for fabric codes.

PRATA® LOWBACK

DESIGNER: CARL GUSTAV MAGNUSSON
OPEN MARKET



FEATURES

- 4" Cylinder
- Fully upholstered and offers choice of 3 different fabrics for inner, outer, and seat cushion
- Optional contrast elbow patch to match seat cushion or outer upholstery
- Features polished aluminum base with self-weighted tilting mechanism and integrated controls
- Optional lounge base in polished aluminum
- Inner and outer back fabric can be different, please contact Sales Support to ensure the fabrics are compatible.

DIMENSIONS

- Overall: 27.5" - 31.5"H | 27.7"W | 27.7"D
- Seat: 14.8" - 18.8"H | 19.7"W | 19.3"D
- Seat [High Cylinder]: 17.8" - 21.1"H | 19.7"
- Back: 15.6"H | 19.6"W
- COM Body [Back+Arms]: 1.75 yds
- COM Seat Cushion: 0.75 yds
- COM Full: 2.25 yds

NOTES

- Ships fully assembled
- This product meets the requirements set forth in ANSI/BIFMA X5.1-2011 and is warranted for users up to 350lbs

BASE PRICE \$1,570											
36226											
CODE	Grade 1	Grade 2/COM	Grade 3	Grade 4/COL	Grade 5	Grade 6	Grade 7	Grade 8	Leather 1	Leather 2	Leather 3
SEAT	\$550	\$571	\$585	\$603	\$618	\$646	\$678	\$713	\$790	\$824	\$927
BACK/ARMS	\$1,020	\$1,062	\$1,089	\$1,125	\$1,157	\$1,212	\$1,275	\$1,346	\$1,499	\$1,568	\$1,773

SERIES	36	Prata	QS	\$
BACK STYLE	2	Lowback		-
CONTROL	26	Self Weighted Tilt		-
BASE	LB	Lounge Base		\$52
OPTIONS	AR	Auto Return Cylinder		\$82
	HS	High Seat Cylinder		-
	E1	Contrast Elbow Patch Matches Seat Cushion		-
	LC	65mm [2.5"] Carpet Casters [Black]		-
	LH	65mm [2.5"] Dual Surface Casters [Black]		\$32
	SH	65mm [2.5"] Dual Surface Casters [Smoke]		\$42
	SK	65mm [2.5"] Carpet Casters [Smoke]		\$10
	BC	65mm [2.5"] Dual Surface Casters [Birch]		\$42
	OHC	OH Carpet Casters [adjustable]		\$63
	OHH	OH Dual Surface Casters [adjustable]		\$95
FREIGHT OPTIONS	FA	Fully Assembled in Carton		-
FREIGHT REQUIREMENTS	AS	Allseating Standard		-
	FQ	Special Freight Instructions (Call for Quote)		VAR
	GD	Guaranteed Delivery Date and Time (Call for Quote)		VAR

TO ORDER SIMPLY FILL IN THE BLANKS

36	-	2	-	26	-	LB	-		-		-		-	
SERIES		BACK STYLE		CONTROL		BASE		OPTIONS		FREIGHT OPTION		FREIGHT REQUIREMENTS		FABRIC CODE
<p>For additional options separate with (-) hyphen. Please refer to allseating.com for fabric codes.</p>														



PRATA® MIDBACK

DESIGNER: CARL GUSTAV MAGNUSSON
OPEN MARKET

BASE PRICE | \$1,670
36026

CODE	Grade 1	Grade 2/ COM	Grade 3	Grade 4/ COL	Grade 5	Grade 6	Grade 7	Grade 8	Leather 1	Leather 2	Leather 3
SEAT	\$550	\$571	\$585	\$603	\$618	\$646	\$678	\$713	\$790	\$824	\$927
BACK/ARMS	\$1,120	\$1,176	\$1,212	\$1,260	\$1,302	\$1,376	\$1,460	\$1,554	\$1,759	\$1,850	\$2,124

FEATURES

- 4" Cylinder
- Fully upholstered and offers choice of 3 different fabrics for inner, outer, and seat cushion
- Optional contrast elbow patch to match seat cushion or outer upholstery
- Features polished aluminum base with self-weighted tilting mechanism and integrated controls
- Optional lounge base in polished aluminum
- Inner and outer back fabric can be different, please contact Sales Support to ensure the fabrics are compatible.

SERIES	36	Prata	QS	\$
BACK STYLE	0	Midback		-
CONTROL	26	Self Weighted Tilt		-
BASE	LB	Lounge Base		\$52
OPTIONS	AR	Auto Return Cylinder		\$82
	HS	High Seat Cylinder		-
	E1	Contrast Elbow Patch Matches Seat Cushion		-
	LC	65mm [2.5"] Carpet Casters [Black]		-
	LH	65mm [2.5"] Dual Surface Casters [Black]		\$32
	SH	65mm [2.5"] Dual Surface Casters [Smoke]		\$42
	SK	65mm [2.5"] Carpet Casters [Smoke]		\$10
	BC	65mm [2.5"] Dual Surface Casters [Birch]		\$42
	OHC	OH Carpet Casters [adjustable]		\$63
	OHH	OH Dual Surface Casters [adjustable]		\$95
FREIGHT OPTIONS	FA	Fully Assembled in Carton		-
FREIGHT REQUIREMENTS	AS	Allseating Standard		-
	FQ	Special Freight Instructions (Call for Quote)		VAR
	GD	Guaranteed Delivery Date and Time (Call for Quote)		VAR

DIMENSIONS

- Overall: 33.5" - 37.5"H | 27.7"W | 27.7"D
- Seat: 14.8" - 18.8"H | 19.7"W | 18.5"D
- Seat [High Cylinder]: 17.8"-21.1"H | 19.7"
- Back: 21.1"H | 19.6"W
- COM Body [Back+Arms]: 2yds
- COM Seat Cushion: 0.75 yds
- COM Full: 2.75 yds

NOTES

- Ships knocked down
- This product meets the requirements set forth in ANSI/ BIFMA X5.1-2011 and is warranted for users up to 350lbs.

TO ORDER SIMPLY FILL IN THE BLANKS

36	-	0	-	26	-	LB	-				
SERIES		BACK STYLE		CONTROL		BASE		OPTIONS For additional options separate with (-) hyphen.	FREIGHT OPTION	FREIGHT REQUIREMENTS	FABRIC CODE Please refer to allseating.com for fabric codes.



PRESTO® MIDBACK

DESIGN | ALLSEATING
GSA SIN | 33721

BASE PRICE \$610										
52030-NA										
Grade 1	Grade 2/COM	Grade 3	Grade 4/COL	Grade 5	Grade 6	Grade 7	Grade 8	Leather 1	Leather 2	Leather 3
\$610	\$659	\$691	\$733	\$769	\$834	\$908	\$990	\$1,169	\$1,249	\$1,489

FEATURES

- 3.5 or 5.5" cylinder (depending on options selected)
- Composite base
- Molded seat foam
- For arm features and travel specifications, see page 16
- Carpet casters

DIMENSIONS

- Overall [Basic Posture]: 37.5"-41"H | 28"W | 28"D
- Overall [Posture Back]: 36"-49.5"H | 28"W | 28"D
- Overall [Synchro Tilt]: 37.5"-41"H | 28"H | 28"D
- Overall [Deluxe Tilt J-Bar]: 38.25"-41.75"H | 28"W | 28"D
- Overall [Value Plus]: 38.25"-41.75"H | 28"W | 28"D
- Seat [Basic Posture]: 15"-18.5"H | 20"W | 20"D
- Seat [Posture Back]: 14.75"-18.25"H | 20"W | 20"D
- Seat [Synchro Tilt]: 15"-18.5"H | 20"W | 20"D
- Seat [Deluxe Tilt J-Bar]: 15.5"-19"H | 20"W | 20"D
- Seat [Value Plus]: 16.5"-20"H | 20"W | 20"D
- Back: 20"H | 17.5"W
- COM: 1.75 yards

NOTES

- Ships knocked down.
- For BW and FA freight options, minimum quantities apply, please check with Sales Support for details.
- Tension is adjustable on OHC and OHH casters to accommodate various surfaces
- All other features are dependant on the control specified. Please refer to Control Choice on page 8 for full description of available features.
- This product meets the requirements set forth in ANSI/BIFMA X5.1-2011 and is warranted for users up to 350 lbs.
- Dimensions are dependant on options selected. Product can be configured to comply with BIFMA G1-2002 Guidelines.
- All other features are dependant on the control specified. Please refer to Control Choice.
- *AWL | Option is not available with ATD, ATK or ATO arms.

SERIES	52	Presto	QS	\$
BACK STYLE	0	Midback	•	-
CONTROL	30	Posture Back [P]	•	-
	40	Synchro-Tilt [ST]	•	-
	80	Deluxe Tilt J-Bar [DJ]	•	\$110
	90	Value Plus [VP]	•	\$140
ARM	NA	No Arm	•	-
	ATD	Adjustable T Arm Diamond Arm Cap*	•	\$70
	ATK	Adjustable T Arm Kidney Arm Cap*	•	\$70
	ATO	Adjustable T Arm Oval Arm Cap*	•	\$70
	4D	4 Dimensional Arm	•	\$130
	MF	Multi-Functional Arm [Width Adjustment Not Included]	•	\$158
OPTIONS	AWK	Adjustment Width Brackets [Knob][Not Included with MF Arm]	•	\$30
	AWL	Adjustment Width Brackets [Lever][Not Included with MF Arm]*	•	\$40
	LU	Lumbar	•	\$90
	LH	Dual Surface Casters	•	\$32
	OHH	OH Dual Surface Casters [adjustable]	•	\$95
	OHC	OH Carpet Casters [adjustable]	•	\$63
	BU	Bumper Trim	•	\$30
	BN	Ballistic Nylon Back	•	\$48
	SS	Seat Slider: Posture Back	•	N/A
	SS	Seat Slider: Synchro-Tilt [2.5" range]	•	\$85
	SS	Seat Slider: Deluxe Tilt J-Bar [2.5" range]	•	\$85
	SS	Seat Slider: Value Plus [2.5" range]	•	INCL
	LS	Low Seat Height with 5" Travel*	•	\$53
	CL	CAL TB133	•	\$95
FREIGHT OPTIONS	KD	Knocked Down		-
	BW	Blanket Wrapped - Fully Assembled [25 Unit Minimum]		\$75
	FA	Fully Assembled in Carton [25 Unit Minimum]		\$115
FREIGHT REQUIREMENTS	AS	Allseating Standard		-
	FQ	Special Freight Instructions [Call for Quote]		VAR
	GD	Guaranteed Delivery Date and Time [Call for Quote]		VAR

TO ORDER SIMPLY FILL IN THE BLANKS

52	0						
SERIES	BACK STYLE	CONTROL	ARM	OPTIONS For additional options separate with (-) hyphen.	FREIGHT OPTION	FREIGHT REQUIREMENTS	FABRIC CODE Please refer to allseating.com for fabric codes.



PRESTO® HIGHBACK

DESIGN | ALLSEATING
GSA SIN | 33721

BASE PRICE \$698										
52130-NA										
Grade 1	Grade 2/ COM	Grade 3	Grade 4/COL	Grade 5	Grade 6	Grade 7	Grade 8	Leather 1	Leather 2	Leather 3
\$698	\$754	\$790	\$838	\$880	\$954	\$1,038	\$1,132	\$1,337	\$1,428	\$1,702

FEATURES

- 3.5 or 5.5" cylinder (depending on options selected)
- Composite base
- Molded seat foam
- For arm features and travel specifications, see page 16
- Carpet casters

DIMENSIONS

- Overall [Basic Posture]: 42"-45.5"H | 28"W | 28"D
- Overall [Posture Back]: 40"-43.5"H | 28"W | 28"D
- Overall [Synchro Tilt]: 42"-45.5"H | 28"H | 28"D
- Overall [Deluxe Tilt J-Bar]: 42.5"-46"H | 28"W | 28"D
- Overall [Value Plus]: 42.5"-46"H | 28"W | 28"D
- Seat [Basic Posture]: 17.25"-20.75"H | 21.5"W | 22"D
- Seat [Posture Back]: 17"-20.5"H | 21.5"W | 22"D
- Seat [Synchro Tilt]: 17.25"-20.75"H | 21.5"W | 22"D
- Seat [Deluxe Tilt J-Bar]: 17.75"-21.25"H | 21.5"W | 22"D
- Seat [Value Plus]: 18.75"-21.25"H | 21.5"W | 22"D
- Back: 24.5"H | 19.5"W
- COM: 2 yards

NOTES

- Ships knocked down.
- For BW and FA freight options, minimum quantities apply, please check with Sales Support for details.
- Tension is adjustable on OHC and OHH casters to accommodate various surfaces
- All other features are dependant on the control specified. Please refer to Control Choice on page 8 for full description of available features.
- This product meets the requirements set forth in ANSI/BIFMA X5.1-2011 and is warranted for users up to 350 lbs.
- Dimensions are dependant on options selected. Product can be configured to comply with BIFMA G1-2002 Guidelines.
- All other features are dependant on the control specified. Please refer to Control Choice.
- *AWL | Option is not available with ATD, ATK or ATO arms.

SERIES	52	Presto	QS	\$
BACK STYLE	1	Highback	•	-
CONTROL	30	Posture Back [P]	•	-
	40	Synchro-Tilt [ST]	•	-
	80	Deluxe Tilt J-Bar [DJ]	•	\$110
	90	Value Plus [VP]	•	\$140
ARM	NA	No Arm	•	-
	ATD	Adjustable T Arm Diamond Arm Cap*	•	\$70
	ATK	Adjustable T Arm Kidney Arm Cap*	•	\$70
	ATO	Adjustable T Arm Oval Arm Cap*	•	\$70
	4D	4 Dimensional Arm	•	\$130
	MF	Multi-Functional Arm [Width Adjustment Not Included]	•	\$158
OPTIONS	AWK	Adjustment Width Brackets [Knob][Not Included with MF Arm]	•	\$30
	AWL	Adjustment Width Brackets [Lever][Not Included with MF Arm]*	•	\$40
	LU	Lumbar	•	\$90
	LH	Dual Surface Casters	•	\$32
	OHH	OH Dual Surface Casters [adjustable]	•	\$95
	OHC	OH Carpet Casters [adjustable]	•	\$63
	BU	Bumper Trim	•	\$30
	BN	Ballistic Nylon Back	•	\$48
	SS	Seat Slider: Posture Back	•	N/A
	SS	Seat Slider: Synchro-Tilt [2.5" range]	•	\$85
	SS	Seat Slider: Deluxe Tilt J-Bar [2.5" range]	•	\$85
	SS	Seat Slider: Value Plus [2.5" range]	•	-
	LS	Low Seat Height with 5" Travel*	•	\$53
	CL	CAL TB133		\$95
FREIGHT OPTIONS	KD	Knocked Down		-
	BW	Blanket Wrapped - Fully Assembled [25 Unit Minimum]		\$75
	FA	Fully Assembled in Carton [25 Unit Minimum]		\$115
FREIGHT REQUIREMENTS	AS	Allseating Standard		-
	FQ	Special Freight Instructions [Call for Quote]		VAR
	GD	Guaranteed Delivery Date and Time [Call for Quote]		VAR

TO ORDER SIMPLY FILL IN THE BLANKS

52	-	1	-		-		-		-					
SERIES		BACK STYLE		CONTROL		ARM		OPTIONS		FREIGHT OPTION		FREIGHT REQUIREMENTS		FABRIC CODE
								For additional options separate with (-) hyphen.						Please refer to allseating.com for fabric codes.



INFO
PILLOWS
ASTUTE
AILES
CHIROFORM
DONE
EIGHTY TWO
ENTAIL
EXCHANGE
FLUID
FOSTER
HALSA
INERTIA
INNATE
JIF
L1
LEVO
MANTRA
PRATA
PRESTO
RAINBOW
REQUISITE
THERAPOD
TUCK
WATSON
YOU
ZIP



PRESTO® 24:7 MIDBACK

DESIGN | ALLSEATING
GSA SIN | 33721

BASE PRICE | \$920

52011-NA

Grade 1	Grade 2/ COM	Grade 3	Grade 4/COL	Grade 5	Grade 6	Grade 7	Grade 8	Leather 1	Leather 2	Leather 3
\$920	\$969	\$1,001	\$1,043	\$1,079	\$1,144	\$1,218	\$1,300	\$1,479	\$1,559	\$1,799

FEATURES

- 5.5" heavy duty cylinder
- Composite base
- Memory foam
- For arm features and travel specifications, see page 16
- Carpet casters

DIMENSIONS

- Overall: 38"- 41.5"H | 27"W | 27"D
- Seat: 15"- 18.5"H | 20"W | 20"D
- Back: 20"H | 17.5"W
- COM: 1.75 yds

NOTES

- Ships knocked down.
- For BW and FA freight options, minimum quantities apply, please check with Sales Support for details.
- Tension is adjustable on OHC and OHH casters to accommodate various surfaces
- All other features are dependant on the control specified. Please refer to Control Choice on page 8 for full description of available features.
- This product meets the requirements set forth in ANSI/ BIFMA X5.1-2011 and is warranted for users up to 350 lbs.
- Dimensions are dependant on options selected. Product can be configured to comply with BIFMA G1-2002 Guidelines.
- *AWL | Option is not available with ATD, ATK or ATO arms.

SERIES	52	Presto 24:7	QS	\$
BACK STYLE	0	Midback	•	-
CONTROL	11	Deluxe Tilter Heavy Duty [DJ/DH]	•	-
ARM	NA	No Arm	•	-
	ATD	Adjustable T Arm Diamond Arm Cap*	•	\$70
	ATK	Adjustable T Arm Kidney Arm Cap*	•	\$70
	ATO	Adjustable T Arm Oval Arm Cap*	•	\$70
	4D	4 Dimensional Arm	•	\$130
	MF	Multi-Functional Arm [Width Adjustment Not Included]	•	\$158
OPTIONS	AWK	Adjustment Width Brackets [Knob][Not Included with MF Arm]	•	\$30
	AWL	Adjustment Width Brackets [Lever][Not Included with MF Arm]*	•	\$40
	LU	Lumbar	•	\$90
	H	Hard Surface Casters	•	\$30
	G	Glides	•	\$30
	OHH	OH Dual Surface Casters [adjustable]	•	\$95
	OHC	OH Carpet Casters [adjustable]	•	\$63
	BU	Bumper Trim	•	\$30
	BN	Ballistic Nylon Back	•	-
	SS	Seat Slider [2.5" range]	•	\$85
	LS	Low Seat Height with 5" Travel*	•	\$53
	CL	CAL TB133		\$95
FREIGHT OPTIONS	KD	Knocked Down		-
	BW	Blanket Wrapped - Fully Assembled [25 Unit Minimum]		\$75
	FA	Fully Assembled in Carton [25 Unit Minimum]		\$115
FREIGHT REQUIREMENTS	AS	Allseating Standard		-
	FQ	Special Freight Instructions [Call for Quote]		VAR
	GD	Guaranteed Delivery Date and Time [Call for Quote]		VAR

TO ORDER SIMPLY FILL IN THE BLANKS

52	-	0	-	11	-		-		-		-	
SERIES		BACK STYLE		CONTROL		ARM		OPTIONS		FREIGHT OPTION		FREIGHT REQUIREMENTS
								For additional options separate with (-) hyphen.				Please refer to allseating.com for fabric codes.

INFO
PILLOWS
ASTUTE
AILES
CHIROFORM
DOVE
EIGHTY TWO
ENTAIL
EXCHANGE
FLUID
FOSTER
HALSA
INERTIA
INNATE
JIF
L1
LEVO
MANTRA
PRATA
PRESTO
RAINBOW
REQUISITE
THERAPOD
TUCK
WATSON
YOU
ZIP



PRESTO® PETITE

DESIGN | ALLSEATING
GSA SIN | 33721

BASE PRICE \$590										
52230-NA										
Grade 1	Grade 2/ COM	Grade 3	Grade 4/COL	Grade 5	Grade 6	Grade 7	Grade 8	Leather 1	Leather 2	Leather 3
\$590	\$632	\$659	\$695	\$727	\$782	\$845	\$916	\$1,069	\$1,138	\$1,343

FEATURES

- 3.5" cylinder
- Composite base
- Molded seat foam
- For arm features and travel specifications, see page 16
- Carpet casters
- Stool includes height adjustable foot ring

DIMENSIONS

- Overall [Basic Posture]: 36"-39.5"H | 28"W | 28"D
- Overall [Posture Back]: 35.75"-39.25"H | 28"W | 28"D
- Overall [Synchro Tilt]: 36.5"-40"H | 28"H | 28"D
- Overall [Deluxe Tilt J-Bar]: 36.5"-40"H | 28"W | 28"D
- Overall [Value Plus]: 36.5"-40"H | 28"W | 28"D
- Seat [Basic Posture]: 15.25"-18.75"H | 17.25"W | 18"D
- Seat [Posture Back]: 15.5"-19"H | 17.25"W | 18"D
- Seat [Synchro Tilt]: 16"-19.5"H | 17.25"W | 18"D
- Seat [Deluxe Tilt J-Bar]: 16.5"-20"H | 17.25"W | 18"D
- Seat [Value Plus]: 17.5"-21"H | 17.25"W | 18"D
- Back: 18"H | 16"W
- COM: 1.5 yards

SERIES	52	Presto	QS	\$
BACK STYLE	2	Petite	•	-
CONTROL	30	Posture Back [P]	•	-
	40	Synchro-Tilt [ST]	•	-
	80	Deluxe Tilt J-Bar [DJ]	•	\$110
ARM	NA	No Arm	•	-
	ATD	Adjustable T Arm Diamond Arm Cap*	•	\$70
	ATK	Adjustable T Arm Kidney Arm Cap*	•	\$70
	ATO	Adjustable T Arm Oval Arm Cap*	•	\$70
STOOL OPTION	8	8" Stool Package [Posture Back mech only]		\$140
	10	10" Stool Package [Posture Back control only]		\$175
OPTIONS	LH	Dual Surface Casters	•	\$32
	OHH	OH Dual Surface Casters [adjustable]	•	\$95
	OHC	OH Carpet Casters [adjustable]	•	\$63
	BU	Bumper Trim	•	\$30
	BN	Ballistic Nylon Back	•	\$48
	LU	Lumbar	•	\$90
	SS	Seat Slider: Posture Back	•	N/A
	SS	Seat Slider: Synchro-Tilt	•	\$85
	SS	Seat Slider: Deluxe Tilt J-Bar	•	\$85
	LS	Low Seat Height with 5" Travel*	•	\$53
	CL	CAL TB133		\$95
FREIGHT OPTIONS	KD	Knocked Down		-
	BW	Blanket Wrapped - Fully Assembled [25 Unit Minimum]		\$75
	FA	Fully Assembled in Carton [25 Unit Minimum]		\$115
FREIGHT REQUIREMENTS	AS	Allseating Standard		-
	FQ	Special Freight Instructions [Call for Quote]		VAR
	GD	Guaranteed Delivery Date and Time [Call for Quote]		VAR

NOTES

- Ships knocked down.
- For BW and FA freight options, minimum quantities apply, please check with Sales Support for details.
- Tension is adjustable on OHC and OHH casters to accommodate various surfaces
- All other features are dependant on the control specified. Please refer to Control Choice on page 8 for full description of available features.
- This product meets the requirements set forth in ANSI/BIFMA X5.1-2011 and is warranted for users up to 350 lbs.
- Dimensions are dependant on options selected. Product can be configured to comply with BIFMA G1-2002 Guidelines.
- *AWL | Option is not available with ATD, ATK or ATO arms.

TO ORDER SIMPLY FILL IN THE BLANKS

52	-	2	-		-		-		-		-		-	
SERIES		BACK STYLE		CONTROL		ARM		STOOL PACKAGE		OPTIONS		FREIGHT OPTION		FREIGHT REQUIREMENTS
										For additional options separate with (-) hyphen.				Please refer to allseating.com for fabric codes.



PRESTO® STOOL

DESIGN | ALLSEATING
GSA SIN | 33721

BASE PRICE \$742										
52030-NA-8										
Grade 1	Grade 2/COM	Grade 3	Grade 4/COL	Grade 5	Grade 6	Grade 7	Grade 8	Leather 1	Leather 2	Leather 3
\$742	\$791	\$823	\$865	\$901	\$966	\$1,040	\$1,122	\$1,301	\$1,381	\$1,621

FEATURES

- 8" cylinder
- Composite base
- Molded seat foam
- For arm features and travel specifications, see page 16
- Carpet casters
- Includes height adjustable foot ring

DIMENSIONS

- Overall 8" [Basic Posture]: 40.25"-47.75"H | 28"W | 28"D
- Overall 8" [Posture Back]: 38.75"-46.25"H | 28"W | 28"D
- Overall 10" [Basic Posture]: 40.75"-50.75"H | 27"W | 27"D
- Overall 10" [Posture Back]: 39.25"-49.25"H | 27"W | 27"D
- Seat 8" [Basic Posture]: 17.75"-25.25"H | 20"W | 20"D
- Seat 8" [Posture Back]: 17.5"-25"H | 20"W | 20"D
- Seat 10" [Basic Posture]: 18.75"-28.75"H | 20"W | 20"D
- Seat 10" [Posture Back]: 18"-27"H | 20"W | 20"D
- Back: 20"H | 17.5"W
- COM Full: 1.75 yds

SERIES	52	Presto	72HR	\$
BACK STYLE	0	Midback	•	-
CONTROL	30	Posture Back [P]	•	-
ARM	NA	No Arm	•	-
	ATD	Adjustable T Arm Diamond Arm Cap*	•	\$70
	ATK	Adjustable T Arm Kidney Arm Cap*	•	\$70
	ATO	Adjustable T Arm Oval Arm Cap*	•	\$70
	4D	4 Dimensional Arm	•	\$130
	MF	Multi-Functional Arm [Width Adjustment Not Included]	•	\$158
STOOL OPTION	8	8" Stool Package	•	-
	10	10" Stool Package	•	\$36
OPTIONS	AWL	Adjustment Width Brackets [Lever][Not Included with MF Arm]	•	\$40
	H	Dual Surface Casters [10" Stool Only]	•	\$30
	LH	Dual Surface Casters [8" Stool Only]	•	\$32
	OHH	OH Hard Surface Casters [adjustable 8" Stool Only]	•	\$95
	OHC	OH Carpet Casters [adjustable 8" Stool Only]	•	\$63
	LU	Lumbar	•	\$90
	G	Glides [10" Stool Only]	•	\$30
	BU	Bumper Trim	•	\$30
	BN	Ballistic Nylon Back	•	\$48
	AB	Aluminum Base		\$65
	CAL	CAL TB133		\$95
FREIGHT OPTIONS	KD	Knocked Down		-
	BW	Blanket Wrapped - Fully Assembled [25 Unit Minimum]		\$75
	FA	Fully Assembled in Carton [25 Unit Minimum]		\$115
FREIGHT REQUIREMENTS	AS	Allseating Standard		-
	FQ	Special Freight Instructions [Call for Quote]		VAR
	GD	Guaranteed Delivery Date and Time [Call for Quote]		VAR

NOTES

- Ships knocked down.
- For BW and FA freight options, minimum quantities apply, please check with Sales Support for details.
- Tension is adjustable on OHC and OHH casters to accommodate various surfaces
- All other features are dependant on the control specified. Please refer to Control Choice on page 8 for full description of available features.
- This product meets the requirements set forth in ANSI/BIFMA X5.1-2011 and is warranted for users up to 350 lbs.
- Dimensions are dependant on options selected. Product can be configured to comply with BIFMA G1-2002 Guidelines.
- *AWL | Option is not available with ATD, ATK or ATO arms.

TO ORDER SIMPLY FILL IN THE BLANKS

52	0	30		8				
SERIES	BACK STYLE	CONTROL	ARM	STOOL	OPTIONS For additional options separate with (-) hyphen.	FREIGHT OPTION	FREIGHT REQUIREMENTS	FABRIC CODE Please refer to allseating.com for fabric codes.



RAINBOW™ SQUARE BACK

DESIGN | ALLSEATING
GSA SIN | 33721

BASE PRICE | \$369
33654-NA

Grade 1	Grade 2/ COM	Grade 3	Grade 4/COL	Grade 5	Grade 6	Grade 7	Grade 8	Leather 1	Leather 2	Leather 3
\$369	\$404	\$427	\$457	\$483	\$529	\$582	\$640	\$768	\$825	\$997

FEATURES

- Double curve and open back
- 4 leg features a wall saver design unless ordered with casters
- Wall-saving designed frame
- Black non-marring glides
- Stacks 4 on the floor
- Stacks 7 on Dolly-7
- Stacks 14 on Dolly-14
- Caster Stacking

DIMENSIONS

4-LEG

- Overall NA: 34"H | 20.5"W | 25"D
- Overall WA: 34"H | 23.5"W | 25"D
- Seat: 17.5"H | 18"W | 17.5"D
- Back: 16.5"H | 18.5"W

SLED

- Overall NA: 34"H | 23"W | 26"D
- Overall WA: 34"H | 23.5"W | 26"D

DOLLY

- Rainbow Dolly-7: 43.75"H | 21"W | 47"D
- Rainbow Dolly-14: 57"H | 21"W | 81"D
- COM Seat: 0.75 yds.
- COM Back: 0.75 yds.
- COM full: 1.25 yds.

NOTES

- Ships fully assembled in a box. For BW freight option, 25 unit minimum quantities apply, please check with Sales Support for details.
- For orders of less than 2, a cartoning surcharge of \$22 net will be incurred per order. WTR & WTL excluded.
- Sled frames cannot be used with Dolly.
- Sled base with arm is non-stackable.
- This product meets the requirements set forth in ANSI/BIFMA X5.1-2011 and is warranted for users up to 350 lbs.
- Dimensions are dependant on options selected. Product can be configured to comply with BIFMA G1-2002 Guidelines.
- *Adjustable swivel glides ship un-installed.

SERIES	33	Rainbow	QS	\$
BACK STYLE	6	Square Back	•	-
LEG	54	4 Leg Stackable	•	-
ARM	NA	No Arm	•	-
	WA	With Arm	•	\$42
ARM CAP	BK	Black		-
	SK	Smoke		-
FRAME FINISH	EB	Epoxy Black	•	-
	SIL	Silver		-
	CM	Chrome (CA and TC Options not available. N/A with Sled Base)		\$85
ARM FINISH	BK	Black	•	-
OPTIONS	AG	Adjustable Swivel Glide*	•	\$18
	CR	Chrome Rocker	•	\$26
	CA	Casters	•	\$48
	TC	Dual Surface Casters	•	\$55
	1	1" Extra Seat Foam	•	\$30
	GB	Ganging Brackets (set of 2)	•	\$38
	BN	Ballistic Nylon Back	•	\$40
	CL	CAL TB133		\$95
FREIGHT OPTIONS	FA	Fully Assembled		-
	BW	Blanket Wrapped - Fully Assembled [25 unit minimum]		\$35
FREIGHT REQUIREMENTS	AS	Allseating Standard		-
	FQ	Special Freight Instructions (Call for Quote)		VAR
	GD	Guaranteed Delivery Date and Time (Call for Quote)		VAR

	Dolly-7			\$480
	Dolly-14	Please ensure Dolly has separate model/line item with quantities specified		\$540

TO ORDER SIMPLY FILL IN THE BLANKS

33	-	6	-		-		-		-	BK	-		-		-		-	
SERIES		BACK STYLE		LEG		ARM		FRAME FINISH		ARM FINISH		OPTIONS		FREIGHT OPTION		FREIGHT REQUIREMENTS		FABRIC CODE
<p>For additional options separate with (-) hyphen. Please refer to allseating.com for fabric codes.</p>																		

INFO
PILONS
ASTUTE
AILES
CHIRFORM
DOME
EIGHTY TWO
ENTAIL
EXCHANGE
FLUID
FOSTER
HALSA
INERTIA
INNATE
JIF
L1
LEVO
MANTRA
PRATA
PRESTO
RAINBOW
REQUISITE
THERAPOD
TUCK
WATSON
YOU
ZIP



RAINBOW™ ROUND BACK

DESIGN | ALLSEATING
GSA SIN | 33721

BASE PRICE | \$369
33554-NA

Grade 1	Grade 2/ COM	Grade 3	Grade 4/COL	Grade 5	Grade 6	Grade 7	Grade 8	Leather 1	Leather 2	Leather 3
\$369	\$404	\$427	\$457	\$483	\$529	\$582	\$640	\$768	\$825	\$997

FEATURES

- Double curve and open back
- Wall-saving designed frame
- 4 leg features a wall saver design unless ordered with casters
- Black non-marring glides
- Stacks 4 on the floor
- Stacks 7 on Dolly-7
- Stacks 14 on Dolly-14
- Caster Stacking

DIMENSIONS

4-LEG

- Overall NA: 34"H | 20.5"W | 25"D
- Overall WA: 34"H | 23.5"W | 25"D
- Seat: 17.5"H | 18"W | 17.5"D
- Back: 16.5"H | 18.5"W

SLED

- Overall NA: 34"H | 23"W | 26"D
- Overall WA: 34"H | 23.5"W | 26"D

DOLLY

- Rainbow Dolly-7: 43.75"H | 21"W | 47"D
- Rainbow Dolly-14: 57"H | 21"W | 81"D
- COM Seat: 0.75 yds.
- COM Back: 0.75 yds.
- COM full: 1.25 yds.

NOTES

- Ships fully assembled in a box. For BW freight option, 25 unit minimum quantities apply, please check with Sales Support for details.
- For orders of less than 2, a cartoning surcharge of \$22 net will be incurred per order. WTR & WTL excluded.
- Sled frames cannot be used with Dolly.
- Sled base with arm is non-stackable.
- This product meets the requirements set forth in ANSI/BIFMA X5.1-2011 and is warranted for users up to 350 lbs.
- Dimensions are dependant on options selected. Product can be configured to comply with BIFMA G1-2002 Guidelines.
- *Adjustable swivel glides ship un-installed.

SERIES	33	Rainbow	QS	\$
BACK STYLE	5	Round Back	•	-
LEG	54	4 Leg Stackable	•	-
ARM	NA	No Arm	•	-
	WA	With Arm	•	\$42
ARM CAP	BK	Black		-
	SK	Smoke		-
FRAME FINISH	EB	Epoxy Black	•	-
	SIL	Silver		-
	CM	Chrome (CA and TC Options not available. N/A with Sled Base)		\$85
ARM FINISH	BK	Black	•	-
OPTIONS	AG	Adjustable Swivel Glide*	•	\$18
	CR	Chrome Rocker	•	\$26
	CA	Casters	•	\$48
	TC	Dual Surface Casters	•	\$55
	1	1" Extra Seat Foam	•	\$30
	GB	Ganging Brackets (set of 2)	•	\$38
	BN	Ballistic Nylon Back	•	\$40
	CL	CAL TB133		\$95
FREIGHT OPTIONS	FA	Fully Assembled		-
	BW	Blanket Wrapped - Fully Assembled [25 unit minimum]		\$35
FREIGHT REQUIREMENTS	AS	Allseating Standard		-
	FQ	Special Freight Instructions (Call for Quote)		VAR
	GD	Guaranteed Delivery Date and Time (Call for Quote)		VAR

	Dolly-7			\$480
	Dolly-14	Please ensure Dolly has separate model/line item with quantities specified		\$540

TO ORDER SIMPLY FILL IN THE BLANKS

33	5				BK				
SERIES	BACK STYLE	LEG	ARM	FRAME FINISH	ARM FINISH	OPTIONS For additional options separate with (-) hyphen.	FREIGHT OPTION	FREIGHT REQUIREMENTS	FABRIC CODE Please refer to allseating.com for fabric codes.



RAINBOW™ WIDE

DESIGN | ALLSEATING
GSA SIN | 33721

BASE PRICE | \$598

33754/33954-NA

Code	Grade 1	Grade 2/ COM	Grade 3	Grade 4/ COL	Grade 5	Grade 6	Grade 7	Grade 8	Leather 1	Leather 2	Leather 3
33754/ 33954-NA	\$598	\$640	\$667	\$703	\$735	\$790	\$853	\$924	\$1,077	\$1,146	\$1,351
Phlebotomy Arm	\$195	\$209	\$218	\$230	\$241	\$259	\$280	\$304	\$355	\$378	\$446

FEATURES

- Double curve and open back
- Wall-saving designed frame
- Black non-marring glides
- Black frame

DIMENSIONS

SQUAREBACK AND ROUND BACK:

- Overall NA: 34"H | 24"W | 26"D
- Overall WA: 34"H | 26.75"W | 26"D
- Seat: 20"H | 22"W | 21.5"D
- Back: 14"H | 22"W
- COM Back: 0.85 yds.
- COM Seat: 0.85 yds
- COM Full: 1.5 yds.

SERIES	33	Rainbow	QS	\$
BACK STYLE	7	Wide Roundback		-
	9	Wide Squareback		-
LEG	54	4 Leg Stackable		-
ARM	NA	No Arm		-
	WA	With Arm		\$52
ARM CAP	BK	Black		-
	SK	Smoke		-
FRAME FINISH	BK	Black		-
	SIL	Silver		-
OPTIONS	BN	Ballistic Nylon Back		\$40
	PH	Phlebotomy Arm		VAR
	PHL	Phlebotomy Arm Left Side [From Seated Position]		VAR
	PHR	Phlebotomy Arm Right Side [From Seated Position]		VAR
FREIGHT OPTIONS	CL	CAL TB133		\$115
	FA	Fully Assembled		-
FREIGHT REQUIREMENTS	BW	Blanket Wrapped - Fully Assembled [25 unit minimum]		\$35
	AS	Allseating Standard		-
	FQ	Special Freight Instructions [Call for Quote]		VAR
	GD	Guaranteed Delivery Date and Time (Call for Quote)		VAR

• Use the following model codes to order the Phlebotomy Arm by itself for installation on existing chairs

*33APH-PHL	Phlebotomy Arm Left Side [From Seated Position]	VAR
*33APH-PHR	Phlebotomy Arm Right Side [From Seated Position]	VAR

NOTES

- Ships fully assembled in a box. For BW freight option, 25 unit minimum quantities apply, please check with Sales Support for details.
- For orders of less than 2, a cartoning surcharge of \$22 net will be incurred per order. WTR & WTL excluded.
- Rainbow Wide is suitable for up to 500lbs.
- Does not stack
- This product meets the requirements set forth in ANSI/BIFMA X5.1-2011.
- Dimensions are dependant on options selected. Product can be configured to comply with BIFMA G1-2002 Guidelines.

TO ORDER SIMPLY FILL IN THE BLANKS

33	-		-	54	-	WA	-		-	BK	-		-		-		-	
SERIES		BACK STYLE		LEG		ARM		FRAME FINISH		ARM FINISH		OPTIONS		FREIGHT OPTION		FREIGHT REQUIREMENTS		FABRIC CODE
												For additional options separate with (-) hyphen.						Please refer to allseating.com for fabric codes.



RAINBOW™ PLUS

DESIGN | ALLSEATING
GSA SIN | 33721

BASE PRICE | \$685

33454-WA

Code	Grade 1	Grade 2/ COM	Grade 3	Grade 4/ COL	Grade 5	Grade 6	Grade 7	Grade 8	Leather 1	Leather 2	Leather 3
33454-WA	\$685	\$741	\$777	\$825	\$867	\$941	\$1,025	\$1,119	\$1,324	\$1,415	\$1,689
Phlebotomy Arm	\$195	\$209	\$218	\$230	\$241	\$259	\$280	\$304	\$355	\$378	\$446

FEATURES

- Double curve and open back
- Wall-saving designed frame
- Black non-marring glides

DIMENSIONS

- Overall: 34.2"H | 33.3"W | 23.25"D
- Seat: 17"H | 30"W | 20"D
- Back: 16.3"H | 30"W

SERIES	33	Rainbow	QS	\$
BACK STYLE	4	Plus Squareback		-
LEG	54	4 Leg		-
ARM	WA	With Arm		-
ARM CAP	BK	Black		-
	SK	Smoke		-
FRAME FINISH	EB	Epoxy Black		-
	SIL	Silver		-
OPTIONS	BN	Ballistic Nylon Back		\$40
	PHL	Phlebotomy Arm Left Side [From Seated Position]		VAR
	PHR	Phlebotomy Arm Right Side [From Seated Position]		VAR
	CL	CAL TB133		\$115
FREIGHT OPTIONS	FA	Fully Assembled		-
	BW	Blanket Wrapped - Fully Assembled [25 unit minimum]		\$35
FREIGHT REQUIREMENTS	AS	Allseating Standard		-
	FQ	Special Freight Instructions [Call for Quote]		VAR
	GD	Guaranteed Delivery Date and Time (Call for Quote)		VAR

- Use the following model codes to order the Phlebotomy Arm by itself for installation on existing chairs

*33APH-PHL	Phlebotomy Arm Left Side [From Seated Position]	VAR
*33APH-PHR	Phlebotomy Arm Right Side [From Seated Position]	VAR

NOTES

- Ships fully assembled in a box. For BW freight option, 25 unit minimum quantities apply, please check with Sales Support for details.
- For orders of less than 2, a cartoning surcharge of \$22 net will be incurred per order.
- Rainbow Plus is suitable for up to 500lbs.
- Does not stack
- This product meets the requirements set forth in ANSI/BIFMA X5.1-2011.
- Dimensions are dependant on options selected. Product can be configured to comply with BIFMA G1-2002 Guidelines.

TO ORDER SIMPLY FILL IN THE BLANKS

33	-	4	-	54	-	WA	-		-		-		-		-		
SERIES		BACK STYLE		LEG		ARM		ARM CAP		FRAME FINISH		OPTIONS For additional options separate with (-) hyphen.		FREIGHT OPTION		FREIGHT REQUIREMENTS	FABRIC CODE Please refer to allseating.com for fabric codes.



INFO
PILLOWS
ASTUTE
AILES
CHIROFORM
DONE
EIGHTY TWO
ENTAIL
EXCHANGE
FLUID
FOSTER
HALSA
INERTIA
INNATE
JIF
L1
LEVO
MANTRA
PRATA
PRESTO
RAINBOW
REQUISITE
THERAPOD
TUCK
WATSON
YOU
ZIP



RAINBOW™ HIP

DESIGN | ALLSEATING
GSA SIN | 33721

BASE PRICE \$620										
33613-WA										
Grade 1	Grade 2/ COM	Grade 3	Grade 4/COL	Grade 5	Grade 6	Grade 7	Grade 8	Leather 1	Leather 2	Leather 3
\$620	\$662	\$689	\$725	\$757	\$812	\$875	\$946	\$1,099	\$1,168	\$1,373

FEATURES

- Double curve and open back
- Wall-saving designed frame
- Black non-marring glides
- Standard footrest in black nylon

DIMENSIONS

- Overall WA: 34"H | 26.5"W | 24.5"D
- Seat: 24"H | 22"W | 21.5"D
- Back: 14"H | 22"W
- Footrest: 6.625"H [from the floor] | 21"W | 5.5"D
- COM Back: 0.85 yds.
- COM Seat: 0.85 yds
- COM Full: 1.5 yds.

SERIES	33	Rainbow	QS	\$
BACK STYLE	6	Wide Squareback		-
LEG	54	4 Leg		-
ARM	WA	With Arm		-
FRAME FINISH	EB	Epoxy Black		-
	SIL	Silver		-
OPTIONS	BN	Ballistic Nylon Back		\$40
FREIGHT OPTIONS	FA	Fully Assembled		-
	BW	Blanket Wrapped - Fully Assembled [25 unit minimum]		\$35
FREIGHT REQUIREMENTS	AS	Allseating Standard		-
	FQ	Special Freight Instructions [Call for Quote]		VAR
	GD	Guaranteed Delivery Date and Time (Call for Quote)		VAR

NOTES

- Ships fully assembled in a box. For BW freight option, 25 unit minimum quantities apply, please check with Sales Support for details.
- For orders of less than 2, a cartoning surcharge of \$22 net will be incurred per order. WTR & WTL excluded.
- Rainbow Hip is suitable for up to 500lbs.
- Does not stack
- This product meets the requirements set forth in ANSI/BIFMA X5.1-2011.
- Dimensions are dependant on options selected. Product can be configured to comply with BIFMA G1-2002 Guidelines.

TO ORDER SIMPLY FILL IN THE BLANKS

33	-	6	-	13	-	WA	-		-		-		-		-	
SERIES		BACK STYLE		LEG		ARM		FRAME FINISH		OPTIONS		FREIGHT OPTION		FREIGHT REQUIREMENTS		FABRIC CODE
										For additional options separate with (-) hyphen.						Please refer to allseating.com for fabric codes.



INFO
PILLOWS
ASTUTE
AILES
CHIROFORM
DOVE
EIGHTY TWO
ENTAIL
EXCHANGE
FLUID
FOSTER
HAUSA
INERTIA
INNATE
JIF
L1
LEVO
MANTRA
PRATA
PRESTO
RAINBOW
REQUISITE
THERAPOD
TUCK
WATSON
YOU
ZIP



RAINBOW™ JUNIOR

DESIGN | ALLSEATING
GSA SIN | 33721

BASE PRICE | \$285

33854-NA

Grade 1	Grade 2/ COM	Grade 3	Grade 4/COL	Grade 5	Grade 6	Grade 7	Grade 8	Leather 1	Leather 2	Leather 3
\$285	\$302	\$313	\$327	\$340	\$362	\$387	\$415	\$477	\$504	\$586

FEATURES

- Double curve and open back
- Wall-saver designed frame
- Black non-marring glides
- Black frame
- Stacks 4 on the Floor

DIMENSIONS

- Overall: 26"H | 15"W | 15"D
- Seat: 14"H | 15"W | 13.75"D
- Back: 12"H | 14"W
- COM: 0.60 yd.

SERIES	33	Rainbow	QS	\$
BACK STYLE	8	Junior		-
LEG	54	4 Leg Stackable		-
ARM	NA	No Arm		-
FRAME FINISH	EB	Epoxy Black		-
	SIL	Silver		-
OPTIONS	AG	Adjustable Swivel Glide*		\$18
	CR	Chrome Rocker		\$26
	BN	Ballistic Nylon Back		\$35
	CL	CAL TB133		\$95
FREIGHT OPTIONS	FA	Fully Assembled		-
	BW	Blanket Wrapped - Fully Assembled [25 unit minimum]		\$35
FREIGHT REQUIREMENTS	AS	Allseating Standard		-
	FQ	Special Freight Instructions (Call for Quote)		VAR
	GD	Guaranteed Delivery Date and Time (Call for Quote)		VAR

NOTES

- Ships fully assembled in a box. For BW freight option, 25 unit minimum quantities apply, please check with Sales Support for details.
- For orders of less than 2, a cartoning surcharge of \$22 net will be incurred per order.
- This product meets the requirements set forth in ANSI/ BIFMA X5.1-2011 and is warranted for users up to 350 lbs
- Dimensions are dependant on options selected. Product can be configured to comply with BIFMA G1-2002 Guidelines.
- *Adjustable Swivel Glides ship un-installed.

TO ORDER SIMPLY FILL IN THE BLANKS

33	-	8	-	54	-		-		-		-		-	
SERIES		BACK STYLE		LEG		ARM		FRAME FINISH		OPTIONS For additional options separate with (-) hyphen.		FREIGHT OPTION		FREIGHT REQUIREMENTS
														FABRIC CODE Please refer to allseating.com for fabric codes.



REQUISITE[®] MIDBACK

DESIGN | TODD YETMAN
GSA SIN | 33721

BASE PRICE | \$1,080
21035

Grade 1	Grade 2/ COM	Grade 3	Grade 4/COL	Grade 5	Grade 6	Grade 7	Grade 8	Leather 1	Leather 2	Leather 3
\$1,080	\$1,129	\$1,161	\$1,203	\$1,239	\$1,304	\$1,378	\$1,460	\$1,639	\$1,719	\$1,959

FEATURES

- 4" Cylinder
- Side tension control
- Black nylon base standard
- Molded seat and foam back
- Standard carpet casters

DIMENSIONS

- Overall [Knee Tilt]: 39"-43.25"H | 28.5"W | 28.5"D
- Overall [Synchro Tilt]: 39"-43.25"H | 28.5"W | 28.5"D
- Seat [Knee Tilt]: 18"- 22.25"H | 20.5"W | 19.5"D
- Seat [Synchro Tilt]: 18"-22.25"H | 20.5"W | 19.5"D
- Back: 22"H | 20"W
- COM Full: 1.75 yds.

NOTES

- Ships knocked down.
- For BW and FA Freight Options, minimum quantities apply, please check with Sales Support for details.
- 7-Arms comes standard with 32 Synchro Tilt mechanism
- Tension is adjustable on OHC and OHH casters to accommodate various surfaces
- All other features are dependant on the control specified. Please refer to Control Choice on page 8 for full description of available features.
- This product meets the requirements set forth in ANSI/BIFMA X5.1-2011 and is warranted for users up to 350 lbs.
- Dimensions are dependant on options selected. Product can be configured to comply with BIFMA G1-2002 Guidelines.
- RC Specifications: Arm Height is 27.5"H from floor; Seat Height 19"H.
- LS Specifications: Seat: 16.25"-20.25"H.
- Arm wraps for aluminum loop arm will match fabric selection
- * Synchro tilt available only with 7-Arm
- ** Smoke base to match when specified.

SERIES	21	Requisite	QS	\$
BACK STYLE	0	Midback	•	-
CONTROL	35	Knee Tilt (KT3)	•	-
	32	Synchro Tilt* (TS70)	•	-
	PBK	Black Painted Aluminum Loop Arms w/wrap	•	\$95
ARM	PSK	Smoke Painted Aluminum Loop Arms w/wrap **	•	\$95
	ACA	Aluminum Loop Arms w/wrap	•	\$95
	7AB	Black 7-Arm	•	\$95
	7AS	Smoke 7-Arm**	•	\$95
	OPTIONS	AB	Aluminum Base	•
RC		Auto Return Cylinder (Fixed Height)	•	\$82
LS		Low Seat Height	•	\$53
LH		65mm (2.5") Dual Surface Casters	•	\$32
OHC		OH Carpet Casters [adjustable]	•	\$63
OHH		OH Dual Surface Casters [adjustable]	•	\$95
FREIGHT OPTIONS		KD	Knocked Down	
	BW	Blanket Wrapped - Fully Assembled [25 Unit Minimum]		\$75
	FA	Fully Assembled in Carton [25 Unit Minimum]		\$115
FREIGHT REQUIREMENTS	AS	Allseating Standard		-
	FQ	Special Freight Instructions (Call for Quote)		VAR
	GD	Guaranteed Delivery Date and Time (Call for Quote)		VAR

TO ORDER SIMPLY FILL IN THE BLANKS

21	-	0	-		-		-				
SERIES		BACK STYLE		CONTROL		ARM		OPTIONS <small>For additional options separate with (-) hyphen.</small>	FREIGHT OPTION	FREIGHT REQUIREMENTS	FABRIC CODE <small>Please refer to allseating.com for fabric codes.</small>

INFO
PILLOWS
ASTUTE
AILES
CHIROFORM
DONE
EIGHTY TWO
ENTAIL
EXCHANGE
FLUID
FOSTER
HALSA
INERTIA
INNATE
JIF
L1
LEVO
MANTRA
PRATA
PRESTO
RAINBOW
REQUISITE
THERAPOD
TUCK
WATSON
YOU
ZIP



REQUISITE[®] HIGHBACK

DESIGN | TODD YETMAN
GSA SIN | 33721

BASE PRICE \$1,230										
21135										
Grade 1	Grade 2/ COM	Grade 3	Grade 4/COL	Grade 5	Grade 6	Grade 7	Grade 8	Leather 1	Leather 2	Leather 3
\$1,230	\$1,286	\$1,322	\$1,370	\$1,412	\$1,486	\$1,570	\$1,664	\$1,869	\$1,960	\$2,234

FEATURES

- 4" Cylinder
- Side tension control
- Black nylon base standard
- Molded seat and foam back
- Standard carpet casters

DIMENSIONS

- Overall [Knee Tilt]: 46"-50.25"H | 28.5"W | 28.5"D
- Overall [Synchro Tilt]: 46"-50.25"H | 28.5"W | 28.5"D
- Seat [Knee Tilt]: 18"- 22.25"H | 20.5"W | 19.5"D
- Seat [Synchro Tilt]: 18"-22.25"H | 20.5"W | 19.5"D
- Back: 28"H | 19.5"W
- COM Full: 2 yds.

NOTES

- Ships knocked down.
- For BW and FA Freight Options, minimum quantities apply, please check with Sales Support for details.
- 7-Arms comes standard with 32 Synchro Tilt mechanism
- Tension is adjustable on OHC and OHH casters to accommodate various surfaces
- All other features are dependant on the control specified. Please refer to Control Choice on page 8 for full description of available features.
- This product meets the requirements set forth in ANSI/BIFMA X5.1-2011 and is warranted for users up to 350 lbs.
- Dimensions are dependant on options selected. Product can be configured to comply with BIFMA G1-2002 Guidelines.
- RC Specifications: Arm Height is 27.5"H from floor; Seat Height 19"H.
- LS Specifications: Seat: 16.25"-20.25"H.
- Arm wraps for aluminum loop arm will match fabric selection
- * Synchro tilt available only with 7-Arm
- ** Smoke base to match when specified.

SERIES	21	Requisite	QS	\$
BACK STYLE	1	Highback	•	-
CONTROL	35	Knee Tilt (KT3)	•	-
	32	Synchro Tilt* (TS70)	•	-
ARM	PBK	Black Painted Aluminum Loop Arms w/wrap	•	\$95
	PSK	Smoke Painted Aluminum Loop Arms w/wrap **	•	\$95
	ACA	Aluminum Loop Arms w/wrap	•	\$95
	7AB	Black 7-Arm	•	\$95
	7AS	Smoke 7-Arm**	•	\$95
OPTIONS	AB	Aluminum Base	•	\$65
	RC	Auto Return Cylinder (Fixed Height)	•	\$82
	LS	Low Seat Height	•	\$53
	LH	65mm (2.5") Dual Surface Casters	•	\$32
	OHC	OH Carpet Casters [adjustable]	•	\$63
	OHH	OH Dual Surface Casters [adjustable]	•	\$95
FREIGHT OPTIONS	KD	Knocked Down		-
	BW	Blanket Wrapped - Fully Assembled [25 Unit Minimum]		\$75
	FA	Fully Assembled in Carton [25 Unit Minimum]		\$115
FREIGHT REQUIREMENTS	AS	Allseating Standard		-
	FQ	Special Freight Instructions (Call for Quote)		VAR
	GD	Guaranteed Delivery Date and Time (Call for Quote)		VAR

TO ORDER SIMPLY FILL IN THE BLANKS

21	-	1	-		-		-		-		-		-	
SERIES		BACK STYLE		CONTROL		ARM		OPTIONS		FREIGHT OPTION		FREIGHT REQUIREMENTS		FABRIC CODE
								For additional options separate with (-) hyphen.						Please refer to allseating.com for fabric codes.



THERAPOD® THERAPIST HIGHBACK

DESIGN | ALLSEATING
GSA SIN | 33721

BASE PRICE | \$1,335

50180-NA

Grade 1	Grade 2/COM	Grade 3	Grade 4/COL	Grade 5	Grade 6	Grade 7	Grade 8	Leather 1	Leather 2	Leather 3
\$1,335	\$1,377	\$1,404	\$1,440	\$1,472	\$1,527	\$1,590	\$1,661	\$1,814	\$1,883	\$2,088

FEATURES

- 3.5" or 5.5" cylinder (depending on options selected)
- Composite base
- For arm features and travel specifications, see page 17
- Carpet casters

DIMENSIONS

- Overall: 40.5"- 44"H | 28"W | 28"D
- Seat: 16.5"- 20"H | 20"W | 18"D
- Back: 24"-28"H | 17"W
- COM: 1.75 yds.

NOTES

- Ships knocked down.
- For BW and FA freight options, minimum quantities apply, please check with Sales Support for details.
- Tension is adjustable on OHC and OHH casters to accommodate various surfaces
- All other features are dependant on the control specified. Please refer to Control Choice on page 8 for full description of available features.
- This product meets the requirements set forth in ANSI/BIFMA X5.1-2011 and is warranted for users up to 350 lbs.
- Dimensions are dependant on options selected. Product can be configured to comply with BIFMA G1-2002 Guidelines.
- *AWL | Not available with 4D, ATD, ATK, ATO.

SERIES	50	Therapod Therapist	QS	\$
BACK STYLE	1	Highback		-
CONTROL	80	Deluxe Tilt J-Bar (DJ)		-
	90	Value Plus (VP) (SS included)		\$34
ARM	NA	No Arm		-
	ATD	Adjustable T Arm Diamond Arm Cap*		\$70
	ATK	Adjustable T Arm Kidney Arm Cap*		\$70
	ATO	Adjustable T Arm Oval Arm Cap*		\$70
	4D	4 Dimensional Arm		\$130
	MF	Multi-Functional Arm [Width Adjustment Not Included]		\$158
OPTIONS	AWK	Adjustable Width Bracket (Knob)[Not Included with MF Arm]		\$30
	AWL	Adjustable Width Bracket (Lever)[Not Included with MF Arm]*		\$40
	LH	Dual Surface Casters		\$32
	OHC	OH Carpet Casters [adjustable]		\$63
	OHH	OH Dual Surface Casters [adjustable]		\$95
	SS	Seat Slider (range 2.5")		\$85
	NP	Neck Pad		\$30
	AB	Aluminum Base		\$65
	LS	Low Seat Height with 5" Travel		\$53
FREIGHT OPTIONS	KD	Knocked Down		-
	BW	Blanket Wrapped - Fully Assembled [25 Unit Minimum]		\$75
	FA	Fully Assembled in Carton [25 Unit Minimum]		\$115
FREIGHT REQUIREMENTS	AS	Allseating Standard		-
	FQ	Special Freight Instructions (Call for Quote)		VAR
	GD	Guaranteed Delivery Date and Time (Call for Quote)		VAR

TO ORDER SIMPLY FILL IN THE BLANKS

50	-	1	-	[]	-	[]	-	[]	-	[]	-	[]	
SERIES		BACK STYLE		CONTROL		ARM		OPTIONS		FREIGHT OPTION		FREIGHT REQUIREMENTS	
								For additional options separate with (-) hyphen.				Please refer to allseating.com for fabric codes.	

INFO
PILONS
ASTUTE
AILES
CHIRFORM
DOVE
EIGHTY TWO
ENTAIL
EXCHANGE
FLUID
FOSTER
HALSA
INERTIA
INNATE
JIF
L1
LEVO
MANTRA
PRATA
PRESTO
RAINBOW
REQUISITE
THERAPOD
TUCK
WATSON
YOU
ZIP



THERAPOD® THERAPIST EXTRA HIGHBACK

DESIGN | ALLSEATING
GSA SIN | 33721

BASE PRICE | \$1,400

50380-NA

Grade 1	Grade 2/ COM	Grade 3	Grade 4/COL	Grade 5	Grade 6	Grade 7	Grade 8	Leather 1	Leather 2	Leather 3
\$1,400	\$1,449	\$1,481	\$1,523	\$1,559	\$1,624	\$1,698	\$1,780	\$1,959	\$2,039	\$2,279

FEATURES

- 3.5" or 5.5" cylinder (depending on options selected)
- Composite base
- For arm features and travel specifications, see page 16
- Carpet casters

DIMENSIONS

- Overall: 46"- 51"H | 28"W | 28"D
- Seat: 16.5"- 22"H | 21"W | 18.5"D
- Back: 30"-34.5"H | 18"W
- COM: 2.0 yds.

NOTES

- Ships knocked down.
- For BW and FA freight options, minimum quantities apply, please check with Sales Support for details.
- Tension is adjustable on OHC and OHH casters to accommodate various surfaces
- All other features are dependant on the control specified. Please refer to Control Choice on page 8 for full description of available features.
- This product meets the requirements set forth in ANSI/BIFMA X5.1-2011 and is warranted for users up to 350 lbs.
- Dimensions are dependant on options selected. Product can be configured to comply with BIFMA G1-2002 Guidelines.
- *AWL | Not available with 4D, ATD, ATK, ATO.

SERIES	50	Therapod Therapist	QS	\$
BACK STYLE	3	Extra Highback		-
CONTROL	80	Deluxe Tilt J-Bar (DJ)		-
	90	Value Plus (VP) (SS included)		\$34
ARM	NA	No Arm		-
	ATD	Adjustable T Arm Diamond Arm Cap*		\$70
	ATK	Adjustable T Arm Kidney Arm Cap*		\$70
	ATO	Adjustable T Arm Oval Arm Cap*		\$70
	4D	4 Dimensional Arm		\$130
	MF	Multi-Functional Arm [Width Adjustment Not Included]		\$158
OPTIONS	AWK	Adjustable Width Bracket (Knob)[Not Included with MF Arm]		\$30
	AWL	Adjustable Width Bracket (Lever)[Not Included with MF Arm]*		\$40
	LH	Dual Surface Casters		\$32
	OHC	OH Carpet Casters [adjustable]		\$63
	OHH	OH Dual Surface Casters [adjustable]		\$95
	SS	Seat Slider (range 2.5")		\$85
	NP	Neck Pad		\$30
	AB	Aluminum Base		\$65
	LS	Low Seat Height with 5" Travel		\$53
FREIGHT OPTIONS	KD	Knocked Down		-
	BW	Blanket Wrapped - Fully Assembled [25 Unit Minimum]		\$75
	FA	Fully Assembled in Carton [25 Unit Minimum]		\$115
FREIGHT REQUIREMENTS	AS	Allseating Standard		-
	FQ	Special Freight Instructions (Call for Quote)		VAR
	GD	Guaranteed Delivery Date and Time (Call for Quote)		VAR

TO ORDER SIMPLY FILL IN THE BLANKS

50 -
 3 -
 -
 -
 -
 -
 -

SERIES **BACK STYLE** **CONTROL** **ARM** **OPTIONS** **FREIGHT OPTION** **FREIGHT REQUIREMENTS** **FABRIC CODE**
For additional options separate with (-) hyphen. Please refer to allseating.com for fabric codes.

INFO
PILONS
ASTUTE
AILES
CHIROFORM
DOVE
EIGHTY TWO
ENTAIL
EXCHANGE
FLUID
FOSTER
HALSA
INERTIA
INNATE
JIF
L1
LEVO
MANTRA
PRATA
PRESTO
RAINBOW
REQUISITE
THERAPOD
TUCK
WATSON
YOU
ZIP



TUCK® STACKER

BASE PRICE | \$290

11050-NA

Polypropylene Seat and Back	Grade 1	Grade 2/ COM	Grade 3	Grade 4/ COL	Grade 5	Grade 6	Grade 7	Grade 8	Leather 1	Leather 2	Leather 3
\$290	\$360	\$381	\$395	\$413	\$428	\$456	\$488	\$523	\$600	\$634	\$737

FEATURES

- Non-marring nylon glides
- Polypropylene seat and back
- Optional upholstered seat or seat pad includes shroud
- Polypropylene armcaps
- Wall-Saving designed frame
- Stacks on dolly:
- 35 (Sled), 20 (4-Leg)
- Stacks with upholstered seat:
- 18 (Sled), 12 (4-Leg)
- Stacks 12 on the floor
- Stacks 6 on the floor with Upholstered seats
- Caster Stacking

DIMENSIONS

- SLED Overall No Arm: 32.25"H | 21.5"W | 23"D
- SLED Overall With Arm: 32.25"H | 24.25"W | 23"D
- 4-LEG Overall No Arm: 32.25"H | 22.5"W | 23"D
- 4-LEG Overall With Arm: 32.25"H | 24.5"W | 23"D
- Seat: 18"H | 17.25"W | 18"D
- Back: 14.25"H | 18.5"W
- Fully Loaded Dolly: 73.5"H | 26"W | 42"D
- 12 Stacked on the floor: 43"H | 34"D
- Upholstered Seat and Upholstered Seat Pad add 0.75" to seat height
- COM: 0.75 yd.

NOTES

- 8 more poly and frame colours available with a minimum order quantity of 250 units: Crimson, Sage, Pacific, Cove, Carob, Maize, Autumn, Dune [please see frames and finishes section on the website or contact sales support for more details]
- Ships fully assembled in a box.
- For orders of less than 2, a cartoning surcharge of \$22 net will be incurred per order.
- Ganging glides are factory installed, Armless version only.
- Ganging brackets shipped separately: Requires Installation.
- This product meets the requirements set forth in ANSI/BIFMA X5.1-2011 and is warranted for users up to 350 lbs.
- Dimensions are dependant on options selected. Product can be configured to comply with BIFMA G1-2002 Guidelines.
- Nylon glides for use on carpet, ceramic tile, concrete, vinyl, VCT, rubber.
- Felt covered glides for sled are suitable for use on hardwood, marble.
- Felt covered glides for use on hardwood, marble.

SERIES	11	Tuck	QS	\$
BACK STYLE	0	Midback	•	-
LEG	50	Stackable Sled Base	•	-
	54	4-Leg	•	-
ARM	NA	No Arm	•	-
	WA	With Arm	•	\$52
FRAME FINISH COLLECTION 1	CM	Chrome	•	-
	PON	Onyx	•	-
	PCT	Cotton		-
	PSK	Smoke		-
	PHZ	Haze		-
	PMI	Midnight		-
	PBR	Birch		-
	PPO	Pottery		-
FRAME FINISH COLLECTION 2	PCU	Currant [25 unit minimum order quantity]		\$25
	PIN	Indigo [25 unit minimum order quantity]		\$25
	PCI	Citrus [25 unit minimum order quantity]		\$25
	PPI	Pine [25 unit minimum order quantity]		\$25
POLYPROPYLENE	ON	Onyx		-
Indicate:	CT	Cotton		-
B for Back	CU	Currant		-
S for Seat	MI	Midnight		-
A for Arm	HZ	Haze		-
	SK	Smoke		-
	BR	Birch		-
	IN	Indigo		-
	CI	Citrus		-
	PI	Pine		-
	PO	Pottery		-
OPTIONS	PAD	Upholstered Seat Pad		VAR
	UPH	Fully Upholstered Seat with Poly Back		VAR
	FG	Felt-Covered Glides	•	\$16
OPTIONS (Sled Only)	BB	Storage Tray		\$140
	GG	Ganging Glides [Set of 4, 2 Male, 2 Female; NA Only]	•	\$10
	GB	Ganging Brackets [set of 2]	•	\$10
OPTIONS (4-leg Only)	CA	Carpet Caster		\$45
	TC	Dual Surface Caster		\$55
FREIGHT OPTIONS	FA	Fully Assembled in Carton		-
	BW	Blanket Wrapped - Fully Assembled [25 Unit Minimum]		\$35
FREIGHT REQUIREMENTS	AS	Allseating Standard		-
	FQ	Special Freight Instructions (Call for Quote)		VAR
	GD	Guaranteed Delivery Date and Time (Call for Quote)		VAR

Dolly-35	Please ensure Dolly has separate model/line item with quantities specified	\$398
-----------------	--	-------

TO ORDER SIMPLY FILL IN THE BLANKS

11	-	0	-		-		-		-	B	-	S	-	A	-		-		-		-	
SERIES		BACK STYLE		LEG		ARM		FRAME FINISH		POLYPROPYLENE BACK		POLYPROPYLENE SEAT		POLYPROPYLENE ARM		OPTIONS		FREIGHT OPTION		FREIGHT REQUIREMENTS		FABRIC CODE
																For additional options separate with (-) hyphen.						Please refer to allseating.com for fabric codes.

INFO
PILONS
ASTUTE
AILES
CHIROFORM
DUNE
EIGHTY TWO
ENTAIL
EXCHANGE
FLUID
FOSTER
HALSA
INERTIA
INNATE
JIF
L1
LEVO
MANTRA
PRATA
PRESTO
RAINBOW
REQUISITE
THERAPOD
TUCK
WATSON
YOU
ZIP

TUCK® STOOL



BASE PRICE | \$538

11053-NA

Polypropylene Seat and Back	Grade 1	Grade 2/ COM	Grade 3	Grade 4/ COL	Grade 5	Grade 6	Grade 7	Grade 8	Leather 1	Leather 2	Leather 3
\$538	\$608	\$629	\$643	\$661	\$676	\$704	\$736	\$771	\$848	\$882	\$985

FEATURES

- Non-marring nylon glide
- Polypropylene seat and back
- Optional upholstered seat or seat pad includes shroud
- Polypropylene armcaps
- Stacks 5 units on the Floor; 4 units with upholstered seat
- Wall-saving designed frame

DIMENSIONS

- Overall [Counter Stool]: 39.5"H | 23.75"W | 25"D
- Seat [Counter Stool]: 24.75"H | 17.5"W | 19"D
- Overall [Bar Stool]: 45.5"H | 23.75"W | 27.5"D
- Seat [Bar Stool]: 31"H | 17.25"W | 19"D
- Back: 13.75"H | 18.25"W
- Upholstered Seat and Upholstered Seat Pad add 0.75" to seat height
- COM Full: 0.75 yd.

NOTES

- 8 more poly and frame colours available with a minimum order quantity of 250 units: Crimson, Sage, Pacific, Cove, Carob, Maize, Autumn, Dune [please see frames and finishes section on the website or contact sales support for more details]
- Ships fully assembled in 1-4 units per box.
- For orders of less than 2, a cartoning surcharge of \$22 net will be incurred per order.
- Ganging Glides are factory installed, Armless version only.
- Ganging Brackets shipped separately: Requires Installation.
- This product meets the requirements set forth in ANSI/BIFMA X5.1-2011 and is warranted for users up to 350 lbs.
- Dimensions are dependant on options selected. Product can be configured to comply with BIFMA G1-2002 Guidelines.
- Nylon glides for use on carpet, ceramic tile, concrete, vinyl, VCT, rubber.
- Felt covered glides for use on hardwood, marble.

SERIES	11	Tuck	QS	\$	
BACK STYLE	0	Midback		-	
LEG	53	Counter Stool		-	
	56	Bar Stool		-	
	52	4-Leg Counter Stool [NOT ON GSA CONTRACT]		-	
	55	4-Leg Bar Stool [NOT ON GSA CONTRACT]		-	
ARM	NA	No Arm		-	
	WA	With Arm		\$52	
FRAME FINISH COLLECTION 1	CM	Chrome	•	-	
	PON	Onyx	•	-	
	PCT	Cotton		-	
	PSK	Smoke		-	
	PHZ	Haze		-	
	PMI	Midnight		-	
	PBR	Birch		-	
	PPO	Pottery		-	
	FRAME FINISH COLLECTION 2	PCU	Currant [25 unit minimum order quantity]		\$25
		PIN	Indigo [25 unit minimum order quantity]		\$25
PCI		Citrus [25 unit minimum order quantity]		\$25	
PPI		Pine [25 unit minimum order quantity]		\$25	
ON		Onyx		-	
POLYPROPYLENE	Indicate:				
	B for Back	CU	Cotton	-	
	S for Seat	MI	Midnight	-	
	A for Arm	HZ	Haze	-	
		SK	Smoke	-	
		BR	Birch	-	
		IN	Indigo	-	
		CI	Citrus	-	
		PI	Pine	-	
		PO	Pottery	-	
	OPTIONS	PAD	Upholstered Seat Pad		VAR
		UPH	Fully Upholstered Seat with Poly Back		VAR
		FG	Felt-Covered Glides		\$16
OPTIONS [SLED ONLY]	GG	Ganging Glides [Set of 4, 2 Male, 2 Female; NA Only]		\$10	
	GB	Ganging Brackets [set of 2]		\$10	
FREIGHT OPTIONS	FA	Fully Assembled in Carton		-	
	BW	Blanket Wrapped - Fully Assembled [25 Unit Minimum]		\$35	
FREIGHT REQUIREMENTS	AS	Allseating Standard		-	
	FQ	Special Freight Instructions (Call for Quote)		VAR	
	GD	Guaranteed Delivery Date and Time (Call for Quote)		VAR	

TO ORDER SIMPLY FILL IN THE BLANKS

11	-	0	-		-		-	B	-	S	-	A	-		-		-			
SERIES		BACK STYLE		LEG		ARM		FRAME FINISH		POLYPROPYLENE BACK		POLYPROPYLENE SEAT		POLYPROPYLENE ARM		OPTIONS		FREIGHT REQUIREMENTS		FABRIC CODE
<p>For additional options separate with (-) hyphen. Please refer to allseating.com for fabric codes.</p>																				



TUCK® FULLY UPHOLSTERED

BASE PRICE | \$435

13050-NA

Grade 1	Grade 2/ COM	Grade 3	Grade 4/COL	Grade 5	Grade 6	Grade 7	Grade 8	Leather 1	Leather 2	Leather 3
\$435	\$470	\$493	\$523	\$549	\$595	\$648	\$706	\$834	\$891	\$1,063

FEATURES

- Non-marring nylon glide
- Upholstered seat and back
- Seat includes shroud
- Polypropylene armcaps
- Wall-Saving designed frame
- Stacks 15 on a dolly
- Stacks 6 on the floor
- Caster Stacking

DIMENSIONS

- SLED Overall No Arm:
32.25"H | 21.5"W | 23"D
- SLED Overall With Arm:
32.25"H | 24.25"W | 23"D
- 4-LEG Overall No Arm:
32.25"H | 22.5"W | 23"D
- 4-LEG Overall With Arm:
32.25"H | 24.5"W | 23"D
- Seat: 18"H | 17.25"W | 18"D
- Back: 14.25"H | 18.5"W
- Fully Loaded Dolly:
73.5"H | 26"W | 42"D
- 12 Stacked on the floor:
43"H | 34"D
- COM: 1.25 yd.

NOTES

- 8 more poly and frame colours available with a minimum order quantity of 250 units: Crimson, Sage, Pacific, Cove, Carob, Maize, Autumn, Dune [please see frames and finishes section on the website or contact sales support for more details]
- Ships fully assembled in a box.
- For orders of less than 2, a cartoning surcharge of \$22 net will be incurred per order.
- Ganging glides are factory installed, Armless version only.
- Ganging brackets shipped separately: Requires Installation.
- This product meets the requirements set forth in ANSI/BIFMA X5.1-2011 and is warranted for users up to 350 lbs.
- Dimensions are dependant on options selected. Product can be configured to comply with BIFMA G1-2002 Guidelines.
- Nylon glides for use on carpet, ceramic tile, concrete, vinyl, VCT, rubber.
- Felt covered glides for sled are suitable for use on hardwood, marble.

SERIES	13	Tuck Upholstered	QS	\$
BACK STYLE	O	Midback	•	-
LEG	50	Stackable Sled Base	•	-
	54	4-Leg	•	-
ARM	NA	No Arm	•	-
	WA	With Arm	•	\$52
FRAME FINISH COLLECTION 1	CM	Chrome	•	-
	PON	Onyx	•	-
	PCT	Cotton		-
	PSK	Smoke		-
	PHZ	Haze		-
	PMI	Midnight		-
	PBR	Birch		-
	PPO	Pottery		-
FRAME FINISH COLLECTION 2	PCU	Currant [25 unit minimum order quantity]		\$25
	PIN	Indigo [25 unit minimum order quantity]		\$25
	PCI	Citrus [25 unit minimum order quantity]		\$25
	PPI	Pine [25 unit minimum order quantity]		\$25
POLYPROPYLENE ARM	ON	Onyx		-
	CT	Cotton		-
	CU	Currant		-
	MI	Midnight		-
	HZ	Haze		-
	SK	Smoke		-
	BR	Birch		-
	IN	Indigo		-
	CI	Citrus		-
	PI	Pine		-
	PO	Pottery		-
OPTIONS	FG	Felt-Covered Glides	•	\$16
OPTIONS (Sled Only)	BB	Storage Tray	•	\$140
	GG	Ganging Glides [Set of 4, 2 Male, 2 Female; NA Only]	•	\$10
	GB	Ganging Brackets [set of 2]	•	\$10
OPTIONS (4-leg only)	CA	Carpet Caster		\$45
	TC	Dual Surface Caster		\$55
FREIGHT OPTIONS	FA	Fully Assembled in Carton	•	-
	BW	Blanket Wrapped - Fully Assembled [25 Unit Minimum]		\$35
FREIGHT REQUIREMENTS	AS	Allseating Standard		-
	FQ	Special Freight Instructions (Call for Quote)		VAR
	GD	Guaranteed Delivery Date and Time (Call for Quote)		VAR
	Dolly-35	Please ensure Dolly has separate model/line item with quantities specified		\$398

TO ORDER SIMPLY FILL IN THE BLANKS

13	0				A				
SERIES	BACK STYLE	LEG	ARM	FRAME FINISH	POLYPROPYLENE ARM	OPTIONS For additional options separate with (-) hyphen.	FREIGHT OPTION	FREIGHT REQUIREMENTS	FABRIC CODE Please refer to allseating.com for fabric codes.



TUCK® STOOL FULLY UPHOLSTERED

DESIGN | TODD YETMAN
GSA SIN | 33721

BASE PRICE | \$680

13053-NA

Grade 1	Grade 2/COM	Grade 3	Grade 4/COL	Grade 5	Grade 6	Grade 7	Grade 8	Leather 1	Leather 2	Leather 3
\$680	\$715	\$738	\$768	\$794	\$840	\$893	\$951	\$1,079	\$1,136	\$1,308

FEATURES

- Standard nylon glide
- Upholstered seat and back
- Seat includes shroud
- Polypropylene armcaps
- Wall-saving designed frame
- Stacks 4 units on the floor

DIMENSIONS

- Overall Counter Stool: 39.5"H | 23.75"W | 25"D
- Seat Counter Stool: 24.75"H | 17.5"W | 19"D
- Overall Bar Stool: 45.5"H | 23.75"W | 27.5"D
- Seat Bar Stool: 31"H | 17.5"W | 19"D
- Back: 13.75"H | 18.25"W
- COM Full: 1.25 yd.

NOTES

- 8 more poly and frame colours available with a minimum order quantity of 250 units: Crimson, Sage, Pacific, Cove, Carob, Maize, Autumn, Dune [please see frames and finishes section on the website or contact sales support for more details]
- Ships fully assembled in a box.
- For orders of less than 2, a cartoning surcharge of \$22 net will be incurred per order.
- Ganging Glides are factory installed, Armless version only.
- Ganging Brackets shipped separately: Requires Installation.
- This product meets the requirements set forth in ANSI/BIFMA X5.1-2011 and is warranted for users up to 350 lbs.
- Dimensions are dependant on options selected. Product can be configured to comply with BIFMA G1-2002 Guidelines.
- Ships 1-4 units per Box.
- Nylon glides for use on carpet, ceramic tile, concrete, vinyl, VCT, rubber.
- Felt covered glides for use on hardwood, marble.

SERIES	13	Tuck Upholstered	72HR	\$	
BACK STYLE	0	Midback		-	
LEG	53	Counter Stool		-	
	56	Bar Stool		-	
	52	4-Leg Counter Stool [NOT ON GSA CONTRACT]		-	
	55	4-Leg Bar Stool [NOT ON GSA CONTRACT]		-	
	ARM	NA	No Arm		-
FRAME FINISH COLLECTION 1	WA	With Arm		\$52	
	CM	Chrome	•	-	
	PON	Onyx	•	-	
	PCT	Cotton		-	
	PSK	Smoke		-	
	PHZ	Haze		-	
	PMI	Midnight		-	
	PBR	Birch		-	
	PPO	Pottery		-	
	FRAME FINISH COLLECTION 2	PCU	Currant [25 unit minimum order quantity]		\$25
PIN		Indigo [25 unit minimum order quantity]		\$25	
PCI		Citrus [25 unit minimum order quantity]		\$25	
PPI		Pine [25 unit minimum order quantity]		\$25	
POLYPROPYLENE ARM		ON	Onyx		-
	CT	Cotton		-	
	CU	Currant		-	
	MI	Midnight		-	
	HZ	Haze		-	
	SK	Smoke		-	
	BR	Birch		-	
	IN	Indigo		-	
	CI	Citrus		-	
	PI	Pine		-	
	PO	Pottery		-	
	OPTIONS	FG	Felt-Covered Glides		\$16
	OPTIONS [SLED ONLY]	GG	Ganging Glides [Set of 4, 2 Male, 2 Female; NA Only]		\$10
GB		Ganging Brackets [set of 2]		\$10	
FREIGHT OPTIONS	FA	Fully Assembled in Carton		-	
	BW	Blanket Wrapped - Fully Assembled [25 Unit Minimum]		\$35	
FREIGHT REQUIREMENTS	AS	Allseating Standard		-	
	FQ	Special Freight Instructions (Call for Quote)		VAR	
	GD	Guaranteed Delivery Date and Time (Call for Quote)		VAR	

TO ORDER SIMPLY FILL IN THE BLANKS

13	0				A				
SERIES	BACK STYLE	LEG	ARM	FRAME FINISH	POLYPROPYLENE ARM	OPTIONS For additional options separate with (-) hyphen.	FREIGHT OPTION	FREIGHT REQUIREMENTS	FABRIC CODE Please refer to allseating.com for fabric codes.

TUCK® COLLABORATIVE

DESIGN | TODD YETMAN

GSA SIN | 33721



BASE PRICE | \$470

11051-NA

Polypropylene Seat and Back	Grade 1	Grade 2/ COM	Grade 3	Grade 4/ COL	Grade 5	Grade 6	Grade 7	Grade 8	Leather 1	Leather 2	Leather 3
\$470	\$540	\$561	\$575	\$593	\$608	\$636	\$668	\$703	\$780	\$814	\$917

FEATURES

- Polypropylene seat and back
- Polypropylene arms
- Sit to counter includes adjustable footring

DIMENSIONS

- Overall: 30.25"-34.75"H | 28"W | 28"D
- Seat: 16.25" - 20.5"H | 19.25"W | 17.5"D
- Back: 13.75"H | 18.25"W
- Upholstered Seat and Upholstered Seat Pad add 0.75" to seat height
- COM: 0.75 yds.

NOTES

- 8 more poly and frame colours available with a minimum order quantity of 250 units: Crimson, Sage, Pacific, Cove, Carob, Maize, Autumn, Dune [please see frames and finishes section on the website or contact sales support for more details]
- This product meets the requirements set forth in ANSI/ BIFMA X5.1-2011 and is warranted for users up to 350lbs.
- For BW and FA Freight Options, minimum quantities apply, please check with Sales Support for details.
- Dimensions are dependant on options selected. Product can be configurd to comply with BIFMA G1-2002 Guidelines.

SERIES	11	Tuck	QS	\$
BACK STYLE	0	Midback		-
LEG	51	Basic Swivel		-
	57	Swivel Tilt		\$52
ARM	NA	No Arm		-
	WA	With Arm		\$52
FRAME FINISH COLLECTION 1	CM	Chrome		-
	PON	Onyx		-
	PCT	Cotton		-
	PSK	Smoke		-
	PHZ	Haze		-
	PMI	Midnight		-
	PBR	Birch		-
	PPO	Pottery		-
FRAME FINISH COLLECTION 2 [25 unit minimum order quantity]	PCU	Currant [25 unit minimum order quantity]		\$26
	PIN	Indigo [25 unit minimum order quantity]		\$26
	PCI	Citrus [25 unit minimum order quantity]		\$26
	PPI	Pine [25 unit minimum order quantity]		\$26
POLYPROPYLENE Indicate: B for Back S for Seat A for Arm	ON	Onyx		-
	CT	Cotton		-
	CU	Currant		-
	MI	Midnight		-
	HZ	Haze		-
	SK	Smoke		-
	BR	Birch		-
	IN	Indigo		-
	CI	Citrus		-
	PI	Pine		-
	PO	Pottery		-
	OPTIONS	PAD	Upholstered Seat Pad	
UPH		Fully Upholstered Seat with Poly Back		VAR
LH		65mm (2.5") Dual Surface Casters		\$32
BKB		Black Nylon Base		-
SKB		Smoke Nylon Base		\$35
HAB		High Profile Aluminum Base		\$65
FREIGHT OPTIONS	SC	Sit to Counter		\$138
	KD	Knocked Down		-
FREIGHT REQUIREMENTS	BW	Blanket Wrapped - Fully Assembled [25 Unit Minimum]		\$75
	AS	Allseating Standard		-
	FQ	Special Freight Instructions (Call for Quote)		VAR
	GD	Guaranteed Delivery Date and Time (Call for Quote)		VAR

TO ORDER SIMPLY FILL IN THE BLANKS

11	-	0	-	51	-		-		-	B	-	S	-	A	-		-		-		-	
SERIES		BACK STYLE		LEG		ARM		FRAME FINISH		POLYPROPYLENE BACK		POLYPROPYLENE SEAT		POLYPROPYLENE ARM		OPTIONS <small>For additional options separate with (-) hyphen.</small>		FREIGHT OPTION		FREIGHT REQUIREMENTS		FABRIC CODE <small>Please refer to allseating.com for fabric codes.</small>



TUCK® UPHOLSTERED COLLABORATIVE

DESIGN | TODD YETMAN
GSA SIN | 33721

BASE PRICE | \$620

13051-NA

Grade 1	Grade 2/COM	Grade 3	Grade 4/COL	Grade 5	Grade 6	Grade 7	Grade 8	Leather 1	Leather 2	Leather 3
\$620	\$655	\$678	\$708	\$734	\$780	\$833	\$891	\$1,019	\$1,076	\$1,248

FEATURES

- Upholstered seat and back
- Polypropylene arms
- Sit to counter includes adjustable footing

DIMENSIONS

- Overall: 32.75"H | 26.5"W | 26.5"D
- Seat: 16- 20.5"H | 17.25"W | 18"D
- Back: 16"H | 17.5"W
- COM: 1.25 yd.

NOTES

- 8 more poly and frame colours available with a minimum order quantity of 250 units: Crimson, Sage, Pacific, Cove, Carob, Maize, Autumn, Dune [please see frames and finishes section on the website or contact sales support for more details]
- This product meets the requirements set forth in ANSI/BIFMA X5.1-2011 and is warranted for users up to 350lbs.
- For BW and FA Freight Options, minimum quantities apply, please check with Sales Support for details.
- Dimensions are dependant on options selected. Product can be configurd to comply with BIFMA G1-2002 Guidelines.

SERIES	13	Tuck Upholstered	QS	\$
BACK STYLE	0	Midback	-	-
LEG	51	Basic Swivel	-	-
	57	Swivel Tilt	-	\$52
ARM	NA	No Arm	-	-
	WA	With Arm	-	\$52
FRAME FINISH COLLECTION 1	CM	Chrome	-	-
	PON	Onyx	-	-
	PCT	Cotton	-	-
	PSK	Smoke	-	-
	PHZ	Haze	-	-
	PMI	Midnight	-	-
	PBR	Birch	-	-
	PPO	Pottery	-	-
	FRAME FINISH COLLECTION 2 [25 unit minimum order quantity]	PCU	Currant [25 unit minimum order quantity]	-
PIN		Indigo [25 unit minimum order quantity]	-	\$26
PCI		Citrus [25 unit minimum order quantity]	-	\$26
PPI		Pine [25 unit minimum order quantity]	-	\$26
POLYPROPYLENE ARM		ON	Onyx	-
	CT	Cotton	-	-
	CU	Currant	-	-
	MI	Midnight	-	-
	HZ	Haze	-	-
	SK	Smoke	-	-
	BR	Birch	-	-
	IN	Indigo	-	-
	CI	Citrus	-	-
	PI	Pine	-	-
	PO	Pottery	-	-
OPTIONS	LH	65mm (2.5") Dual Surface Casters	-	\$32
	BKB	Black Nylon Base	-	-
	SKB	Smoke Nylon Base	-	\$35
	HAB	High Profile Aluminum Base	-	\$65
	SC	Sit to Counter	-	\$138
FREIGHT OPTIONS	KD	Knocked Down	-	-
	BW	Blanket Wrapped - Fully Assembled [25 Unit Minimum]	-	\$75
FREIGHT REQUIREMENTS	AS	Allseating Standard	-	-
	FQ	Special Freight Instructions (Call for Quote)	-	VAR
	GD	Guaranteed Delivery Date and Time (Call for Quote)	-	VAR

TO ORDER SIMPLY FILL IN THE BLANKS

13	-	0	-	51	-		-		-		-		-		-			
SERIES		BACK STYLE		LEG		ARM		FRAME FINISH		POLYPROPYLENE ARM		OPTIONS For additional options separate with (-) hyphen.		FREIGHT OPTION		FREIGHT REQUIREMENTS		FABRIC CODE Please refer to allseating.com for fabric codes.



TUCK® COLLABORATIVE STOOL

DESIGN | TODD YETMAN

GSA SIN | 33721

BASE PRICE | \$605

11051-NA-8

Polypropylene Seat and Back	Grade 1	Grade 2/ COM	Grade 3	Grade 4/ COL	Grade 5	Grade 6	Grade 7	Grade 8	Leather 1	Leather 2	Leather 3
\$605	\$675	\$696	\$710	\$728	\$743	\$771	\$803	\$838	\$915	\$949	\$1,052

FEATURES

- Polypropylene seat and back
- Polypropylene arms
- Includes an adjustable footring

DIMENSIONS

- Overall 8": 34.25"-41.75"H | 28"W | 28"D
- Seat 8": 20.25"-27.5"H | 17.5"W | 19.25"D
- Overall 10": 34.75"-45.75"H | 27"W | 27"D
- Seat 10": 20.25"-30.25"H | 17.5"W | 19.25"D
- Back: 13.75"H | 18.25"W
- COM: 0.75 yds.

NOTES

- 8 more poly and frame colours available with a minimum order quantity of 250 units: Crimson, Sage, Pacific, Cove, Carob, Maize, Autumn, Dune [please see frames and finishes section on the website or contact sales support for more details]
- This product meets the requirements set forth in ANSI/ BIFMA X5.1-2011 and is warranted for users up to 350lbs.
- Ships knocked down. For BW Freight Option, 25 unit minimum quantities apply. Please check with Sales Support for details.
- Dimensions are dependant on options selected. Product can be configurd to comply with BIFMA G1-2002 Guidelines.

SERIES	11	Tuck	QS	\$
BACK STYLE	0	Midback		-
LEG	51	Basic Swivel		-
ARM	NA	No Arm		-
	WA	With Arm		\$52
STOOL OPTION	8	8" Stool Package		-
	10	10" Stool Package		\$36
FRAME FINISH COLLECTION 1	CM	Chrome		-
	PON	Onyx		-
	PCT	Cotton		-
	PSK	Smoke		-
	PHZ	Haze		-
	PMI	Midnight		-
	PBR	Birch		-
	PPO	Pottery		-
FRAME FINISH COLLECTION 2 [25 unit minimum order quantity]	PCU	Currant [25 unit minimum order quantity]		\$26
	PIN	Indigo [25 unit minimum order quantity]		\$26
	PCI	Citrus [25 unit minimum order quantity]		\$26
	PPI	Pine [25 unit minimum order quantity]		\$26
POLYPROPYLENE	ON	Onyx		-
Indicate:	CT	Cotton		-
B for Back	CU	Currant		-
S for Seat	MI	Midnight		-
A for Arm	HZ	Haze		-
	SK	Smoke		-
	BR	Birch		-
	IN	Indigo		-
	CI	Citrus		-
	PI	Pine		-
	PO	Pottery		-
OPTIONS	PAD	Upholstered Seat Pad		VAR
	UPH	Fully Upholstered Seat with Poly Back		VAR
	H	Dual Surface Casters [10" Stool Only]		\$30
	LH	Dual Surface Casters [8" Stool Only]		\$32
	G	Glides [10" Stool Only]		\$30
	BKB	Black Nylon Base		-
	SKB	Smoke Nylon Base		\$35
	AB	Aluminum Base		\$65
FREIGHT OPTIONS	KD	Knocked Down		-
	BW	Blanket Wrapped - Fully Assembled [25 Unit Minimum]		\$75
FREIGHT REQUIREMENTS	AS	Allseating Standard		-
	FQ	Special Freight Instructions (Call for Quote)		VAR
	GD	Guaranteed Delivery Date and Time (Call for Quote)		VAR

TO ORDER SIMPLY FILL IN THE BLANKS

11	0	51				B	S	A				
SERIES	BACK STYLE	LEG	ARM	STOOL	FRAME FINISH	POLYPROPYLENE BACK	POLYPROPYLENE SEAT	POLYPROPYLENE ARM	OPTIONS	FREIGHT OPTION	FREIGHT REQUIREMENTS	FABRIC CODE
<small>For additional options separate with () hyphen. Please refer to allseating.com for fabric codes.</small>												



TUCK® UPHOLSTERED COLLAB. STOOL

DESIGN | TODD YETMAN
GSA SIN | 33721

BASE PRICE | \$755

13051-NA-8

Grade 1	Grade 2/COM	Grade 3	Grade 4/COL	Grade 5	Grade 6	Grade 7	Grade 8	Leather 1	Leather 2	Leather 3
\$755	\$790	\$813	\$843	\$869	\$915	\$968	\$1,026	\$1,154	\$1,211	\$1,383

FEATURES

- Upholstered seat and back
- Polypropylene arms
- Optional upholstered seat or seat pad includes shroud
- Includes adjustable footing

DIMENSIONS

- Overall 8": 34.25"-41.75"H | 28"W | 28"D
- Seat 8": 20.25"-27.5"H | 17.5"W | 19.25"D
- Overall 10": 34.75"-45.75"H | 27"W | 27"D
- Seat 10": 20.25"-30.25"H | 17.5"W | 19.25"D
- Back: 13.75"H | 18.25"W
- Upholstered Seat and Upholstered Seat Pad add 0.75" to seat height
- COM: 0.75 yds.

NOTES

- 8 more poly and frame colours available with a minimum order quantity of 250 units: Crimson, Sage, Pacific, Cove, Carob, Maize, Autumn, Dune [please see frames and finishes section on the website or contact sales support for more details]
- This product meets the requirements set forth in ANSI/BIFMA X5.1-2011 and is warranted for users up to 325lbs.
- Ships knocked down. For BW and FA Freight Options, minimum quantities apply, please check with Sales Support for details.
- Dimensions are dependant on options selected. Product can be configurd to comply with BIFMA G1-2002 Guidelines.

SERIES	13	Tuck Upholstered	QS	\$
BACK STYLE	0	Midback	-	-
LEG	51	Basic Swivel	-	-
ARM	NA	No Arm	-	-
	WA	With Arm	-	\$52
STOOL OPTION	8	8" Stool Package	-	-
	10	10" Stool Package	-	\$36
FRAME FINISH COLLECTION 1	CM	Chrome	-	-
	PON	Onyx	-	-
	PCT	Cotton	-	-
	PSK	Smoke	-	-
	PHZ	Haze	-	-
	PMI	Midnight	-	-
	PBR	Birch	-	-
	PPO	Pottery	-	-
FRAME FINISH COLLECTION 2 [25 unit minimum order quantity]	PCU	Currant [25 unit minimum order quantity]	-	\$26
	PIN	Indigo [25 unit minimum order quantity]	-	\$26
	PCI	Citrus [25 unit minimum order quantity]	-	\$26
	PPI	Pine [25 unit minimum order quantity]	-	\$26
POLYPROPYLENE ARM	ON	Onyx	-	-
	CT	Cotton	-	-
	CU	Currant	-	-
	MI	Midnight	-	-
	HZ	Haze	-	-
	SK	Smoke	-	-
	BR	Birch	-	-
	IN	Indigo	-	-
	CI	Citrus	-	-
	PI	Pine	-	-
	PO	Pottery	-	-
OPTIONS	H	Dual Surface Casters [10" Stool Only]	-	\$30
	LH	Dual Surface Casters [8" Stool Only]	-	\$32
	G	Glides [10" Stool Only]	-	\$30
	BKB	Black Nylon Base	-	-
	SKB	Smoke Nylon Base	-	\$35
	AB	Aluminum Base	-	\$65
FREIGHT OPTIONS	KD	Knocked Down	-	-
	BW	Blanket Wrapped - Fully Assembled [25 Unit Minimum]	-	\$75
FREIGHT REQUIREMENTS	AS	Allseating Standard	-	-
	FQ	Special Freight Instructions (Call for Quote)	-	VAR
	GD	Guaranteed Delivery Date and Time (Call for Quote)	-	VAR

TO ORDER SIMPLY FILL IN THE BLANKS

13	-	0	-	51	-		-		-		-	A	-		-		-			
SERIES		BACK STYLE		LEG		ARM		STOOL		FRAME FINISH		POLYPROPYLENE ARM		OPTIONS		FREIGHT OPTION		FREIGHT REQUIREMENTS		FABRIC CODE
<p>For additional options separate with (-) hyphen. Please refer to allseating.com for fabric codes.</p>																				



TUCK® NESTER

DESIGN | TODD YETMAN
GSA SIN | 33721

BASE PRICE | \$577

11058-NA

Polypropylene Seat and Back	Grade 1	Grade 2/ COM	Grade 3	Grade 4/ COL	Grade 5	Grade 6	Grade 7	Grade 8	Leather 1	Leather 2	Leather 3
\$577	\$647	\$668	\$682	\$700	\$715	\$743	\$775	\$810	\$887	\$921	\$1,024

FEATURES

- Standard carpet caster with optional hard surface caster
- Polypropylene seat, back and arm caps
- Optional upholstered seat
- Fully upholstered version with 13 series
- Wall-saving designed frame
- Bumpers on frame tighten nesting for ease of transport
- Shroud matches seat selection.
- Upholstered seat requires Seat poly selection to determine shroud color.

DIMENSIONS

- Overall: 32.5"H | 23"W | 22.5"D
- Seat: 18.5"H | 17"D | 17.75"W
- Back: 13.75"H | 18.25"W

NESTING DEPTH:

- Poly: 21.5"D + 6.5"/chair added
- Upholstered Seat and Upholstered Seat Pad add 0.75" to seat height
- COM Seat: 0.75yds

NOTES

- Ships fully assembled in a box. For BW Freight Option, 25 unit minimum quantities apply. Please check with Sales Support for details.
- For orders of less than 2, a cartoning surcharge of \$22 net will be incurred per order.
- This product meets the requirements set forth in ANSI/ BIFMA X5.1-2011 and is warranted for users up to 350 lbs.

SERIES	11	Tuck	QS	\$
BACK STYLE	0	Midback		-
LEG	58	Nester		-
ARM	NA	No Arm		-
	WA	With Arm		\$52
FRAME FINISH COLLECTION 1	CM	Chrome		-
	PON	Onyx		-
	PCT	Cotton		-
	PSK	Smoke		-
POLYPROPYLENE	ON	Onyx		-
	SK	Smoke		-
	CT	Cotton		-
OPTIONS	UPH	Fully Upholstered Seat with Poly Back		VAR
	TC	Dual Surface Caster		\$55
FREIGHT OPTIONS	FA	Fully Assembled in Carton [25 Unit Minimum]		-
	BW	Blanket Wrapped - Fully Assembled [25 Unit Minimum]		\$35
FREIGHT REQUIREMENTS	AS	Allseating Standard		-
	FQ	Special Freight Instructions (Call for Quote)		VAR
	GD	Guaranteed Delivery Date and Time (Call for Quote)		VAR

TO ORDER SIMPLY FILL IN THE BLANKS

11	0	58				B	S	A				
SERIES	BACK STYLE	LEG	ARM	STOOL	FRAME FINISH	POLYPROPYLENE BACK	POLYPROPYLENE SEAT	POLYPROPYLENE ARM	OPTIONS <small>For additional options separate with () hyphen.</small>	FREIGHT OPTION	FREIGHT REQUIREMENTS	FABRIC CODE <small>Please refer to allseating.com for fabric codes.</small>



TUCK® NESTER FULLY UPHOLSTERED

DESIGN | TODD YETMAN
GSA SIN | 33721

BASE PRICE | \$712

13058-NA

Grade 1	Grade 2/ COM	Grade 3	Grade 4/COL	Grade 5	Grade 6	Grade 7	Grade 8	Leather 1	Leather 2	Leather 3
\$712	\$747	\$770	\$800	\$826	\$872	\$925	\$983	\$1,111	\$1,168	\$1,340

FEATURES

- Standard carpet caster with optional hard surface caster
- Upholstered seat and back with poly arm caps
- Wall-saving designed frame
- Bumpers on frame tighten nesting for ease of transport
- Seat color selection required to determine shroud color.

DIMENSIONS

- Overall: 32.5"H | 23"W | 22.5"D
- Seat: 18.5"H | 17"W | 17.5"D
- Back: 13.75"W | 18.75"H

NESTING DEPTH:

- Poly: 21.5"D + 6.5"/chair added
- COM: 1.25yds

SERIES	13	Tuck Fully Upholstered	QS	\$
BACK STYLE	O	Midback		-
LEG	58	Nester		-
ARM	NA	No Arm		-
	WA	With Arm		\$52
FRAME FINISH COLLECTION 1	CM	Chrome		-
	PON	Onyx		-
	PCT	Cotton		-
	PSK	Smoke		-
	ON	Onyx		-
POLYPROPYLENE Indicate: A for arm, S for seat	SK	Smoke		-
	CT	Cotton		-
	TC	Dual Surface Caster		\$55
FREIGHT OPTIONS	FA	Fully Assembled in Carton [25 Unit Minimum]		-
	BW	Blanket Wrapped - Fully Assembled [25 Unit Minimum]		\$35
	AS	Allseating Standard		-
FREIGHT REQUIREMENTS	FQ	Special Freight Instructions (Call for Quote)		VAR
	GD	Guaranteed Delivery Date and Time (Call for Quote)		VAR

NOTES

- Ships fully assembled in a box. For BW Freight Option, 25 unit minimum quantities apply. Please check with Sales Support for details.
- For orders of less than 2, a cartoning surcharge of \$22 net will be incurred per order.
- This product meets the requirements set forth in ANSI/BIFMA X5.1-2011 and is warranted for users up to 350 lbs.

TO ORDER SIMPLY FILL IN THE BLANKS

13	0	58				S	A				
SERIES	BACK STYLE	LEG	ARM	STOOL	FRAME FINISH	POLYPROPYLENE SEAT	POLYPROPYLENE ARM	OPTIONS <small>For additional options separate with (-) hyphen.</small>	FREIGHT OPTION	FREIGHT REQUIREMENTS	FABRIC CODE <small>Please refer to allseating.com for fabric codes.</small>

WATSON CLUB CHAIR

DESIGN | TODD YETMAN
OPEN MARKET



BASE PRICE \$2,400											
W2010											
Code	Grade 1	Grade 2/ COM	Grade 3	Grade 4/ COL	Grade 5	Grade 6	Grade 7	Grade 8	Leather 1	Leather 2	Leather 3
Inner [Seat, Arms, and Back]	\$1,200	\$1,298	\$1,361	\$1,445	\$1,519	\$1,648	\$1,795	\$1,960	\$2,318	\$2,478	\$2,957
Outer [Seat and Arms]	\$1,200	\$1,298	\$1,361	\$1,445	\$1,519	\$1,648	\$1,795	\$1,960	\$2,318	\$2,478	\$2,957

FEATURES

- 5" high solid Canadian birch legs in 3 finishes: light, medium, and dark
- Multi-density molded foam coupled with webbing provides comfort, durability, and longevity
- Dual upholstery available for inner and outer portions
- Seam detailing for tailored exterior look

SERIES	W2	Watson	QS	\$
BACK STYLE	0	Midback		-
LEG	30	Sofa		-
LEG FINISH	LT	Light Birch		-
	MD	Medium Birch		-
	DK	Dark Birch		-
FREIGHT OPTIONS	PA	Partially Assembled		\$75
FREIGHT REQUIREMENTS	AS	Allseating Standard		-
	FQ	Special Freight Instructions [Call for Quote]		VAR
	GD	Guaranteed Delivery Date and Time [Call for Quote]		VAR

DIMENSIONS

- Overall: 28.5"H | 83.8"W | 34.2"D
- Seat: 15.5"H | 21.3"D
- Leg Height: 5"
- COM Inner Back and Arms: 6 yards
- COM Outer Cover: 6 yards
- COM Full: 12 yards

NOTES

- Ships partially assembled [legs off]
- This product meets the requirements set forth in ANSI/BIFMA HCF8.1

TO ORDER SIMPLY FILL IN THE BLANKS

W2	-	0	-	10	-		-		-		-	
SERIES		BACK STYLE		LEG		LEG FINISH		OPTIONS For additional options separate with (-) hyphen.		FREIGHT REQUIREMENTS		FABRIC CODE Please refer to allseating.com for fabric codes.

WATSON LOVESEAT

DESIGN | TODD YETMAN
OPEN MARKET



BASE PRICE | \$3,850 W2020

Code	Grade 1	Grade 2/ COM	Grade 3	Grade 4/ COL	Grade 5	Grade 6	Grade 7	Grade 8	Leather 1	Leather 2	Leather 3
Inner [Seat, Arms, and Back]	\$1,925	\$2,058	\$2,144	\$2,258	\$2,357	\$2,533	\$2,733	\$2,956	\$3,443	\$3,659	\$4,310
Outer [Seat and Arms]	\$1,925	\$2,058	\$2,144	\$2,258	\$2,357	\$2,533	\$2,733	\$2,956	\$3,443	\$3,659	\$4,310

FEATURES

- 5" high solid Canadian birch legs in 3 finishes: light, medium, and dark
- Multi-density molded foam coupled with webbing provides comfort, durability, and longevity
- Dual upholstery available for inner and outer portions
- Seam detailing for tailored exterior look

SERIES	W2	Watson	QS	\$
BACK STYLE	0	Midback		-
LEG	20	Loveseat		-
LEG FINISH	LT	Light Birch		-
	MD	Medium Birch		-
	DK	Dark Birch		-
FREIGHT OPTIONS	PA	Partially Assembled		\$150
FREIGHT REQUIREMENTS	AS	Allseating Standard		-
	FQ	Special Freight Instructions [Call for Quote]		VAR
	GD	Guaranteed Delivery Date and Time [Call for Quote]		VAR

DIMENSIONS

- Overall: 28.5"H | 59.3"W | 34.2"D
- Seat: 15.5"H | 21.3"D
- Leg Height: 5"
- COM Inner Back and Arms: 4.75 yards
- COM Outer Cover: 4.75 yards
- COM Full: 9.5 yards

NOTES

- Ships partially assembled [legs off]
- This product meets the requirements set forth in ANSI/BIFMA HCF8.1

TO ORDER SIMPLY FILL IN THE BLANKS

W2	0	20				
SERIES	BACK STYLE	LEG	LEG FINISH	OPTIONS For additional options separate with (-) hyphen.	FREIGHT REQUIREMENTS	FABRIC CODE Please refer to allseating.com for fabric codes.

WATSON SOFA

DESIGN | TODD YETMAN
OPEN MARKET



BASE PRICE | \$5,750 W2030

Code	Grade 1	Grade 2/ COM	Grade 3	Grade 4/ COL	Grade 5	Grade 6	Grade 7	Grade 8	Leather 1	Leather 2	Leather 3
Inner [Seat, Arms, and Back]	\$2,875	\$3,043	\$3,151	\$3,295	\$3,421	\$3,643	\$3,895	\$4,177	\$4,792	\$5,065	\$5,887
Outer [Seat and Arms]	\$2,875	\$3,043	\$3,151	\$3,295	\$3,421	\$3,643	\$3,895	\$4,177	\$4,792	\$5,065	\$5,887

FEATURES

- 5" high solid Canadian birch legs in 3 finishes: light, medium, and dark
- Multi-density molded foam coupled with webbing provides comfort, durability, and longevity
- Dual upholstery available for inner and outer portions
- Seam detailing for tailored exterior look

SERIES	W2	Watson	QS	\$
BACK STYLE	0	Midback		-
LEG	30	Sofa		-
LEG FINISH	LT	Light Birch		-
	MD	Medium Birch		-
	DK	Dark Birch		-
FREIGHT OPTIONS	PA	Partially Assembled		\$225
FREIGHT REQUIREMENTS	AS	Allseating Standard		-
	FQ	Special Freight Instructions [Call for Quote]		VAR
	GD	Guaranteed Delivery Date and Time [Call for Quote]		VAR

DIMENSIONS

- Overall: 28.5"H | 83.8"W | 34.2"D
- Seat: 15.5"H | 21.3"D
- Leg Height: 5"
- COM Inner Back and Arms: 6 yards
- COM Outer Cover: 6 yards
- COM Full: 12 yards

NOTES

- Ships partially assembled [legs off]
- This product meets the requirements set forth in ANSI/BIFMA HCF8.1

TO ORDER SIMPLY FILL IN THE BLANKS

W2	-	0	-	30	-		-		-			
SERIES		BACK STYLE		LEG		LEG FINISH		OPTIONS For additional options separate with (-) hyphen.		FREIGHT REQUIREMENTS		FABRIC CODE Please refer to allseating.com for fabric codes.

WATSON BENCH

DESIGN | TODD YETMAN
OPEN MARKET



BASE PRICE | \$2,850 W2X42

Code	Grade 1	Grade 2/ COM	Grade 3	Grade 4/ COL	Grade 5	Grade 6	Grade 7	Grade 8	Leather 1	Leather 2	Leather 3
Upper	\$1,710	\$1,822	\$1,894	\$1,990	\$2,074	\$2,222	\$2,390	\$2,578	\$2,988	\$3,170	\$3,718
Lower	\$1,140	\$1,203	\$1,244	\$1,298	\$1,345	\$1,428	\$1,523	\$1,628	\$1,859	\$1,961	\$2,270

FEATURES

- 5" high solid Canadian birch legs in 3 finishes: light, medium, and dark
- Multi-density molded foam coupled with webbing provides comfort, durability, and longevity
- Dual upholstery available for inner and outer portions
- Seam detailing for tailored exterior look

SERIES	W2	Watson	QS	\$
BACK STYLE	X	No Back		-
LEG	42	Double Bench		-
LEG FINISH	LT	Light Birch		-
	MD	Medium Birch		-
	DK	Dark Birch		-
FREIGHT OPTIONS	PA	Partially Assembled		\$150
FREIGHT REQUIREMENTS	AS	Allseating Standard		-
	FQ	Special Freight Instructions [Call for Quote]		VAR
	GD	Guaranteed Delivery Date and Time [Call for Quote]		VAR

DIMENSIONS

- Overall: 15.5"H | 61.8"W | 23.8"D
- Seat: 15.5"H | 23.8"D
- Leg Height: 8"
- COM Upper: 4 yards
- COM Lower: 2.25 yards
- COM Full: 6.25 yards

NOTES

- Ships partially assembled [legs off]
- This product meets the requirements set forth in ANSI/BIFMA HCF8.1

TO ORDER SIMPLY FILL IN THE BLANKS

W2	X	42				
SERIES	BACK STYLE	LEG	LEG FINISH	OPTIONS <small>For additional options separate with (-) hyphen.</small>	FREIGHT REQUIREMENTS	FABRIC CODE <small>Please refer to allseating.com for fabric codes.</small>



YOU® MIDBACK

DESIGN | ALLSEATING
GSA SIN | 33721

BASE PRICE | \$875

85040-NA

Code	Grade 1	Grade 2/ COM	Grade 3	Grade 4/ COL	Grade 5	Grade 6	Grade 7	Grade 8	Leather 1	Leather 2	Leather 3
85040	\$875	\$896	\$910	\$928	\$943	\$971	\$1,003	\$1,038	\$1,115	\$1,149	\$1,252
84012	\$1,115	\$1,136	\$1,150	\$1,168	\$1,183	\$1,211	\$1,243	\$1,278	\$1,355	\$1,389	\$1,492

FEATURES

- Nylon or Aluminum frame in Black, Smoke, or Birch
- 3.5" cylinder
- Molded seat foam
- Innovative back suspension with standard back height adjustment
- Lumbar dial and back height support of 3.54"
- Arm features and travel specifications on page 16
- 24/7 Warranty offered with Synchro Tilt [40] or Deluxe Synchro Tilt [12] only and includes T2 arms and/or seat slider.
- YCA Conference Arm is standard polished aluminum.
- Sit to counter includes height adjustable foot ring

DIMENSIONS

Midback:

- Overall [Synchro Tilt]: 39.5" - 43"H | 28"W | 28"D
- Overall: [Deluxe Synchro Tilt]: 45"-48.5"H | 28"W | 28"D
- Overall [Dynamic Synchro Tilt]: 39"-42.5"H | 28" W | 28"D
- Seat [Synchro Tilt]: 16.25"-19.75"H | 20.25"W | 18.5"D
- Seat [Deluxe Synchro Tilt]: 17.5"-21"H | 20.25"W | 18.5"D
- Seat [Dynamic Synchro Tilt]: 15.75"-19.25"H | 20.25"W | 18.5"D
- COM: 0.75yds.

NOTES

- Ships knocked down.
- For BW and FA freight options, minimum quantities apply, please check with Sales Support for details.
- Tension is adjustable on OHC and OHH casters to accommodate various surfaces
- All other features are dependant on the control specified. Please refer to Control Choice on Page 8 for full description of available features.
- This product meets the requirements set forth in ANSI-BIFMA X5.1-2011 and is warranted for users up to 350 lbs.
- Dimensions are dependant on options selected. Product can be configured to comply with BIFMA G1-2002 Guidelines.
- LS and HS option not available when HAB, OHC, OHH are selected. Composite base and matching casters will be substituted when LS or HS selected.
- For mesh model code see page 22

SERIES	85	You Nylon [You Too]	QS	\$
BACK STYLE	84	You Aluminum [Includes BHA]	•	-
CONTROL	0	Midback	•	-
	40	Synchro Tilt [85 Series - Nylon Only]	•	-
	46	Dynamic Synchro Tilt [Includes Seat Slider 85 Series Only]	•	\$85
	80	Deluxe Tilt J-Bar [Includes SS and BHA 85 Series Only]	•	\$148
	12	Deluxe Synchro Tilt [Includes BHA - Available with 84 Series Only]	•	-
ARM	NA	No Arm	•	-
	T2	Task 2 Arm	•	\$115
	4D	4 Dimensional Arm	•	\$130
	MF	Multi-Functional Arm [Adjustable Width Not Included]	•	\$158
	YCA	Conference Arm [AW not applicable. Not available w/Mesh Seat]	•	\$225
	T7	Ergonomic Task Arm [AWK included]	•	\$295
FRAME FINISH [85 Series Only]	BKN	Black Nylon	•	-
	SKN	Smoke Nylon	•	\$48
	BRN	Birch Nylon	•	\$48
FRAME FINISH [84 Series Only]	BK	Black Aluminum	•	-
	AL	Polished Aluminum	•	\$95
BACK MESH	M2	M2 Mesh [NOT ALL COLOURS ARE QS]	•	\$28
[see page ?? for mesh model code]	M3	M3 Mesh	•	-
	M4	M4 Mesh	•	-
	M9	M9 Mesh [N/A with MS Mesh Seat]	•	\$28
OPTIONS	SC	Sit to Counter [40 Synchro Only; N/A w. Highback, Base matches Frame]	•	\$138
	MS	Mesh Seat [N/A with 80 Mech; N/A with M9 mesh]	•	\$95
	EM	Encapsulated Mesh [N/A with Highback or Birch Frame Finish]	•	-
	AWK	Adjustable Width Brackets [Knob][Not Included with MF Arm]	•	\$30
	AWL	Adjustable Width Brackets [Lever] [Not Available on 84 Series or T7 Arms][Not Included with MF Arm]	•	\$40
	LH	65mm [2.5"] Dual Surface Casters	•	\$32
	H	55mm Dual Surface Casters [Only Applicable with LS and HS]	•	\$30
	OHC	OH Carpet Casters [adjustable]	•	\$63
	OHH	OH Dual Surface Casters [adjustable]	•	\$95
	SS	2.5" Seat Slider [N/A w. Mesh Seat on 85 series N/A w. SC]	•	\$85
	SE	Extended 3" Seat Slider [N/A with FS, IES, MS, or SC]	•	\$85
	LS	Low Seat Height with 5" Travel	•	\$53
	HS	High Seat Height with 5.5" Travel	•	-
	BHA	Back Height Adjustment [Included with 84 Series]	•	\$90
	HR	Headrest [Black Frame Only]	•	\$150
	AB	Aluminum Base [For SC, HS and LS Only]	•	\$65
	HAB	High Profile Aluminum Base	•	\$65
	IES	Ergonomic Small Seat	•	-
	FS	Full Seat	•	-
FREIGHT OPTIONS	KD	Knocked Down	•	-
	BW	Blanket Wrapped - Fully Assembled [25 Unit Minimum]	•	\$75
	FA	Fully Assembled in [25 Unit Minimum]	•	\$115
FREIGHT REQUIREMENTS	AS	Allseating Standard	•	-
	FQ	Special Freight Instructions [Call for Quote]	•	VAR
	GD	Guaranteed Delivery Date and Time [Call for Quote]	•	VAR

TO ORDER SIMPLY FILL IN THE BLANKS

<input type="text"/>	<input type="text"/>	<input type="text"/>	<input type="text"/>	<input type="text"/>	<input type="text"/>	<input type="text"/>	<input type="text"/>	<input type="text"/>	<input type="text"/>	<input type="text"/>
SERIES	BACK STYLE	CONTROL	ARM	FRAME FINISH	BACK MESH	SEAT MESH Leave blank if upholstered	OPTIONS For additional options separate with (-) hyphen.	FREIGHT OPTION	FREIGHT REQUIREMENTS	FABRIC CODE Please refer to allseating.com for fabric codes.

INFO
PILLOWS
ASTUTE
AILES
CHIROFORM
DOVE
EIGHTY TWO
ENTAIL
EXCHANGE
FLUID
FOSTER
HALSA
INERTIA
INNATE
JIF
L1
LEVO
MANTRA
PRATA
PRESTO
RAINBOW
REQUISITE
THERAPOD
TUCK
WATSON
YOU
ZIP



YOU[®] HIGHBACK

DESIGN | ALLSEATING
GSA SIN | 33721

BASE PRICE | \$925 85140-NA

Code	Grade 1	Grade 2/ COM	Grade 3	Grade 4/ COL	Grade 5	Grade 6	Grade 7	Grade 8	Leather 1	Leather 2	Leather 3
85140	\$925	\$946	\$960	\$978	\$993	\$1,021	\$1,053	\$1,088	\$1,165	\$1,199	\$1,302
84112	\$1,145	\$1,166	\$1,180	\$1,198	\$1,213	\$1,241	\$1,273	\$1,308	\$1,385	\$1,419	\$1,522

FEATURES

- Nylon or Aluminum frame in Black, Smoke, or Birch
- 3.5" cylinder
- Molded seat foam
- Innovative back suspension with standard back height adjustment
- Lumbar dial and back height support of 3.54"
- Arm features and travel specifications on page 16
- 24|7 Warranty offered with Synchro Tilt [40] or Deluxe Synchro Tilt [12] only and includes T2 arms and/or seat slider.
- YCA Conference Arm is standard polished aluminum.
- Sit to counter includes height adjustable foot ring

DIMENSIONS

- Highback:**
- Overall [Synchro Tilt]: 39.5" - 48"H | 28"W | 28"D
 - Overall [Dynamic Synchro Tilt]: 39"-47.5"H | 28" W | 28"D
 - Seat [Synchro Tilt]: 16.25"-19.75"H | 20.25"W | 18.5"D
 - Seat [Dynamic Synchro Tilt]: 15.75"-19.25"H | 20.25"W | 18.5"D
 - COM: 0.75yds.
 - Back: 27"H | 18.5"W
 - COM: 0.75yds.

NOTES

- Ships knocked down.
- For BW and FA freight options, minimum quantities apply, please check with Sales Support for details.
- Tension is adjustable on OHC and OHH casters to accommodate various surfaces
- All other features are dependant on the control specified. Please refer to Control Choice on Page 8 for full description of available features.
- This product meets the requirements set forth in ANSI-BIFMA X5.1-2011 and is warranted for users up to 350 lbs.
- Dimensions are dependant on options selected. Product can be configured to comply with BIFMA G1-2002 Guidelines.
- LS and HS option not available when HAB, OHC, OHH are selected. Composite base and matching casters will be substituted when LS or HS selected.
- For mesh model code see page 22

SERIES	85	You Nylon [You Too]	QS	\$
BACK STYLE	84	You Aluminum [Includes BHA]	•	-
CONTROL	1	Highback	•	-
	40	Synchro Tilt [85 Series - Nylon Only]	•	-
	46	Dynamic Synchro Tilt [Includes Seat Slider 85 Series Only]	•	\$85
	80	Deluxe Tilt J-Bar [Includes SS and BHA 85 Series Only]	•	\$148
	12	Deluxe Synchro Tilt [Includes BHA - Available with 84 Series Only]	•	-
ARM	NA	No Arm	•	-
	T2	Task 2 Arm	•	\$115
	4D	4 Dimensional Arm	•	\$130
	MF	Multi-Functional Arm [Adjustable Width Not Included]	•	\$158
	YCA	Conference Arm [AW not applicable. Not available w/Mesh Seat]	•	\$225
	T7	Ergonomic Task Arm [AWK included]	•	\$295
FRAME FINISH [85 Series Only]	BKN	Black Nylon	•	-
	BRN	Birch Nylon	•	\$48
FRAME FINISH [84 Series Only]	BK	Black Aluminum	•	-
	AL	Polished Aluminum	•	\$95
BACK MESH	M2	M2 Mesh [NOT ALL COLOURS ARE QS]	•	\$28
[see page 22 for mesh model code]	M3	M3 Mesh	•	-
	M4	M4 Mesh	•	-
	M9	M9 Mesh [N/A with MS Mesh Seat]	•	\$28
OPTIONS	MS	Mesh Seat [N/A 80 Mech; N/A with M9 mesh]	•	\$95
	AWK	Adjustable Width Brackets [Knob][Not Included with MF Arm]	•	\$30
	AWL	Adjustable Width Brackets [Lever] [Not Available on 84 Series or T7 Arms][Not Included with MF Arm]	•	\$40
	LH	65mm [2.5"] Dual Surface Casters	•	\$32
	H	55mm Dual Surface Casters [Only Applicable with LS and HS]	•	\$30
	OHC	OH Carpet Casters [adjustable]	•	\$63
	OHH	OH Dual Surface Casters [adjustable]	•	\$95
	SS	2.5" Seat Slider [N/A w. Mesh Seat on 85 series N/A w. SC]	•	\$85
	SE	Extended 3" Seat Slider [N/A with FS, IES, MS, or SC]	•	\$85
	LS	Low Seat Height with 5" Travel	•	\$53
	HS	High Seat Height with 5.5" Travel	•	-
	BHA	Back Height Adjustment [Included with 84 Series]	•	\$90
	HR	Headrest [Black Frame Only]	•	\$150
	AB	Aluminum Base [For HS and LS Only]	•	\$65
	HAB	High Profile Aluminum Base	•	\$65
	IES	Ergonomic Small Seat	•	-
	FS	Full Seat	•	-
FREIGHT OPTIONS	KD	Knocked Down	•	-
	BW	Blanket Wrapped - Fully Assembled [25 Unit Minimum]	•	\$75
	FA	Fully Assembled in [25 Unit Minimum]	•	\$115
FREIGHT REQUIREMENTS	AS	Allseating Standard	•	-
	FQ	Special Freight Instructions [Call for Quote]	•	VAR
	GD	Guaranteed Delivery Date and Time [Call for Quote]	•	VAR

TO ORDER SIMPLY FILL IN THE BLANKS

<input type="text"/>	<input type="text" value="1"/>	<input type="text"/>	<input type="text"/>	<input type="text"/>	<input type="text"/>	<input type="text"/>	<input type="text"/>	<input type="text"/>	<input type="text"/>	<input type="text"/>
SERIES	BACK STYLE	CONTROL	ARM	FRAME FINISH	BACK MESH	SEAT MESH Leave blank if upholstered	OPTIONS For additional options separate with (-) hyphen.	FREIGHT OPTION	FREIGHT REQUIREMENTS	FABRIC CODE Please refer to allseating.com for fabric codes.

INFO
PILONS
ASTUTE
AILES
CHIRFORM
DOVE
EIGHTY TWO
ENTAIL
EXCHANGE
FLUID
FOSTER
HALSA
INERTIA
INNATE
JIF
L1
LEVO
MANTRA
PRATA
PRESTO
RAINBOW
REQUISITE
THERAPOD
TUCK
WATSON
YOU
ZIP



YOU[®] STOOL

DESIGN | ALLSEATING
GSA SIN | 33721

BASE PRICE | \$921

85019-NA-8

Code	Grade 1	Grade 2/ COM	Grade 3	Grade 4/ COL	Grade 5	Grade 6	Grade 7	Grade 8	Leather 1	Leather 2	Leather 3
85019	\$921	\$942	\$956	\$974	\$989	\$1,017	\$1,049	\$1,084	\$1,161	\$1,195	\$1,298
84019	\$1,135	\$1,156	\$1,170	\$1,188	\$1,203	\$1,231	\$1,263	\$1,298	\$1,375	\$1,409	\$1,512

FEATURES

- Upholstered seat with mesh back
- Innovative black suspension
- Width adjust optional on all task arms with 8" seat height travel
- Includes height adjustable foot ring

DIMENSIONS

- 8" Stool Overall:**
42.75"-50"H | 28"W | 28"D
- Seat:
20.25"-27.75"H | 20.25"W | 18.5"D
 - Back:
22"H | 18.5"W
- 10" Stool Overall:**
43.25"-53.25"H | 27"W | 27"D
- Seat:
21"-31"H | 20.25"W | 18.5"D
 - Back:
22"H | 18.5"W

NOTES

- Ships knocked down.
- For BW and FA freight options, minimum quantities apply, please check with Sales Support for details.
- Tension is adjustable on OHC and OHH casters to accommodate various surfaces
- All other features are dependant on the control specified. Please refer to Control Choice on Page 8 for full description of available features.
- This product meets the requirements set forth in ANSI-BIFMA X5.1-2011 and is warranted for users up to 350 lbs.
- Dimensions are dependant on options selected. Product can be configured to comply with BIFMA G1-2002 Guidelines.
- *LS and HS option not available when LH, HAB, OHC, OHH are selected. Composite base and matching casters will be substituted when LS selected.
- For mesh model code see page 22

SERIES	85	You Nylon [You Too]	QS	\$
	84	You Aluminum [Includes BHA]	•	\$220
BACK STYLE	0	Midback	•	-
CONTROL	19	Basic Stool Package	•	-
ARM	NA	No Arm	•	-
	T2	Task 2 Arm	•	\$115
	4D	4 Dimensional Arm	•	\$130
	MF	Multi-Functional Arm [Width Adjustment Not Included]	•	\$158
FRAME FINISH [85 Series Only]	BKN	Black Nylon	•	-
	SKN	Smoke Nylon [8" Stool Only]		\$48
	BRN	Birch Nylon [8" Stool Only]		\$48
FRAME FINISH [84 Series Only]	BK	Black Aluminum	•	-
	AL	Polished Aluminum	•	\$95
BACK MESH	M2	M2 Mesh [NOT ALL COLOURS ARE QS]	•	\$28
[see page 22 for mesh model code]	M3	M3 Mesh	•	-
	M4	M4 Mesh	•	-
	M9	M9 Mesh [N/A with MS Mesh Seat]		\$28
STOOL OPTION	8	8" Basic Stool Package	•	-
	10	10" Stool Package	•	\$36
OPTIONS	MS	Mesh Seat [N/A with M9 Mesh]	•	\$95
	EM	Encapsulated Mesh [N/A with Highback; N/A with Birch]		-
	AWK	Adjustable Width Brackets [Knob][Not Included with MF Arm]	•	\$30
	G	Glides [10" Stool Only]	•	\$30
	H	Dual Surface Casters [10" Stool Only]	•	\$30
	LH	Dual Surface Casters [8" Stool Only]	•	\$32
	BC	Birch 65mm [2.5"] Dual Surface Casters		\$32
	OHC	OH Carpet Casters [adjustable 8" Stool Only]	•	\$63
	OHH	OH Dual Surface Casters [adjustable 8" Stool Only]	•	\$95
	SS	Seat Slider [2.5"; N/A with Mesh Seat; N/A with 10" Stool]	•	\$85
	BHA	Back Height Adjustment [Included with 84 Series]	•	\$90
	HR	Headrest [Black Only]		\$150
	FS	Full Upholstered Seat [21"W 20"D]	•	-
	IES	Ergonomic Small Seat	•	-
	AB	Aluminum Base [8" Stool Only]	•	\$65
FREIGHT OPTIONS	KD	Knocked Down	•	-
	BW	Blanket Wrapped - Fully Assembled [25 Unit Minimum]		\$75
	FA	Fully Assembled in [25 Unit Minimum]		\$115
FREIGHT REQUIREMENTS	AS	Allseating Standard		-
	FQ	Special Freight Instructions [Call for Quote]		VAR
	GD	Guaranteed Delivery Date and Time [Call for Quote]		VAR

TO ORDER SIMPLY FILL IN THE BLANKS

[]	0	19	[]	[]	[]	[]	[]	[]	[]	[]
SERIES	BACK STYLE	CONTROL	ARM	FRAME FINISH	BACK MESH	SEAT MESH <small>Leave blank if upholstered</small>	OPTIONS <small>For additional options separate with (-) hyphen.</small>	FREIGHT OPTION	FREIGHT REQUIREMENTS	FABRIC CODE <small>Please refer to allseating.com for fabric codes.</small>



ZIP® INSTOCK

DESIGN | ALLSEATING
NOT ON GSA CONTRACT

BASE PRICE | \$985

94040-CA-P1

Black Leather

\$940

FEATURES

- 4" cylinder
- Aluminum base
- Aluminum conference arms
- Task arm adjustable 3" Height
- Carpet casters

DIMENSIONS

- Overall Highback: 45.25" - 49.5"H | 28"W | 28"D
- Seat [Highback]: 18" - 22.5"H | 19"W | 19"D
- Back [Highback]: 28"H | 19.5"W
- Overall Midback: 38.75" - 43"H | 26"W | 26"D
- Seat [Midback]: 18" - 22"H | 19"W | 17"D
- Back [Midback]: 21.5"H | 19.5"W

SERIES	94	Zip Black Leather Instock Program	QS	\$
BACK STYLE	0	Midback	•	-
	1	Highback	•	\$75
CONTROL	40	Synchronized Tilt (ST)	•	-
ARM	CA	Conference Arm	•	-
ARM PAD (CA only)	P1	Black Polyurethane Cap	•	-
FABRIC CODE	BL	Zip Black Leather Instock Program	•	-
FREIGHT OPTIONS	KD	Knocked Down	•	-
FREIGHT REQUIREMENTS	AS	Allseating Standard		-
	FQ	Special Freight Instructions (Call for Quote)		VAR
	GD	Guaranteed Delivery Date and Time (Call for Quote)		VAR

*10% Tariff surcharge applies on all orders shipping to the U.S.A.

NOTES

- Ships knocked down.
- This product meets the requirements set forth in ANSI-BIFMA X5.1-2011 and is warranted for users up to 350 lbs.
- Armless not available
- *Task arm available on midback chair only

TO ORDER SIMPLY FILL IN THE BLANKS

94		40		BA	BL			
SERIES	BACK STYLE	CONTROL	ARM	ARM PAD	FABRIC CODE Please refer to allseating.com for fabric codes.	FREIGHT OPTION	FREIGHT REQUIREMENTS	FABRIC CODE Please refer to allseating.com for fabric codes.





ZIP[®] UPHOLSTERED MIDBACK

DESIGN | ALLSEATING
GSA SIN | 33721

BASE PRICE | \$705
92040-NA

Grade 1	Grade 2/COM	Grade 3	Grade 4/COL	Grade 5	Grade 6	Grade 7	Grade 8	Leather 1	Leather 2	Leather 3
\$705	\$747	\$774	\$810	\$842	\$897	\$960	\$1,031	\$1,184	\$1,253	\$1,458

FEATURES

- 3.5" cylinder
- Nylon base
- Task arm adjustable 3" height (width adjustment optional)
- For arm features and travel specifications, see page 16
- Carpet casters
- 24|7 Warranty offered with T2 arms and Seat Slider. For more details see page 16

DIMENSIONS

- Overall: 38.5"- 42"H | 28"W | 28"D
- Seat: 16.25"- 19.75"H | 19"W | 19"D
- Back: 21"H | 19.5"W
- COM: 2.0 yds

NOTES

- Ships knocked down.
- For BW and FA freight options minimum quantities apply, please check with Sales Support for details.
- Tension is adjustable on OHC and OHH casters to accommodate various surfaces
- All other features are dependant on the control specified. Please refer to Control Choice on page ?? for full description of available features.
- This product meets the requirements set forth in ANSI-BIFMA X5.1-2011 and is warranted for users up to 350 lbs.
- "Dimensions are dependant on options selected. Product can be configured to comply with BIFMA G1-2002 Guidelines."
- If requiring a 3" seat slider, please specify with code SE rather than SS.
- ***Composite base and matching casters will be substituted if these when LS option is selected. LS option not available when HAB/LC/LH are selected.

SERIES	92	Zip	QS	\$
BACK STYLE	0	Midback	•	-
CONTROL	40	Synchronized Tilt [ST]	•	-
ARM	NA	No Arm	•	-
	CA	Conference Arm [AW not applicable]	•	\$135
	T2	Task 2 Arm [Available with AWK or AWL]	•	\$115
	4D	4 Dimensional Arm [Available with AWK or AWL]	•	\$130
	MF	Multi-Functional Arm [Width Adjustment Not Included]	•	\$158
ARM PAD [Conference Arm Only]	P1	Black Polyurethane	•	-
	BA	Black Leather		\$50
	C1	Upholstered Cap [add 0.25 yds]		\$50
OPTIONS	AWK	Adjustable Width Bracket [Knob][Not Included with MF Arm]	•	\$30
	AWL	Adjustable Width Bracket [Lever][Not Included with MF Arm]	•	\$40
	AB	Aluminum Base with 65mm [2.5"] Carpet Casters*	•	\$65
	LH	65mm [2.5"] Dual Surface Casters	•	\$32
	P	Pressure Braking Casters*	•	\$60
	RP	Reverse Pressure Braking Casters**	•	\$112
	OHC	OH Carpet Casters [adjustable]	•	\$63
	OHH	OH Dual Surface Casters [adjustable]	•	\$95
	SS	Seat Slider	•	\$85
	ZES	Ergonomic Small Seat [15.5" 19"]	•	-
	LS	Low Seat Height with 5" Travel***	•	\$53
	CL	CAL TB133		\$150
FREIGHT OPTIONS	KD	Knocked Down		-
	BW	Blanket Wrapped - Fully Assembled [25 Unit Minimum]		\$75
	FA	Fully Assembled in Carton [25 Unit Minimum]		\$115
FREIGHT REQUIREMENTS	AS	Allseating Standard		-
	FQ	Special Freight Instructions [Call for Quote]		VAR
	GD	Guaranteed Delivery Date and Time [Call for Quote]		VAR

TO ORDER SIMPLY FILL IN THE BLANKS

92	-	0	-	40	-		-		-		-		-	
SERIES		BACK STYLE		CONTROL		ARM		ARM PAD		OPTIONS For additional options separate with (-) hyphen.		FREIGHT OPTION		FREIGHT REQUIREMENTS
														FABRIC CODE Please refer to allseating.com for fabric codes.



ZIP[®] UPHOLSTERED HIGHBACK

DESIGN | ALLSEATING
GSA SIN | 33721

BASE PRICE | \$765
92140-NA

Grade 1	Grade 2/ COM	Grade 3	Grade 4/COL	Grade 5	Grade 6	Grade 7	Grade 8	Leather 1	Leather 2	Leather 3
\$765	\$835	\$880	\$940	\$993	\$1,085	\$1,190	\$1,308	\$1,564	\$1,678	\$2,020

FEATURES

- 3.5" cylinder
- Nylon base
- Task arm adjustable 3" height (width adjustment optional)
- For arm features and travel specifications, see page 16
- Carpet casters
- 24|7 Warranty offered with T2 arms and Seat Slider. For more details see page 16

DIMENSIONS

- Overall: 45.25" - 48.75"H | 28"W | 28"D
- Seat: 17.25" - 20.75"H | 19"W | 19"D
- Back: 28"H | 19.5"W
- COM: 2.75 yds

NOTES

- Ships knocked down.
- For BW and FA freight options minimum quantities apply, please check with Sales Support for details.
- Tension is adjustable on OHC and OHH casters to accommodate various surfaces
- All other features are dependant on the control specified. Please refer to Control Choice on page 8 for full description of available features.
- This product meets the requirements set forth in ANSI-BIFMA X5.1-2011 and is warranted for users up to 350 lbs.
- "Dimensions are dependant on options selected. Product can be configured to comply with BIFMA G1-2002 Guidelines."
- If requiring a 3" seat slider, please specify with code SE rather than SS.
- ***Composite base and matching casters will be substituted if these when LS option is selected. LS option not available when HAB/LC/LH are selected.

SERIES	92	Zip	QS	\$
BACK STYLE	1	Highback	•	-
CONTROL	40	Synchronized Tilt [ST]	•	-
ARM	NA	No Arm	•	-
	CA	Conference Arm [AW not applicable]	•	\$135
	T2	Task 2 Arm [Available with AWK or AWL]	•	\$115
	4D	4 Dimensional Arm [Available with AWK or AWL]	•	\$130
	MF	Multi-Functional Arm [Width Adjustment Not Included]	•	\$158
ARM PAD [Conference Arm Only]	P1	Black Polyurethane	•	-
	BA	Black Leather		\$50
	C1	Upholstered Cap [add 0.25 yds]		\$50
OPTIONS	AWK	Adjustable Width Bracket [Knob][Not Included with MF Arm]	•	\$30
	AWL	Adjustable Width Bracket [Lever][Not Included with MF Arm]	•	\$40
	AB	Aluminum Base with 65mm [2.5"] Carpet Casters*	•	\$65
	LH	65mm [2.5"] Dual Surface Casters	•	\$32
	P	Pressure Braking Casters*	•	\$60
	RP	Reverse Pressure Braking Casters**	•	\$112
	OHC	OH Carpet Casters [adjustable]	•	\$63
	OHH	OH Dual Surface Casters [adjustable]	•	\$95
	SS	Seat Slider	•	\$85
	LS	Low Seat Height with 5" Travel***	•	\$53
	CL	CAL TB133		\$150
FREIGHT OPTIONS	KD	Knocked Down		-
	BW	Blanket Wrapped - Fully Assembled [25 Unit Minimum]		\$75
	FA	Fully Assembled in Carton [25 Unit Minimum]		\$115
FREIGHT REQUIREMENTS	AS	Allseating Standard		-
	FQ	Special Freight Instructions [Call for Quote]		VAR
	GD	Guaranteed Delivery Date and Time [Call for Quote]		VAR

TO ORDER SIMPLY FILL IN THE BLANKS

92	-	1	-	40	-		-		-		-		-	
SERIES		BACK STYLE		CONTROL		ARM		ARM PAD		OPTIONS For additional options separate with (-) hyphen.		FREIGHT OPTION		FREIGHT REQUIREMENTS
														FABRIC CODE Please refer to allseating.com for fabric codes.

INFO
PILONS
ASTUTE
AILES
CHIROFORM
DOVE
EIGHTY TWO
ENTAIL
EXCHANGE
FLUID
FOSTER
HALSA
INERTIA
INNATE
JIF
L1
LEVO
MANTRA
PRATA
PRESTO
RAINBOW
REQUISITE
THERAPOD
TUCK
WATSON
YOU
ZIP



ZIP[®] UPHOLSTERED STOOL

DESIGN | ALLSEATING
GSA SIN | 33721

BASE PRICE | \$765
92019-NA

Grade 1	Grade 2/ COM	Grade 3	Grade 4/COL	Grade 5	Grade 6	Grade 7	Grade 8	Leather 1	Leather 2	Leather 3
\$765	\$807	\$834	\$870	\$902	\$957	\$1,020	\$1,091	\$1,244	\$1,313	\$1,518

FEATURES

- 8" cylinder
- Composite base
- Upholstered seat and back
- Task arm adjustable 3" height (width adjustment optional)
- For arm features and travel specifications, see page 16
- Carpet casters
- Includes height adjustable foot ring

DIMENSIONS

- Overall [Basic Stool]: 43"- 50.5"H | 28"W | 28"D
- Seat [Basic Stool]: 21"- 28.5"H | 19"W | 19"D
- Overall [10" Stool]: 43.25"-53.25"H | 28"W | 28"D
- Seat [10" Stool]: 21.5"-31.5"H | 19"W | 19"D
- Back: 21.5"H | 19.5"D
- COM: 2.0 yds

NOTES

- Ships knocked down.
- For BW and FA freight options minimum quantities apply, please check with Sales Support for details.
- Tension is adjustable on OHC and OHH casters to accommodate various surfaces
- All other features are dependant on the control specified. Please refer to Control Choice on page 8 for full description of available features.
- This product meets the requirements set forth in ANSI-BIFMA X5.1-2011 and is warranted for users up to 350 lbs.
- *Dimensions are dependant on options selected. Product can be configured to comply with BIFMA G1-2002 Guidelines.

SERIES	92	ZIP	QS	\$
BACK STYLE	0	Midback	•	-
CONTROL	19	Basic Stool [B2]	•	-
ARM	NA	No Arm	•	-
	CA	Conference Arm [AW not applicable]	•	\$135
	T2	Task 2 Arm [Available with AWK or AWL]	•	\$115
	4D	4 Dimensional Arm [Available with AWK or AWL]	•	\$130
	MF	Multi-Functional Arm [Width Adjustment Not Included]	•	\$158
ARM PAD [Conference Arm Only]	P1	Black Polyurethane	•	-
	BA	Black Leather		\$50
	C1	Upholstered Cap [add 0.25 yds]		\$50
OPTIONS	AWK	Adjustable Width Bracket [Knob][Not Included with MF Arm]	•	\$30
	AWL	Adjustable Width Bracket [Lever][Not Included with MF Arm]	•	\$40
	H	Dual Surface Casters [10" Stool Only]	•	\$30
	LH	Dual Surface Casters [8" Stool Only]	•	\$32
	G	Glides [10" Stool Only]	•	\$30
	P	Pressure Braking Casters*	•	\$60
	RP	Reverse Pressure Braking Casters**	•	\$112
	OHC	OH Carpet Casters [adjustable 8" Stool Only]	•	\$63
	OHH	OH Dual Surface Casters [adjustable 8" Stool Only]	•	\$95
	10	10" Stool Package	•	\$36
	ZES	Ergonomic Small Seat [15.5" x 19"]	•	-
	CL	CAL TB133		\$150
	AB	Aluminum Base [8" Stool Only]	•	\$65
FREIGHT OPTIONS	KD	Knocked Down		-
	BW	Blanket Wrapped - Fully Assembled [25 Unit Minimum]		\$75
	FA	Fully Assembled in Carton [25 Unit Minimum]		\$115
FREIGHT REQUIREMENTS	AS	Allseating Standard		-
	FQ	Special Freight Instructions [Call for Quote]		VAR
	GD	Guaranteed Delivery Date and Time [Call for Quote]		VAR

TO ORDER SIMPLY FILL IN THE BLANKS

92	-	0	-	19	-		-		-		-		-	
SERIES		BACK STYLE		CONTROL		ARM		ARM PAD		OPTIONS For additional options separate with (-) hyphen.		FREIGHT OPTION		FREIGHT REQUIREMENTS
														FABRIC CODE Please refer to allseating.com for fabric codes.



ZIP[®] MESH

DESIGN | ALLSEATING
GSA SIN | 33721

BASE PRICE | \$705

95040-NA

Grade 1	Grade 2/ COM	Grade 3	Grade 4/COL	Grade 5	Grade 6	Grade 7	Grade 8	Leather 1	Leather 2	Leather 3
\$705	\$733	\$751	\$775	\$796	\$833	\$875	\$922	\$1,025	\$1,070	\$1,207

FEATURES

- 3.5" cylinder
- Nylon base
- Task arm adjustable 3" height (width adjustment optional)
- For arm features and travel specifications, see page 16
- Carpet casters
- 24|7 Warranty offered with T2, arms and Seat Slider. For more details see page 17

DIMENSIONS

- Overall: 38.5"- 42"H | 28"W | 28"D
- Seat: 16.25"- 19.75"H | 19"W | 19"D
- Back: 21"H | 19.5"W
- COM: 0.75 yds.

NOTES

- Ships knocked down.
- For BW and FA freight options, minimum quantities apply, please check with Sales Support for details
- Tension is adjustable on OHC and OHH casters to accommodate various surfaces
- All other features are dependant on the control specified. Please refer to Control Choice on page 8 for full description of available features.
- This product meets the requirements set forth in ANSI-BIFMA X5.1-2011 and is warranted for users up to 350 lbs.
- "Dimensions are dependant on options selected. Product can be configured to comply with BIFMA G1-2002 Guidelines."
- If requiring a 3" seat slider, please specify with code SE rather than SS.
- ***Composite base and matching casters will be substituted if these when LS option is selected. LS option not available when HAB/LC/LH are selected.
- For mesh model code see page 22.

SERIES	95	Zip	QS	\$
BACK STYLE	0	Midback	•	-
CONTROL	40	Synchronized Tilt [ST]	•	-
ARM	NA	No Arm	•	-
	CA	Conference Arm [AW not applicable]	•	\$135
	T2	Task 2 Arm [Available with AWK or AWL]	•	\$115
	4D	4 Dimensional Arm [Available with AWK or AWL]	•	\$130
	MF	Multi-Functional Arm [Width Adjustment Not Included]	•	\$158
ARM PAD [Conference Arm Only]	P1	Black Polyurethane	•	-
	BA	Black Leather		\$50
	C1	Upholstered Cap [add 0.25 yds]		\$50
BACK MESH [see page 22 for mesh model code]	M2	M2 Mesh		\$126
	M3	M3 Mesh		\$126
	M4	M4 Mesh		\$126
	M8	M8 Mesh	•	-
OPTIONS	AWK	Adjustable Width Bracket [Knob][Not Included with MF Arm]	•	\$30
	AWL	Adjustable Width Bracket [Lever][Not Included with MF Arm]	•	\$40
	AB	Aluminum Base with 65mm [2.5"] Carpet Casters*	•	\$65
	LH	65mm [2.5"] Dual Surface Casters	•	\$32
	P	Pressure Braking Casters*	•	\$60
	RP	Reverse Pressure Braking Casters**	•	\$112
	OHC	OH Carpet Casters [adjustable]	•	\$63
	OHH	OH Dual Surface Casters [adjustable]	•	\$95
	SS	Seat Slider	•	\$85
	ZES	Ergonomic Small Seat [15.5" x 19"]	•	-
	LS	Low Seat Height with 5" Travel***	•	\$53
	CL	CAL TB133		\$95
FREIGHT OPTIONS	KD	Knocked Down		-
	BW	Blanket Wrapped - Fully Assembled [25 Unit Minimum]		\$75
	FA	Fully Assembled in Carton [25 Unit Minimum]		\$115
FREIGHT REQUIREMENTS	AS	Allseating Standard		-
	FQ	Special Freight Instructions [Call for Quote]		VAR
	GD	Guaranteed Delivery Date and Time [Call for Quote]		VAR

TO ORDER SIMPLY FILL IN THE BLANKS

95	-	0	-	40	-		-		-		-		-		-			
SERIES		BACK STYLE		CONTROL		ARM		ARM PAD		BACK MESH		OPTIONS		FREIGHT OPTION		FREIGHT REQUIREMENTS		FABRIC CODE
												For additional options separate with (-) hyphen.						Please refer to allseating.com for fabric codes.

INFO
PILLOWS
ASTUTE
AILES
CHIROFORM
DONE
EIGHTY TWO
ENTAIL
EXCHANGE
FLUID
FOSTER
HALSA
INERTIA
INNATE
JIF
L1
LEVO
MANTRA
PRATA
PRESTO
RAINBOW
REQUISITE
THERAPOD
TUCK
WATSON
YOU
ZIP



ZIP[®] MESH STOOL

DESIGN | ALLSEATING
GSA SIN | 33721

BASE PRICE \$765										
95019-NA										
Grade 1	Grade 2/COM	Grade 3	Grade 4/COL	Grade 5	Grade 6	Grade 7	Grade 8	Leather 1	Leather 2	Leather 3
\$765	\$793	\$811	\$835	\$856	\$893	\$935	\$982	\$1,085	\$1,130	\$1,267

FEATURES

- 8" cylinder
- Composite base
- Task arm adjustable 3" height (width adjustment optional)
- For arm features and travel specifications, see page 16
- Carpet casters
- Includes height adjustable foot ring

DIMENSIONS

- Overall [Basic Stool]: 42.75"- 50"H | 28"W | 28"D
- Seat [Basic Stool]: 21"- 28.25"H | 19"W | 19"D
- Overall [10" Stool]: 43.25"-53.25"H | 28"W | 28"D
- Seat [10" Stool]: 21.5"-31.5"H | 19"W | 19"D
- Back: 21"H | 19.5"W
- COM: 1.0 yds.

NOTES

- Ships knocked down.
- For BW and FA freight options, minimum quantities apply, please check with Sales Support for details
- Tension is adjustable on OHC and OHH casters to accommodate various surfaces
- All other features are dependant on the control specified. Please refer to Control Choice on page ?? to ?? for full description of available features.
- This product meets the requirements set forth in ANSI-BIFMA X5.1-2011 and is warranted for users up to 350 lbs.
- "Dimensions are dependant on options selected. Product can be configured to comply with BIFMA G1-2002 Guidelines."
- For mesh model code see page 22.

SERIES	95	Zip	QS	\$
BACK STYLE	0	Midback	•	-
CONTROL	19	Basic Stool (B2)	•	-
ARM	NA	No Arm	•	-
	CA	Conference Arm (AW not applicable)	•	\$135
	T2	Task 2 Arm (Available with AWK or AWL)	•	\$115
	4D	4 Dimensional Arm (Available with AWK or AWL)	•	\$130
	MF	Multi-Functional Arm [Width Adjustment Not Included]	•	\$158
ARM PAD (Conference Arm Only)	P1	Black Polyurethane	•	-
	BA	Black Leather		\$50
	C1	Upholstered Cap (add 0.25 yds)		\$50
BACK MESH (see page 22 for mesh model code)	M2	M2 Mesh		\$126
	M3	M3 Mesh		\$126
	M4	M4 Mesh		\$126
	M8	M8 Mesh	•	-
OPTIONS	AWK	Adjustable Width Bracket [Knob][Not Included with MF Arm]	•	\$30
	AWL	Adjustable Width Bracket [Lever][Not Included with MF Arm]	•	\$40
	H	Dual Surface Casters [10" Stool Only]	•	\$30
	LH	Dual Surface Casters [8" Stool Only]	•	\$32
	G	Glides [10" Stool Only]	•	\$30
	P	Pressure Braking Casters*	•	\$60
	RP	Reverse Pressure Braking Casters**	•	\$112
	OHC	OH Carpet Casters [adjustable 8" Stool Only]	•	\$63
	OHH	OH Dual Surface Casters [adjustable 8" Stool Only]	•	\$95
	10	10" Stool Package	•	\$36
	ZES	Ergonomic Small Seat (15.5" x 19")	•	-
	CL	CAL TB133		\$95
	AB	Aluminum Base [8" Stool Only]		\$65
FREIGHT OPTIONS	KD	Knocked Down		-
	BW	Blanket Wrapped - Fully Assembled [25 Unit Minimum]		\$75
	FA	Fully Assembled in Carton [25 Unit Minimum]		\$115
FREIGHT REQUIREMENTS	AS	Allseating Standard		-
	FQ	Special Freight Instructions (Call for Quote)		VAR
	GD	Guaranteed Delivery Date and Time (Call for Quote)		VAR

TO ORDER SIMPLY FILL IN THE BLANKS

95	-	0	-	19	-		-		-		-		-		-			
SERIES		BACK STYLE		CONTROL		ARM		ARM PAD		BACK MESH		OPTIONS For additional options separate with (-) hyphen.		FREIGHT OPTION		FREIGHT REQUIREMENTS		FABRIC CODE Please refer to allseating.com for fabric codes.

INFO
PILLOWS
ASTUTE
AILES
CHIROFORM
DONE
EIGHTY TWO
ENTAIL
EXCHANGE
FLUID
FOSTER
HALSA
INERTIA
INMATE
JIF
L1
LEVO
MANTRA
PRATA
PRESTO
RAINBOW
REQUISITE
THERAPOD
TUCK
WATSON
YOU
ZIP



ZIP[®] MESH GUEST

DESIGN | ALLSEATING
GSA SIN | 33721

BASE PRICE \$495										
95054-NA										
Grade 1	Grade 2/ COM	Grade 3	Grade 4/COL	Grade 5	Grade 6	Grade 7	Grade 8	Leather 1	Leather 2	Leather 3
\$495	\$516	\$530	\$548	\$563	\$591	\$623	\$658	\$735	\$769	\$872

FEATURES

- Black mesh back
- Upholstered seat
- Black non-marring glides
- Wall-saving designed frame

DIMENSIONS

- Overall NA: 34.75"H | 19.25"W | 19.25"D
- Overall WA: 34.75"H | 23.25"W | 19.25"D
- Seat: 17.5"H | 19.25"W | 19"D
- Back: 21"H | 19"W
- COM: 1.0 yd.

SERIES	95	Zip	QS	\$
BACK STYLE	0	Midback	•	-
LEG	54	4 Leg	•	-
ARM	NA	No Arm	•	-
	WA	With Arm	•	\$45
ARM / FRAME FINISH	BK	Black	•	-
	SIL	Silver	•	-
	CM	Chrome		\$85
BACK MESH (see page 22 for mesh model code)	M2	M2 Mesh		\$63
	M3	M3 Mesh		\$63
	M4	M4 Mesh		\$63
	M8	M8 Mesh	•	-
FREIGHT OPTIONS	FA	Fully Assembled [25 Unit Minimum]	•	-
	BW	Blanket Wrapped Fully Assembled (25 unit minimum)		\$35
FREIGHT REQUIREMENTS	AS	Allseating Standard		-
	FQ	Special Freight Instructions (Call for Quote)		VAR
	GD	Guaranteed Delivery Date and Time (Call for Quote)		VAR

NOTES

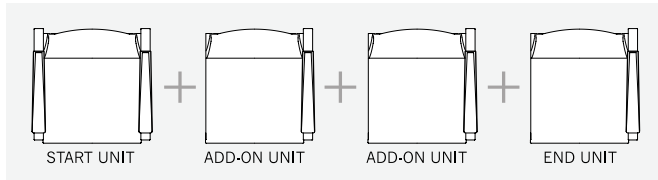
- Ships fully assembled in a carton
- Stacks 2 on the floor.
- For BW freight, minimum quantities apply, please check with Sales Support for details
- This product meets the requirements set forth in ANSI-BIFMA X5.1-2011 and is warranted for users up to 350 lbs.
- Dimensions are dependant on options selected. Product can be configured to comply with BIFMA G1-2002 Guidelines.
- For mesh model code see page 22.

TO ORDER SIMPLY FILL IN THE BLANKS

95	0	54							
SERIES	BACK STYLE	LEG	ARM	ARM PAD	FRAME FINISH	BACK MESH	FREIGHT OPTION	FREIGHT REQUIREMENTS	FABRIC CODE Please refer to allseating.com for fabric codes.

INFO
PILLOWS
ASTUTE
AILES
CHIROFORM
DOVE
EIGHTY TWO
ENTAIL
EXCHANGE
FLUID
FOSTER
HALSA
INERTIA
INNATE
JIF
L1
LEVO
MANTRA
PRATA
PRESTO
RAINBOW
REQUISITE
THERAPOD
TUCK
WATSON
YOU
ZIP

HOW TO LINK FOSTER® CHAIRS AND TABLES

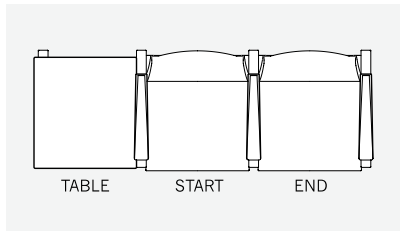


When configuring a table, the adjacent chairs must be a Start Unit, End Unit, or Stand Alone unit. Do not configure Add-ons beside any table (Linking Leg feature will be exposed). Specify Left to Right.

IMPORTANT NOTE: TO ENSURE PROPER CONFIGURATION PLEASE PROVIDE A LAY-OUT DRAWING WITH YOUR PURCHASE ORDER.

SAMPLE CONFIGURATION 1

Standard Tandem Guest; Poly Armcaps



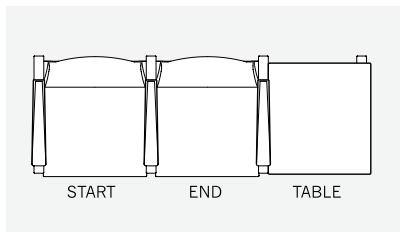
F4X04	Foster End Table Right	\$695
F0017-OA	Foster Guest Tandem Start Unit	\$1,060
F0019-OA	Foster Guest Tandem End Unit	\$912

Total: **\$2,667**

(Please Note: List price shown are for Std Gr.1/COM; Uph. Back with Std. Finish).

SAMPLE CONFIGURATION 2

Standard Tandem Guest; Poly Armcaps



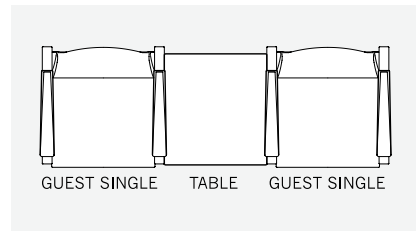
F0017-OA	Foster Guest Tandem Start Unit	\$1,060
F0019-OA	Foster Guest Tandem End Unit	\$912
F4X03	Foster End Table Left	\$630

Total: **\$2,602**

(Please Note: List price shown are for Std Gr.1/COM; Uph. Back with Std. Finish).

SAMPLE CONFIGURATION 3

Standard Tandem Guest; Poly Armcaps



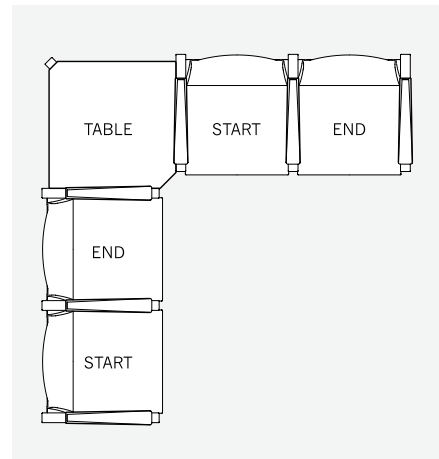
F0010-OA	Foster Guest Single	\$1,060
F4X05	Foster In-Table Right	\$620
F0010-OA	Foster Guest Single	\$1,060

Total: **\$2,740**

(Please Note: List price shown are for Std Gr.1/COM; Uph. Back with Std. Finish).

SAMPLE CONFIGURATION 4

Standard Tandem Guest; Poly Armcaps

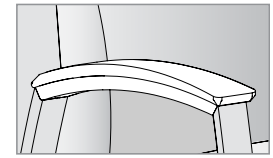


F0017-OA	Foster Guest Tandem Start Unit	\$1,060
F0019-OA	Foster Guest Tandem End Unit	\$912
F4X06	Foster Corner Table	\$890
F0017-OA	Foster Guest Tandem Start Unit	\$1,060
F0019-OA	Foster Guest Tandem End Unit	\$912

Total: **\$4,834**

(Please Note: List price shown are for Std Gr.1/COM; Uph. Back with Std. Finish).

FOSTER® REPLACEMENT PARTS ARM CAPS



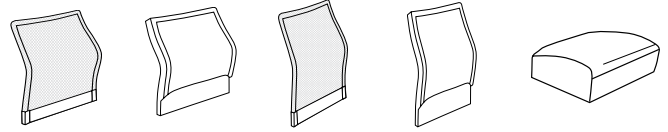
PATIENT AND GUEST

Description	Applications	Model Code	\$ List Price
Foster Replacement Arm - Hard Rock Maple	Single; Rocker; Sled; Easy Access; Tandem -Double; Tandem -Triple; Start Unit; Add-On; End Unit	FG-ARM-HRM	\$165 ea.
Foster Replacement Arm - Rustic Cherry	Single; Rocker; Sled; Easy Access; Tandem -Double; Tandem -Triple; Start Unit; Add-On; End Unit	FG-ARM-RC	\$165 ea.
Foster Replacement Arm - Chocolate Pear	Single; Rocker; Sled; Easy Access; Tandem -Double; Tandem -Triple; Start Unit; Add-On; End Unit	FG-ARM-CP	\$165 ea.
Foster Replacement Arm - Black Polyurethane	Single; Rocker; Sled; Easy Access; Tandem -Double; Tandem -Triple; Start Unit; Add-On; End Unit	FG-ARM-BK	\$105 ea.
Foster Replacement Arm - Grey Polyurethane	Single; Rocker; Sled; Easy Access; Tandem -Double; Tandem -Triple; Start Unit; Add-On; End Unit	FG-ARM-GR	\$105 ea.
Foster Replacement Arm - Taupe Polyurethane	Single; Rocker; Sled; Easy Access; Tandem -Double; Tandem -Triple; Start Unit; Add-On; End Unit	FG-ARM-TP	\$105 ea.

LOUNGE

Description	Applications	Model Code	\$ List Price
Foster Lounge Replacement Arm - Hard Rock Maple	Single; Double; Triple	FL-ARM-HRM	\$175 ea.
Foster Lounge Replacement Arm - Rustic Cherry	Single; Double; Triple	FL-ARM-RC	\$175 ea.
Foster Lounge Replacement Arm - Chocolate Pear	Single; Double; Triple	FL-ARM-CP	\$175 ea.
Foster Lounge Replacement Arm - Black Polyurethane	Single; Double; Triple	FL-ARM-BK	\$115 ea.
Foster Lounge Replacement Arm - Grey Polyurethane	Single; Double; Triple	FL-ARM-GR	\$115 ea.
Foster Lounge Replacement Arm - Taupe Polyurethane	Single; Double; Triple	FL-ARM-TP	\$115 ea.

FOSTER® REPLACEMENT PARTS COVERS



Description	Applications	Model Code	Grade 1	Grade 2/COM	Grade 3	Grade 4/COL	Grade 5	Grade 6	Grade 7	Grade 8	Leather 1	Leather 2	Leather 3
			MIDBACK COVERS - MESH										
Mesh Midback (Mesh Style) Cover	Single; Easy Access; Tandem -Double; Tandem -Triple; Start Unit; Add-On; End Unit	BC-F00 (Mesh Style)			\$145								
Mesh Midback Wide (Mesh Style) Cover	Single; Start Unit; Add-On; End Unit	BC-F02 (Mesh Style)			\$150								
Mesh Midback Plus (Mesh Style) Cover	Single; Start Unit; Add-On; End Unit	BC-F04 (Mesh Style)			\$160								
MIDBACK COVERS - UPHOLSTERED													
Upholstered Midback (Fabric Code) Cover	Single; Easy Access; Tandem -Double; Tandem -Triple; Start Unit; Add-On; End Unit	BC-F10 (Fabric Code)	\$100	\$155	\$195	\$245	\$290	\$365	\$455	\$555	\$770	\$865	\$1,155
Upholstered Midback Wide (Fabric Code) Cover	Single; Start Unit; Add-On; End Unit	BC-F12 (Fabric Code)	\$105	\$170	\$215	\$270	\$320	\$410	\$510	\$625	\$870	\$980	\$1,310
Upholstered Midback Plus (Fabric Code) Cover	Single; Start Unit; Add-On; End Unit	BC-F14 (Fabric Code)	\$110	\$195	\$250	\$320	\$385	\$495	\$620	\$760	\$1,070	\$1,205	\$1,615
Lounge Upholstered Midback (Fabric Code) Cover	Single; Settee (Double); Sofa	BC-F20 (Fabric Code)	\$105	\$135	\$160	\$190	\$215	\$255	\$310	\$365	\$490	\$540	\$705
Lounge Midback Plus	Single Plus	BC-F (Fabric Code)	\$110	\$150	\$180	\$215	\$245	\$300	\$365	\$435	\$590	\$655	\$865
HIGHBACK COVERS - MESH													
Mesh Highback (Mesh Style) Cover	Single; Rocker; Sled	BC-F01			\$195								
Mesh Highback Wide (Mesh Style) Cover	Single	BC-F03 (Mesh Style)			\$205								
Mesh Highback +Plus (Mesh Style) Cover	Single	BC-F05 (Mesh Style)			\$220								
HIGHBACK COVERS - UPHOLSTERED													
Upholstered Highback (Fabric Code) Cover	Single; Rocker; Sled	BC-F11 (Fabric Code)	\$110	\$170	\$205	\$255	\$300	\$380	\$465	\$565	\$780	\$875	\$1,165
Upholstered Highback Wide Single Cover (Fabric Code)	Single; Start Unit; Add-On; End Unit	BC-F13 (Fabric Code)	\$115	\$185	\$225	\$285	\$335	\$425	\$525	\$635	\$880	\$990	\$1,320
Upholstered Highback Plus Cover (Fabric Code)	Single	BC-F15 (Fabric Code)	\$120	\$205	\$260	\$330	\$395	\$505	\$630	\$775	\$1,080	\$1,215	\$1,630
SEAT COVERS													
Standard Seat Cover (Fabric Code)	Single; Rocker; Sled; Easy Access; Tandem-Double; Tandem-Triple; Start Unit; Add-On; End Unit	SC-STD (Fabric Code)	\$100	\$130	\$155	\$180	\$205	\$250	\$300	\$360	\$480	\$535	\$700
Wide Seat Cover (Fabric Code)	Single; Tandem-Double; Tandem-Triple; Start Unit; Add-On; End Unit	SC-WID (Fabric Code)	\$105	\$140	\$165	\$200	\$230	\$280	\$340	\$405	\$545	\$610	\$795
Guest + Lounge Plus Seat Cover (Fabric Code)	Single; Tandem-Double; Tandem-Triple; Start Unit; Add-On; End Unit	SC-BAR (Fabric Code)	\$110	\$150	\$180	\$215	\$245	\$300	\$365	\$435	\$590	\$655	\$865
Lounge Seat Cover (Fabric Code)	Single; Settee (Double); Sofa	SC-LOU (Fabric Code)	\$105	\$135	\$160	\$190	\$215	\$255	\$310	\$365	\$490	\$540	\$705
Lounge Plus Seat Cover	Single Plus	SC-L (Fabric Code)	\$110	\$150	\$180	\$215	\$245	\$300	\$365	\$435	\$590	\$655	\$865

EXCHANGE[®] AND HALSA[®] REPLACEMENT COVERS

Description	Applications	Model Code	Grade 1	Grade 2/COM	Grade 3	Grade 4/COL	Grade 5	Grade 6	Grade 7	Grade 8	Leather 1	Leather 2	Leather 3
EXCHANGE[®] COVERS													
Standard Back	All models except ottoman	EBC-S	\$96	\$145	\$177	\$219	\$255	\$320	\$394	\$476	\$655	\$735	\$975
Corner Back	L-Shape and U-Shape	EBC-C	\$192	\$290	\$353	\$437	\$511	\$640	\$787	\$952	\$1,310	\$1,470	\$1,949
Standard Seat	Must specify Standard, Corner, End or Ottoman	ESC-X	\$96	\$145	\$177	\$219	\$255	\$320	\$394	\$476	\$655	\$735	\$975
Low Wide Arm	Must specify Left, Right or Centre Mounting, Power and Laminate (if applicable)	EAC-(L/R/C)-LW	\$96	\$145	\$177	\$219	\$255	\$320	\$394	\$476	\$655	\$735	\$975
Low Narrow Arm	Must specify Left, Right or Centre Mounting, Power and Laminate (if applicable)	EAC-(L/R/C)-LN	\$72	\$107	\$130	\$160	\$186	\$232	\$285	\$343	\$471	\$528	\$700
High Wide Arm	Must specify Left, Right or Centre Mounting, Power and Laminate (if applicable)	EAC-(L/R/C)-HW	\$108	\$164	\$200	\$248	\$290	\$364	\$448	\$542	\$747	\$838	\$1,112
High Narrow Arm	Must specify Left, Right or Centre Mounting, Power and Laminate (if applicable)	EAC-(L/R/C)-HN	\$96	\$145	\$177	\$219	\$255	\$320	\$394	\$476	\$655	\$735	\$975
HALSA[®] COVERS													
Standard Midback Cover	All models with exception of Highback, Plus and Love Seat		\$96	\$145	\$177	\$219	\$255	\$320	\$394	\$476	\$655	\$735	\$975
Highback Cover	Patient/Highback Guest		\$108	\$164	\$200	\$248	\$290	\$364	\$448	\$542	\$747	\$838	\$1,112
Plus Back Cover	Plus Guest		\$108	\$178	\$223	\$283	\$336	\$428	\$533	\$651	\$907	\$1,021	\$1,363
Standard Seat Cover	All models with exception of Love Seat		\$96	\$124	\$142	\$166	\$187	\$224	\$266	\$313	\$416	\$461	\$598
Plus Seat Cover	All models with exception of Love Seat		\$96	\$128	\$149	\$177	\$201	\$243	\$292	\$346	\$463	\$516	\$673
LoveSeat Seat Cover	Love Seat		\$126	\$161	\$184	\$214	\$240	\$286	\$339	\$397	\$525	\$582	\$754
LoveSeat Back Cover	Love Seat		\$126	\$196	\$241	\$301	\$354	\$446	\$551	\$669	\$925	\$1,039	\$1,381

CONDITIONS OF SALE

PRICING

Allseating reserves the right to change published prices without notice. Prices in effect at the time of the order acceptance shall apply. All applicable taxes are extra. All prices in this catalog are list. All sales are in US dollars unless both the Sold To and Ship To addresses are both located in Canada, in which case, sales are in Canadian dollars.

ORDER ACCEPTANCE

Orders will be accepted through all authorized Allseating Dealers upon issuance of a written purchase order on letterhead or purchase order of the customer being invoiced. Faxed orders or orders by email (orders@allseating.com) are acceptable, as well as digital orders such as SIF or XLM, no verbal orders will be accepted. All purchase orders must contain a valid signature.

ORDER CANCELLATION

Orders which have been acknowledged are considered firm. In the event a cancellation request is accepted by Allseating, restocking charges may be incurred up to 100% of the order depending on the stage of production.

CREDIT TERMS

Terms are net 30 days O.A.C. Terms are subject to change and review based upon performance. Customers are required to provide a completed signed Dealer Application for the purpose of updating or setting up an account. All payments should be made to Allseating.

PACKAGING AND SHIPPING

As a standard, all products are shipped in knocked down condition, in a box.

ASSEMBLED CHAIRS

On special request and at an upcharge, chairs may be shipped assembled (except base and cylinder). For assembled and fully assembled blanket wrapped products, contact customer service for details. Please note that minimum quantity guidelines will apply.

SPECIFICATIONS

Allseating reserves the right to institute changes to materials, specifications and designs, or to discontinue models at any time. Images and line drawings featured in the catalog may not reflect the current product offering. Components are subject to change at Allseating's discretion.

FREIGHT POLICY

Allseating reserves the right to use its own or commercial carriers for the "best way" to ship, at its sole discretion. Normal delivery is dock to dock.

Special requests such as inside delivery, specific delivery

dates and times, residential delivery, etc. are subject to additional charges. All additional charges will be the responsibility of the consignee.

Allseating reserves the right to charge for freight services over and above standard "best way" delivery. Delivered pricing is based on shipment to the 48 U.S. contiguous states and Canada excluding N.W.T., YK, and NU. For shipments to other destinations, we reserve the right to add a surcharge.

LOSS / DAMAGE LIABILITY

Every effort is undertaken to effect secure packaging; however, our liability ends when the carrier issues a clear receipt acknowledging that the shipment has been received in good condition. The carrier is then liable for loss or delay or damage. Signing for a shipment without noting damage or deficiencies absolves Allseating of further responsibility and a freight claim will have to be made by the customer.

NOTE: A packing slip signed by the carrier for pick-up at Allseating Warehouse constitutes "Clear Receipt" and absolves Allseating of further responsibility for damage or loss or delay.

Any claim submitted for freight damage must be done within 7 days of receiving the products. Any claims after that time may not be covered under our warranty. If the packaging arrives visibly damaged, then waybill should be signed as "subject to inspection" or "damage noticed".

RETURNS / RESTOCK

Returns are coordinated and authorized by the Return Authorization Coordinator (RAC). Merchandise may not be returned without prior consent and a Return Authorization (RA) Number. All returns must be securely packaged and boxes clearly marked with an assigned RA number on the outside. Carrier for return goods must be specified by Allseating. Goods returned without a RA Number or by an unauthorized carrier will not be accepted.

Unauthorized returned goods will be subject to a restock charge and/or a charge for any required reconditioning. Returns must be shipped prepaid, unless other arrangements have been made. Custom fabricated merchandise may not be returned. Credit on orders returned with an RA number will be issued once inspection has deemed product in good condition.

STORAGE POLICY

We will store product at our warehouse for 3 days at no charge. Any order requiring storage for a longer period will be charged at a rate of \$1.00 per day per carton. Order postponements must be received 2 weeks prior to the scheduled production time.

ANSI/BIFMA TESTING

Allseating chair have been tested to meet or exceed the requirements of ANSI/BIFMA standards.

CONDITIONS OF SALE

APPLICABLE PROVISIONS TO ALL PRODUCTS AND SERVICES

Allseating products, including those designated for Multi-Shift, are warranted to be free from defects in materials and workmanship for a period of 12 years from original date of purchase, with the exception of Foster Sleep Chair, Foster Recliner and Foster Patient Recliner. This warranty applies to all chair models and extends to original purchasers who acquire new product directly from Allseating or our authorized dealers.

During the warranty period, Allseating, at its sole discretion, will repair or replace (at its option) any product, part or component covered by this warranty that fails under normal use due to defective materials or workmanship. Allseating will repair or replace the defective product, part or component with comparable product, part or component. To be eligible for this warranty coverage, all products, parts or components must be installed, used and maintained in accordance with Allseating’s published instructions and must not have been subject to misuse or abuse.

EXCEPTIONS

Allseating does not warrant the following:

- Normal wear and tear
- Natural variations, scars, marks, wrinkles occurring in leather
- Colourfastness of textiles
- Colour matching of textiles exactly to samples or swatches or past purchases
- COM/COL or graded-in fabrics
- Products exposed to extreme environmental conditions or improper storage conditions
- Chairs used by individuals who weigh in excess of the warranted weight restriction as indicated on each product page. Most task and guest seating is 350 lbs with the exception of Entail, M.O. and Levo, all of which are 325 lbs. Exchange, Foster and Halsa are 350 lbs per seat unless otherwise specified
- Allseating’s products meet the requirements of national and specific local codes as stated in the price book and other written publications. Please visit the company’s website at allseating.com for further details regarding product specifications.

This document inclusively describes Allseating’s warranty and remedies available with respect to the company’s products and services. Allseating disclaims any other warranty whether express or implied, statutory or otherwise, in relation to the company’s products and services.

To the extent allowed by law, any implied warranties, including any warranty of merchantability or fitness for a particular purpose, are disclaimed and to the extent they are legally required, are limited in duration to the duration of this written warranty.

Allseating shall not be liable for loss of time, inconvenience, commercial loss, or incidental or consequential damages.

QUALIFICATIONS FOR DELIVERED PRICING

Please call your Allseating Sales Representative for your qualifications for delivered pricing.

WARRANTY RESOLUTION

We understand that dealing with warranties is often frustrating. So we developed a dedicated Warranty Response Team to eliminate headaches. They’re specially trained to expedite warranty-related issues, so you can get back to business quickly and painlessly.

All warranty claims must be submitted via Allseating’s Warranty Portal which can be found at allseating.com under Resources\Submit a Claim.

Should you have any difficulties you can contact our Warranty Response Team at warranty@allseating.com or toll free at 1(800) 563-3502.

DIMENSIONS

The price catalog and product literature, show dimensions rounded to the nearest half inch. All dimensions are approximate and may be subject to change without notice. Dimensions are dependent on options selected. Product can be configured to comply with BIFMA G1-2002 Ergonomics Guideline. Where exact measurements are required, contact Customer Service.

FIRE CODE

Allseating’s entire line of office seating meets California Technical Bulletin 117 (CAL 117-2013). This is a standard by which upholstered furniture has been tested for approval to meet a minimum fire standard. Allseating’s chairs can be upgraded to meet the California Technical Bulletin (CAL TB133). Additional charges of \$565 per chair series (per burn test) and lead times will apply for chairs with special configurations of COM fabrics, not already tested by Allseating.

CAL TB133

CAL TB133 is a standard of furniture flammability required by the California Bureau of Home Furnishings and Thermal Insulation for furniture used in public buildings such as Healthcare facilities, Hospitals, Hotels and Motels, Stadiums, Child Care Facilities, Convalescent Homes, Prisons and Jails.

The CAL TB133 test is a full scale fire test for furniture manufactured for the use in public buildings. The standard does not specify how to construct furniture, but only how it should perform when tested. To pass the fire standard test, a fire blocking liner is placed between the fabric and the foam of our chairs. This liner acts as a fire extinguisher by smothering the flame.

TO ORDER CAL TB133

Clearly specify CAL TB133 on your order. Please check individual series upcharge. There is a standard 4 week lead time for CAL TB133.

